



BOOK COLLECTIONS ENERGIE KER

2 0 1 8

INDICE PER PRODOTTO

INDEX BY PRODUCT . SOMMAIRE PAR PRODUIT . INDEX NACH PRODUKT

8 . EKXTREME

130 Visionnaire

134 Precious

18 . CEMENTI

20 Loft

26 Concept

32 Baticiment

34 Icons

36 Flatiron

42 H24



48 Select



56 Cerabeton



62 Les Murs

68 Agorà



74 Reflex



80 Legacy

84 Elegantia

90 Formwork



96 Cementine



100 . MARMI

102 Statuario Imperiale

106 Bernini

110 Calacatta

114 Onice

118 Cashmere

122 Pietragrey

126 Limestone

138 . PIETRE

140 Loop

146 Pietra di Vals

150 Valmalenco

154 Eternity



158 Moonstone



164 Fusion

168 Utah

172 Urano

178 Zion

182 Fitch

186 Blocks

190 Quarzi

192 . LEGNI

194 Padouk

202 Antiqua

206 Woodclay

210 Shabby Chic

216 Savana

220 Barn

224 Cherokee

228 Avantgarde

234 Zeeland

238 Sheesham

242 Essenze Antiche

248 Ephedra

254 Urban Forest

260 Sequoia

264 Woodstock

268 Stelvio

270 . TERRACOTTA

272 Antichi Amori

278 Campigiane

282 Montecchio

288 . WALL TILES

290 H24

296 Select

302 Le Resine

308 White Color

310 Reflex

312 Cementine

314 . TH2.0

322 . TECNICO

324 Unicolors

326 Elementi



INDICE

INDEX . INDEX . VERZEICHNIS

- Agorà 68 
- Antichi Amori 272
- Antiqua 202
- Avantgarde 228
- Barn 220
- Basaltina 316
- Baticiment 32
- Bernini 106
- Blocks 186
- Calacatta 110
- Campigiane 278
- Cashmere 118
- Cementine 96 
- Cementine *wall tiles* 312
- Cerabeton 56  
- Cherokee 224
- Concept 26
- Elegantia 84
- Elementi 326 
- Ephedra 248
- Essenze Antiche 242
- Eternity 154 
- Fitch 182
- Flatiron 36
- Formwork 90  
- Fusion 164
- H24 42 
- H24 *wall tiles* 290
- Icons 34
- Legacy 80
- Le Resine *wall tiles* 302
- Les Murs 62
- Limestone 126
- Loft 20
- Loop 140
- Montecchio 282
- Moonstone 158 
- Nature 317
- Nuoak 317
- Onice 114
- Padouk 194
- Pietra di Vals 146
- Pietragrey 122
- Precious 134
- Quarzi 190
- Reflex 74 
- Reflex *wall tiles* 310
- Savana 216
- Select 48  
- Select *wall tiles* 296
- Sequoia 260
- Shabby Chic 210
- Sheesham 238
- Statuario Imperiale 102
- Stelvio 268
- Unicolors 324
- Unika 316
- Urano 172
- Urban Forest 254
- Utah 168
- Valmalenco 150
- Visionnaire 130
- White Color *wall tiles* 308
- Woodclay 206
- Woodstock 264
- Zeeland 234
- Zion 178

CARATTERISTICHE TECNICHE

Technical specification . Caractéristiques techniques . Technische daten

Classificazioni antiscivolo 332

Non-slip classification
Classification antidérapant
Trittsicherheitsklassen

Tabelle tecniche 334

Technical tables
Fiche technique
Technischeangaben

Certificazioni 335

Certification
Certificques
Zertifizierungen

Consigli di posa 336

Installation advice
Conseils de pose
Verlegehinweise

Consigli per la stuccatura e la pulizia dopo posa 338

Recommendations for grouting and cleaning after installation
Conseils pour le stucage et le nettoyage après la pose
Ratschläge für die Verfugung und erste Reinigung nach der Verlegung

Pulizia e manutenzione dei prodotti Energie Ker 340

Cleaning and care of Energie Ker products
Nettoyage et entretien des articles Energie Ker
Reinigung und Pflege der produkte von Energie Ker

Avvertenze 348

Warning instructions
Instructions
Hinweise

Condizioni generali di vendita 349

General sales terms and conditions
Conditions Générales de vente
Allgemeine Verkaufsbedingungen

Tabella pesi e misure 350

Weights and measures table
Tableau poids et mesures
Gewicht und Masstabelle

Informazioni tecniche 352

Technical information
Informations techniques
Technische Informationen



MOOD BOOK ENERGIE KER 2018

Catalogo generale Energie Ker 2018 . Catalogue général Energie Ker 2018 . Gesamtkatalog Energie Ker 2018



Innovazione, crescita, ricerca e sviluppo: questi alcuni punti cardine di Energie Ker, il brand di Gold Art Ceramica dedicato alla commercializzazione di pavimenti per interni ed esterni in gres porcellanato e di rivestimenti in monocottura.

L'anima dinamica e lungimirante dell'azienda ha determinato importanti investimenti per consentire una presenza sul mercato sempre competitiva, con prodotti all'avanguardia sia dal punto di vista tecnologico, sia estetico, capaci di rispecchiare i trend più contemporanei.

La decisione presa nell'ultimo anno di dotarsi di un sistema di cogenerazione per la produzione combinata e simultanea di energia elettrica, pari al fabbisogno complessivo del gruppo, e di un nuovo atomizzatore, contestualmente al progetto di realizzazione del nuovo impianto di macinazione e preparazione impasti, rientra nel più vasto programma di accrescimento dello stabilimento che consente di passare a un ciclo produttivo completo e di conseguire la classificazione Car (Cogenerazione ad alto rendimento), determinata dall'elevata efficienza energetica (>95%).

Un percorso continuo e costante verso l'affermazione della qualità di Energie Ker, che propone ampliamenti di gamma nelle soluzioni per l'outdoor a spessore maggiorato e la realizzazione di progetti completi con le grandi lastre, risposte di ultima generazione alle esigenze dell'architettura moderna.

Innovation, progression, recherche et developpement: ceux-ci sont les points essentiels d'Energieker qui est la marque consacrée à la commercialisation de sols pour l'intérieur et l'extérieur en grès cérame et de la faïence pour le mur en mono-cuisson.

L'esprit dynamique et progressiste de l'usine a déterminé des investissements importants qui assurent une présence sur le marché toujours très compétitive avec de produits à l'avant-garde soit du point de vue technique soit esthétique en reflétant les tendances les plus contemporaines.

La décision prise depuis un an d'installer un système de cogénération pour la production combinée et simultanée d'énergie électrique qui satisfait le besoin global du groupe et un nouveau atomiseur parallèlement au projet pour la réalisation d'une nouvelle unité de broyage et préparation de pâtes, rentre dans un programme d'accroissement le plus large de notre usine; tous ces nouvelles innovations technologiques rendent possible le passage à un cycle de production complet en obtenant donc la classification "Car" (cogénération à haute rendement) grâce à une grande efficacité énergétique (>95%).

Un chemin constant tourné vers l'affirmation de la qualité d'Energieker qui vous propose une grande variété de gamme tant en terme de solutions pour l'extérieur en fort épaisseur que de la réalisation de projets complets avec les grandes dalles, en apportant donc les réponses nécessaires aux exigences de l'architecture moderne.

Innovation, growth, research and development are some of the key points of Energieker, Gold Art Ceramica's brand dedicated to marketing indoor and outdoor porcelain wall and floor tiles.

The company's dynamic and forward-looking spirit has resulted in heavy investments to allow a strongly competitive market presence with state of the art products, in technological terms, as well as aesthetics, capable to reflect the most contemporary trends.

Last year's decision to provide the company with a cogeneration system producing combined and simultaneous electric power, equivalent to the group's total requirements and a new atomizer, built together with a new grinding and mixing installation, is part of the largest growth program of the factory, allowing to switch to a complete production cycle and to obtain the CAR classification (high efficiency cogeneration) determined by an efficiency exceeding 95%.

A ceaseless and constant itinerary towards an increasing quality of Energieker, launching a range extension in outdoor solutions with special thickness and the execution of complete projects with large slabs, latest generation response to the requirements of modern architecture.

Innovation, Wachstum, Forschung und Entwicklung sind einige der Hauptpunkte von Energieker, die sich auf die Vermarktung von Wand- und Bodenfliesen aus Feinsteinzeug fuer Innen und Aussen spezialisiert hat.

Der dynamische und vorausschauende Geist des Unternehmens hat zu erheblichen Investitionen gefuehrt, die eine starke Marktpraesenz ermoeglichen, die sowohl technisch als auch aesthetisch zeitgemaess ist.

Die Entscheidung des letzten Jahres dem Unternehmen eine Waerme-Kraft-Kopplung zu installieren, das kombinierte und simultane elektrische Energie erzeugt und ein neuer Zerstaebuer, der zusammen mit einer neuen Mahl- und Mischinstallation gebaut wurde, ist Teil der groessten Wachstumprogramms des Betriebes. Es ermoeglicht einen kompletten Produktionszyklus und erbringt die CAR Klassifikation (hocheffizienter Kraft-Waerme-Tauscher) mit einem 95 % igem Wirkungsgrad.

Ein unaufhoerlicher und konstanter Weg zu einer steigender Qualitaet von Energieker und die Einfuehrung einer Sortimentserweiterung fuer den Aussenbereich mit 20mm Staerke und der Fertigung von Grossformatplatten ist die neueste Antwort auf die Anforderungen der moderne Architektur.

LETTURA DEL CATALOGO

READING THE CATALOGUE . LA LECTURE DU CATALOGUE . BENÜTZUNG DES KATALOGES

SELECT

Gres Porcellanato Colorato In Massa - Porcelain Stoneware Coloured In Body
Grès Cérame Coloré Dans La Masse - Durchgefärbtes Feinsteinzeug

TECH INFO

SIZES

SURFACES

TH2.0 - Rettificato Rectified - Rectifié - Rektifiziert
60x60 TH2.0 Crema, TH2.0 Piombo

Naturale - Natural - Natur
30,8x30,8 (Bianco, Nebbia, Crema, Cenere, Fumo, Piombo)
30,8x61,5 (Bianco, Nebbia, Crema, Cenere, Fumo, Piombo)
45,5x45,5 (Bianco, Nebbia, Crema, Cenere, Fumo, Piombo)
61,5x61,5 (Bianco, Nebbia, Crema, Cenere, Fumo, Piombo)
61,5x61,5 (Nebbia 12 mm, Crema 12 mm, Fumo 12 mm)

Strutturato - Textured - Structuré - Strukturiert
30,8x30,8 (Crema, Fumo)
30,8x61,5 (Nebbia, Crema, Fumo)
45,5x45,5 (Nebbia, Crema)
61,5x61,5 (Cenere, Piombo)

Rettificato - Rectified - Rectifié - Rektifiziert
30,4x61 (Bianco, Nebbia, Crema, Cenere, Fumo, Piombo)
61x61 (Nebbia, Crema, Fumo)
61,5x121 (Bianco, Nebbia, Crema, Cenere, Fumo, Piombo)
90x90 (Bianco, Nebbia, Crema, Cenere, Fumo, Piombo)

Lappato in cresta - Honed - Semi-pol - Gelläppt
61x61 (Nebbia, Crema, Fumo)
61,5x121 (Nebbia, Crema, Fumo)
90x90 (Nebbia, Crema, Fumo)

WALL - RIVESTIMENTO PAG. 296

Biocottura Double firing - Biscuiton - Zweimalbrand
20x50 8x20"

UPICE

Per maggiori informazioni sulle Certificazioni pag. 335
Pour plus d'informations sur les certifications, se référer à pag. 335

BIANCO

NEBBIA

CREMA

CENERE

FUMO

PIOMBO

SELECT BIANCO 61,5x121 • 24" x 48" RETT.

SELECT

Decor - Decors - Decors - Dekore

MOSAICO 81 PZ. (3x3)
30,2x30,2 - 12"x12"

MOSAICO MIX 81 PZ. (3x3)
30,2x30,2 - 12"x12"

MOSAICO ASIMMETRICO 18 PZ.
30,2x30,2 - 12"x12"

BATTISCOPA
7,5x61,5 - 3"x24"

ELEMENTO L INCOLLATO
10x30,8x6 - 6"x12"x2"

ELEMENTO L NONLITICO OUT
10x30,8x6 - 6"x12"x2"

GRADONE
30,8x30,8 - 12"x12"

GRADONE TORO LINEARE APPLICATO
30,8x30,8 - 12"x12"

GRADONE TORO ANGOLARE APPLICATO
30,8x30,8 - 12"x12"

GRES PORCELLANATO COLORATO IN MASSA - PORCELAIN STONEWARE COLOURED IN BODY
GRÈS CÉRAME COLORÉ DANS LA MASSE - DURCHGEFÄRBTES FEINSTEINZEUG

Naturale - Natural - Natur • **Rettificato** - Rectified - Rectifié - Rektifiziert • **Lappato in cresta** - Honed - Semi-pol - Gelläppt
Outdoor Strutturato - Textured Outdoor - Structuré Extérieure - Strukturierte Außen
Rettificato TH2.0 - Rectified TH2.0 - TH2.0 Rectifié - Rektifiziert TH2.0

SELECT NEBBIA 61,5x61,5 • 24" x 24"

SELECT

BIANCO

30,8x30,8 - 12"x12"	NATURALE	18,52	R10	8,2 mm
30,8x61,5 - 12"x24"	NATURALE	24,07	R10	8 mm
30,8x61,5 - 12"x24"	RETTIFICATO	26,70	R10	8 mm
45,5x45,5 - 18"x18"	NATURALE	21,60	R10	8 mm
45,5x45,5 - 18"x18"	RETTIFICATO	21,60	R10	8 mm
61,5x61,5 - 24"x24"	NATURALE	27,78	R10	10 mm
61,5x61,5 - 24"x24"	RETTIFICATO	41,67	R10	10 mm
90x90 - 36"x36"	RETTIFICATO	47,84	R10	10 mm

NEBBIA

30,8x30,8 - 12"x12"	NATURALE	18,52	R10	8,2 mm
30,8x61,5 - 12"x24"	NATURALE	24,07	R10	8 mm
30,8x61,5 - 12"x24"	OUTDOOR STRUTTO	26,52	R11 B	8 mm
30,8x61,5 - 12"x24"	RETTIFICATO	26,70	R10	8 mm
45,5x45,5 - 18"x18"	NATURALE	21,60	R10	8 mm
45,5x45,5 - 18"x18"	OUTDOOR STRUTTO	21,60	R11 B	8 mm
61,5x61,5 - 24"x24"	NATURALE	27,78	R10	10 mm
61,5x61,5 - 24"x24"	OUTDOOR STRUTTO	27,78	R11 B	10 mm
61,5x61,5 - 24"x24"	RETTIFICATO	41,67	R10	10 mm
61,5x121 - 24"x48"	LAPPATO	44,78	R10	10 mm
61,5x121 - 24"x48"	RETTIFICATO	41,67	R10	10 mm
90x90 - 36"x36"	RETTIFICATO	47,84	R10	10 mm
90x90 - 36"x36"	LAPPATO	49,44	R10	10 mm

CREMA

30,8x30,8 - 12"x12"	NATURALE	18,52	R10	8,2 mm
30,8x30,8 - 12"x12"	OUTDOOR STRUTTO	20,06	R11 B	8 mm
30,8x61,5 - 12"x24"	NATURALE	24,07	R10	8 mm
30,8x61,5 - 12"x24"	OUTDOOR STRUTTO	26,52	R11 B	8 mm
30,8x61,5 - 12"x24"	RETTIFICATO	26,70	R10	8 mm
45,5x45,5 - 18"x18"	NATURALE	21,60	R10	8 mm
45,5x45,5 - 18"x18"	OUTDOOR STRUTTO	21,60	R11 B	8 mm
61,5x61,5 - 24"x24"	NATURALE	27,78	R10	10 mm
61,5x61,5 - 24"x24"	OUTDOOR STRUTTO	27,78	R11 B	10 mm
61,5x61,5 - 24"x24"	RETTIFICATO	41,67	R10	10 mm
61,5x121 - 24"x48"	LAPPATO	44,78	R10	10 mm
61,5x121 - 24"x48"	RETTIFICATO	41,67	R10	10 mm
90x90 - 36"x36"	RETTIFICATO	47,84	R10	10 mm
90x90 - 36"x36"	LAPPATO	49,44	R10	10 mm

GRES PORCELLANATO COLORATO IN MASSA - PORCELAIN STONEWARE COLOURED IN BODY
GRÈS CÉRAME COLORÉ DANS LA MASSE - DURCHGEFÄRBTES FEINSTEINZEUG

Naturale - Natural - Natur • **Rettificato** - Rectified - Rectifié - Rektifiziert • **Lappato in cresta** - Honed - Semi-pol - Gelläppt
Outdoor Strutturato - Textured Outdoor - Structuré Extérieure - Strukturierte Außen
Rettificato TH2.0 - Rectified TH2.0 - TH2.0 Rectifié - Rektifiziert TH2.0

CENERE

30,8x30,8 - 12"x12"	NATURALE	18,52	R10	8,2 mm
30,8x61,5 - 12"x24"	NATURALE	24,07	R10	8 mm
30,8x61,5 - 12"x24"	RETTIFICATO	26,70	R10	8 mm
45,5x45,5 - 18"x18"	NATURALE	21,60	R10	8 mm
45,5x45,5 - 18"x18"	OUTDOOR STRUTTO	21,60	R11 B	8 mm
61,5x61,5 - 24"x24"	NATURALE	27,78	R10	10 mm
61,5x61,5 - 24"x24"	OUTDOOR STRUTTO	26,52	R11 B	10 mm
61,5x61,5 - 24"x24"	RETTIFICATO	41,67	R10	10 mm
90x90 - 36"x36"	RETTIFICATO	47,84	R10	10 mm

FUMO

30,8x30,8 - 12"x12"	NATURALE	18,52	R10	8,2 mm
30,8x30,8 - 12"x12"	OUTDOOR STRUTTO	20,06	R11 B	8 mm
30,8x61,5 - 12"x24"	NATURALE	24,07	R10	8 mm
30,8x61,5 - 12"x24"	OUTDOOR	26,52	R11 B	8 mm
30,8x61,5 - 12"x24"	RETTIFICATO	26,70	R10	8 mm
45,5x45,5 - 18"x18"	NATURALE	21,60	R10	8 mm
45,5x45,5 - 18"x18"	OUTDOOR STRUTTO	21,60	R11 B	8 mm
61,5x61,5 - 24"x24"	NATURALE	27,78	R10	10 mm
61,5x61,5 - 24"x24"	OUTDOOR STRUTTO	27,78	R11 B	10 mm
61,5x61,5 - 24"x24"	RETTIFICATO	41,67	R10	10 mm
61,5x121 - 24"x48"	LAPPATO	44,78	R10	10 mm
61,5x121 - 24"x48"	RETTIFICATO	41,67	R10	10 mm
90x90 - 36"x36"	RETTIFICATO	47,84	R10	10 mm
90x90 - 36"x36"	LAPPATO	49,44	R10	10 mm

PIOMBO

30,8x30,8 - 12"x12"	NATURALE	18,52	R10	8,2 mm
30,8x61,5 - 12"x24"	NATURALE	24,07	R10	8 mm
30,8x61,5 - 12"x24"	RETTIFICATO	26,70	R10	8 mm
45,5x45,5 - 18"x18"	NATURALE	21,60	R10	8 mm
45,5x45,5 - 18"x18"	OUTDOOR STRUTTO	21,60	R11 B	8 mm
61,5x61,5 - 24"x24"	NATURALE	27,78	R10	10 mm
61,5x61,5 - 24"x24"	OUTDOOR STRUTTO	26,52	R11 B	10 mm
61,5x61,5 - 24"x24"	RETTIFICATO	41,67	R10	10 mm
90x90 - 36"x36"	RETTIFICATO	47,84	R10	10 mm

1	Nome collezione Name of collection Nom collection Name der Kollektion
2	Tecnologia Technology Technologie Technologie
3	Tacche colore Colour samples Couleurs disponibles Farbmuster
4	Caratteristiche tecniche Technical characteristics Caractéristiques techniques Technische Daten
5	Formati Sizes Formats Formate
6	Finitura Product finishing Finition produit Ausführung des Produkts
15	Coordinati Matching Coordonné Kombinierte
16	Certificazioni Certification Certifiées Zertifizierungen

1	Nome serie Series name Nom série Serienbezeichnung
2	Tecnologia Technology Technologie Technologie
4	Caratteristiche tecniche Technical characteristics Caractéristiques techniques Technische Daten
6	Finitura Product finishing Finition produit Ausführung des Produkts
7	Formati Sizes Formats Formate
8	Codice prezzo Price code Code prix Preiscode
9	Classificazione antiscivolo Anti-slip Classification glissement Rutschhemmungsklassifizierung
10	Spessore Thickness Epaisseur Dicke

1	Nome serie Series name Nom série Serienbezeichnung
2	Tecnologia Technology Technologie Technologie
6	Finitura Product finishing Finition produit Ausführung des Produkts
12	Decor Decors Decors Dekore
13	Pezzi speciali Special pieces Pièces spéciales Formteile
14	Imballi Packaging Conditionnement Verpackungs-einheiten

L'ordine delle pagine può variare in base alla quantità di materiale presente nella serie.
Page order can vary according to material quantity in the series.
L'ordre des pages peut varier suivant la quantité de matériel présent inhérent à la série.
Die Reihenfolge der Seiten kann je nach der Menge an Material innerhalb der Serie unterschiedlich sein.

WE ARE ABLE TO...

GRANDI LASTRE . LARGE SLABS
GRANDES PLAQUES . GROßFORMATPLATTEN

EKXTREME

STATUARIO IMPERIALE	10
BERNINI	10
CALACATTA	11
ONICE	11
PIETRAGREY	12
CASHMERE	13
LIMESTONE	13
CONCEPT	14
LOFT	15
FLATIRON	16

PAVIMENTI E RIVESTIMENTI . FLOORS AND WALLS
LES SOLS ET LES MURS . BODENFLIESEN UND WAND

EKCOLLECTIONS

Cementi / 18

LOFT	20
CONCEPT	26
BATICIMENT	32
ICONS	34
FLATIRON	36
H24	42
SELECT	48
CERABETON	56
LES MURS	62
AGORÀ	68
REFLEX	74
LEGACY	80
ELEGANTIA	84
FORMWORK	90
CEMENTINE	96

Marmi / 96

STATUARIO IMPERIALE	102
BERNINI	106
CALACATTA	110
ONICE	114
CASHMERE	118
PIETRAGREY	122
LIMESTONE	126
VISIONNAIRE	130
PRECIOUS	134

Pietre / 134

LOOP	140
PIETRA DI VALS	146
VALMALENCO	150
ETERNITY	154
MOONSTONE	158
FUSION	164
UTAH	168
URANO	172
ZION	178
FITCH	182
BLOCKS	186
QUARZI	190

Legni / 188

PADOUK	194
ANTIQUA	202
WOODCLAY	206
SHABBY CHIC	210
SAVANA	216
BARN	220
CHEROKEE	224
AVANTGARDE	228
ZEELAND	234
SHEESHAM	238
ESSENZE ANTICHE	242
EPHEDRA	248
URBAN FOREST	254
SEQUOIA	260
WOODSTOCK	264
STELVIO	268

Terracotta / 266

ANTICHI AMORI	272
CAMPIGIANE	278
MONTECCHIO	282

Wall Tiles / 284

H24	290
SELECT	296
LE RESINE	302
WHITE COLOR	308
REFLEX	310
CEMENTINE	312

Tecnico / 318

UNICOLORS	324
ELEMENTI	326

SPESORE 2 CM . 2 CM THICKNESS
2 CM D'ÉPAISSEUR . 2 CM STÄRKE

TH2.0

Pietre / 312

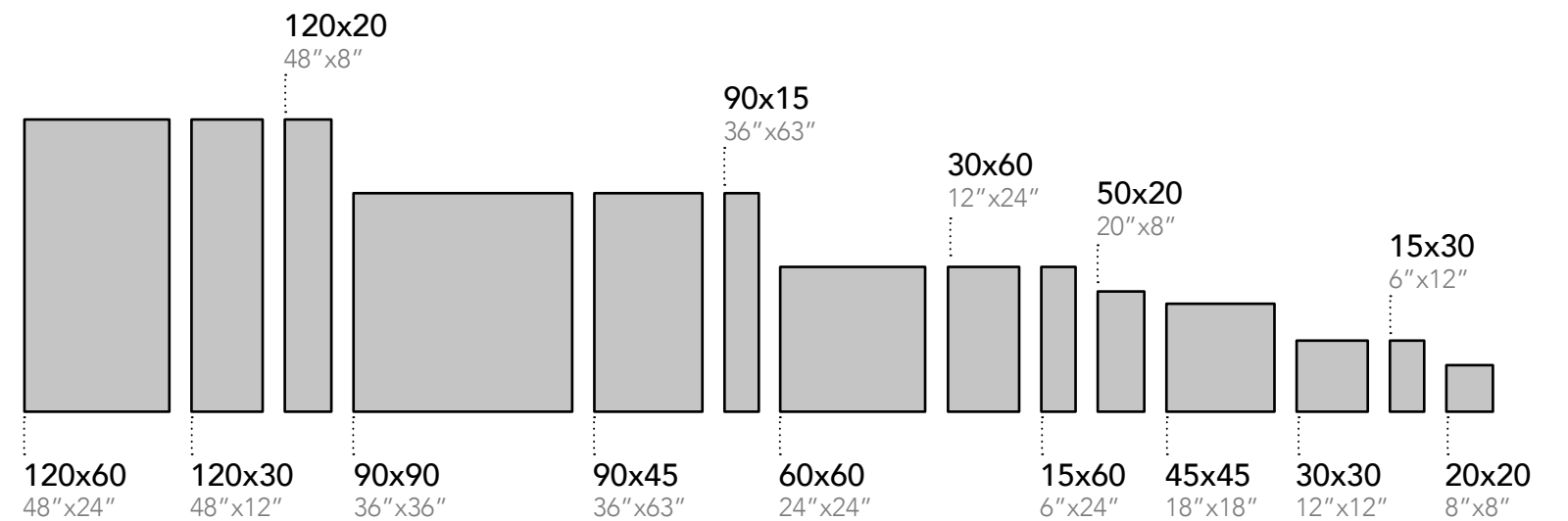
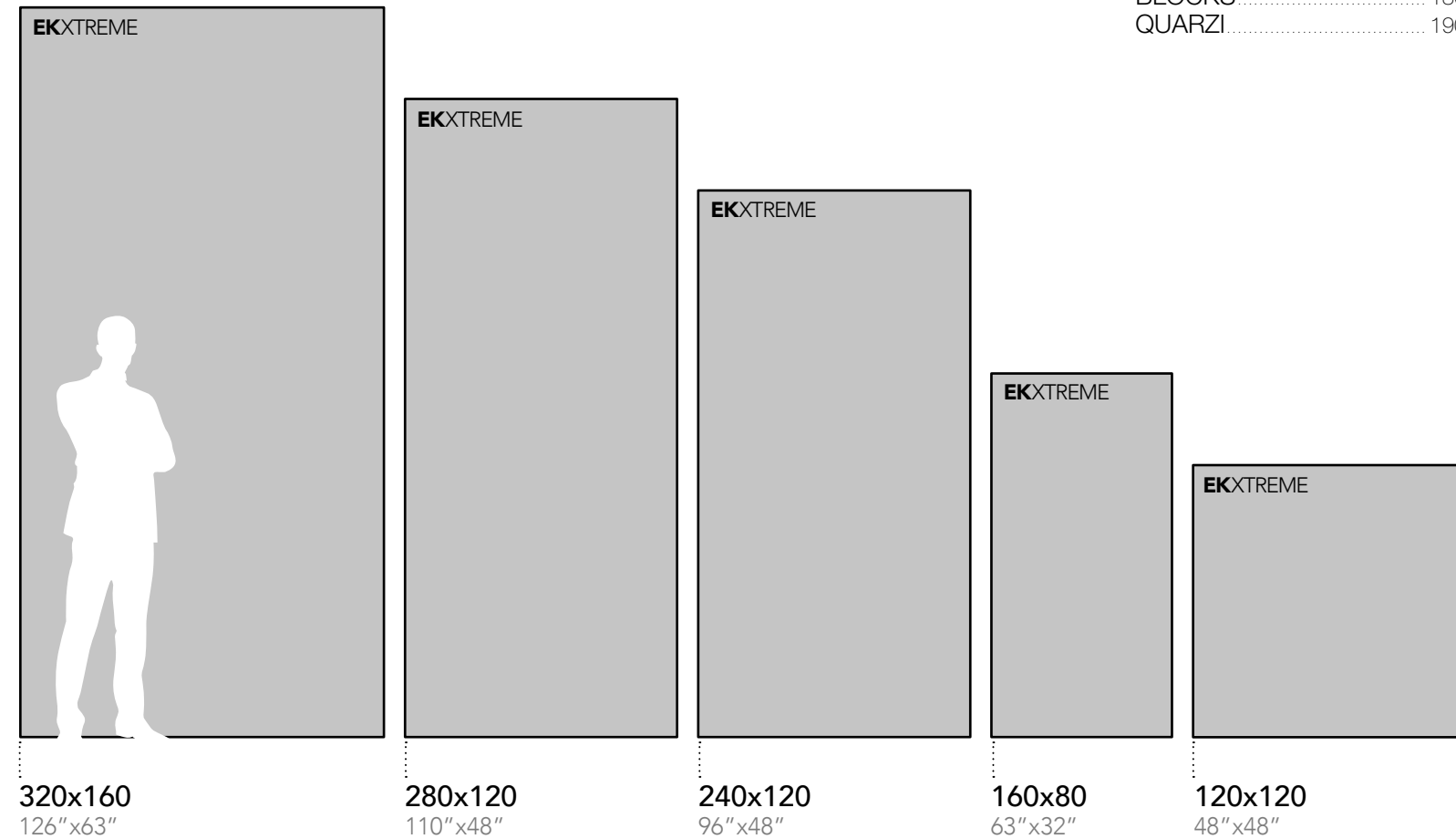
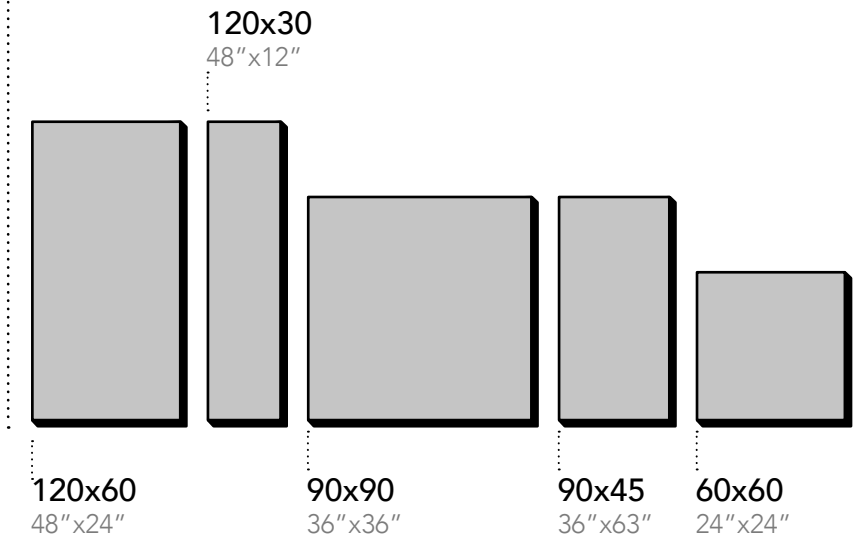
LOOP	316
UNIKA	316
URANO GRIGIO	316
PIETRA DI VALS	316
BASALTINA	316
MOONSTONE	316

Legni / 313

NATURE	317
NUOAK	317
PADOUK	317

Cementi / 314

FLATIRON	318
LES MURS	318
FORMWORK	318
SELECT	318



320·160
126"x63"

280·120
110"x48"

240·120
96"x48"

160·80
63"x32"

120·120
48"x48"

EK ENERGIE KER

EKXTREME

GRES FINE PORCELLANATO
Fine Porcelain Stoneware
Grès Cérame
Feinsteinzeug

10 COLLEZIONI - 14 COLORI
10 Collections - 14 Colors
10 Collections - 14 Couleurs
10 Kollektionen - 14 Farben

5 FORMATI
5 Formats
5 Formats
5 Formate

2 FINITURE, LAPPATO E NATURALE
2 Finishes, Polished And Natural
2 Finitions, Semi Poli Brillant et Naturel
2 Oberflächen, geläppt und naturale

SPESSORE 9 mm / 7 mm
Thickness 1/2"
Epaisseur 9mm / 7mm
Stärke 9mm / 7mm


Richiedi il catalogo
Ekxtreme
a energieker@energieker.it

Contact us at
energieker@energieker.it
to receive the
EKxtreme catalogue

Contactez nous à l'adresse
energieker@energieker.it à fin
de recevoir le
catalogue EKxtreme

Fordern Sie einen
EKxtreme Katalog an bei
energieker@energieker.it

EKXTREME





STATUARIO IMPERIALE

160x320 . 63"x126"	LAPPATO CAMPO PIENO	129,63	7 mm
120x280 . 48"x110"	LAPPATO CAMPO PIENO	117,28	7 mm
120x120 . 48"x48"	LAPPATO CAMPO PIENO	98,77	7 mm
80x160 . 32"x63"	LAPPATO CAMPO PIENO	86,42	7 mm



BERNINI

160x320 . 63"x126"	LAPPATO CAMPO PIENO	129,63	7 mm
120x280 . 48"x110"	LAPPATO CAMPO PIENO	117,28	7 mm
120x240 . 48"x96"	LAPPATO CAMPO PIENO	111,11	7 mm
120x120 . 48"x48"	LAPPATO CAMPO PIENO	98,77	7 mm
80x160 . 32"x63"	LAPPATO CAMPO PIENO	86,42	7 mm



CALACATTA

160x320 . 63"x126"	LAPPATO CAMPO PIENO	129,63	7 mm
120x280 . 48"x110"	LAPPATO CAMPO PIENO	117,28	7 mm
120x240 . 48"x96"	LAPPATO CAMPO PIENO	111,11	7 mm
120x120 . 48"x48"	LAPPATO CAMPO PIENO	98,77	7 mm
80x160 . 32"x63"	LAPPATO CAMPO PIENO	86,42	7 mm



ONICE

120x240 . 48"x96"	LAPPATO CAMPO PIENO	111,11	7 mm
-------------------	---------------------	--------	------



PIETRAGREY TAUPE

120x120 . 48"x48"	LAPPATO CAMPO PIENO	98,77	7 mm
120x240 . 48"x96"	LAPPATO CAMPO PIENO	111,11	7 mm



PIETRAGREY FOG

120x120 . 48"x48"	LAPPATO CAMPO PIENO	98,77	7 mm
120x240 . 48"x96"	LAPPATO CAMPO PIENO	111,11	7 mm



CASHMERE VISIONE

120x240 . 48"x96"	LAPPATO CAMPO PIENO	111,11	7 mm
-------------------	---------------------	--------	------



LIMESTONE GREY

120x120 . 48"x48"	LAPPATO CAMPO PIENO	98,77	7 mm
120x240 . 48"x96"	LAPPATO CAMPO PIENO	111,11	7 mm



CONCEPT PEARL

80x160 . 32"x63"	RETTIFICATO	64,81	R9	9 mm
120x120 . 48"x48"	RETTIFICATO	67,90	R9	9 mm
120x240 . 48"x96"	RETTIFICATO	80,25	R9	7 mm



CONCEPT GREIGE

80x160 . 32"x63"	RETTIFICATO	64,81	R9	9 mm
120x120 . 48"x48"	RETTIFICATO	67,90	R9	9 mm
120x240 . 48"x96"	RETTIFICATO	80,25	R9	7 mm



LOFT TAUPE

80x160 . 32"x63"	RETTIFICATO	64,81	R9	9 mm
120x120 . 48"x48"	RETTIFICATO	67,90	R9	9 mm
120x240 . 48"x96"	RETTIFICATO	80,25	R9	7 mm



LOFT ASH

80x160 . 32"x63"	RETTIFICATO	64,81	R9	9 mm
120x120 . 48"x48"	RETTIFICATO	67,90	R9	9 mm
120x240 . 48"x96"	RETTIFICATO	80,25	R9	7 mm



FLATIRON WHITE

80x160 . 32"x63"	RETTIFICATO	64,81	R9	9 mm
120x120 . 48"x48"	RETTIFICATO	67,90	R9	9 mm
120x240 . 48"x96"	RETTIFICATO	80,25	R9	7 mm



FLATIRON SILVER

80x160 . 32"x63"	RETTIFICATO	64,81	R9	9 mm
120x120 . 48"x48"	RETTIFICATO	67,90	R9	9 mm
120x240 . 48"x96"	RETTIFICATO	80,25	R9	7 mm



EK


- Loft 20
- Concept 26
- Baticiment 32
- Icons 34
- Flatiron 36
- H24 42
- Select 48
- Cerabeton 56
- Les Murs 62
- Agorà 68
- Reflex 74
- Legacy 80
- Elegantia 84
- Formwork 90
- Cementine 96



C E M E N T I

La potenza dello stile urbano.

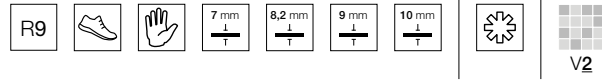
The power of urban style.
La puissance du style urbain.
Die macht des städtischen Stils.



LOFT


Gres Porcellanato Colorato In Massa . Porcelain Stoneware Coloured In Body
Grès Cérame Coloré Dans La Masse . Durchgefärbtes Feinsteinzeug

TECH INFO




SIZES

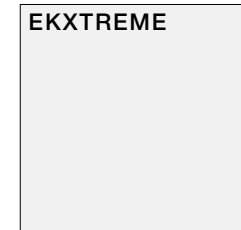
120x240
48"x96"




80x160
32"x63"



120x120
48"x48"



90x90
36"x36"



61,5x121
24"x48"



61,5x61,5
24"x24"



61x61
24"x24"



30,4x61
12"x24"



30,8x61,5
12"x24"



30,8x30,8
12"x12"



SURFACES

EKXTREME - Rettificato . Rectified . Rectifié . Rektifiziert

80x160 (Ash, Taupe)

120x120 (Ash, Taupe)

120x240 (Ash, Taupe)

Naturale . Natural . Naturel . Natur

30,8x30,8 (White, Cream, Grey, Taupe, Ash)

30,8x61,5 (White, Cream, Grey, Taupe, Ash)

61,5x61,5 (White, Cream, Grey, Taupe, Ash)

Rettificato . Rectified . Rectifié . Rektifiziert

30,4x61 (White, Cream, Grey, Taupe, Ash)

30,4x61 (Decoro Waves White, Cream, Taupe, Ash, Grey)

30,4x61 (Decoro Guru)

61x61 (White, Cream, Grey, Taupe, Ash)

61,5x121 (White, Cream, Grey, Taupe, Ash)

90x90 (White, Cream, Grey, Taupe, Ash)

20

WHITE

CREAM

TAUPE

ASH

GREY







RIVESTIMENTO WALL TILE
 LOFT TAUPE 30,4x61 • 12"x24" RETT.
 DECORO WAVES TAUPE 30,4x61 • 12"x24" RETT.



PAVIMENTO.FLOOR
 LOFT ASH 61x61 • 24"x24" RETT.
 RIVESTIMENTO.WALL TILE
 LOFT GREY 30,4x61 • 12"x24" RETT.



RIVESTIMENTO.WALL TILE
 LOFT CREAM 30,4x61 • 12"x24" RETT.
 DECORO WAVES CREAM 30,4x61 • 12"x24" RETT.
 DECORO GURU 30,4x61 • 12"x24" RETT.



LOFT CREAM 61x61 • 24"x24" RETT.

LOFT




WHITE

30,8x30,8 . 12"x12"	NATURALE	18,52	R9	8,2 mm
30,8x61,5 . 12"x24"	NATURALE	24,07	R9	9 mm
61,5x61,5 . 24"x24"	NATURALE	27,78	R9	10 mm
30,4x61 . 12"x24"	RETTIFICATO	28,70	R9	9 mm
61x61 . 24"x24"	RETTIFICATO	32,41	R9	10 mm
90x90 . 36"x36"	RETTIFICATO	47,84	R9	10 mm
61,5x121 . 24"x48"	RETTIFICATO	41,67	R9	10 mm



CREAM

30,8x30,8 . 12"x12"	NATURALE	18,52	R9	8,2 mm
30,8x61,5 . 12"x24"	NATURALE	24,07	R9	9 mm
61,5x61,5 . 24"x24"	NATURALE	27,78	R9	10 mm
30,4x61 . 12"x24"	RETTIFICATO	28,70	R9	9 mm
61x61 . 24"x24"	RETTIFICATO	32,41	R9	10 mm
90x90 . 36"x36"	RETTIFICATO	47,84	R9	10 mm
61,5x121 . 24"x48"	RETTIFICATO	41,67	R9	10 mm



TAUPE

30,8x30,8 . 12"x12"	NATURALE	18,52	R9	8,2 mm
30,8x61,5 . 12"x24"	NATURALE	24,07	R9	9 mm
61,5x61,5 . 24"x24"	NATURALE	27,78	R9	10 mm
30,4x61 . 12"x24"	RETTIFICATO	28,70	R9	9 mm
61x61 . 24"x24"	RETTIFICATO	32,41	R9	10 mm
90x90 . 36"x36"	RETTIFICATO	47,84	R9	10 mm
61,5x121 . 24"x48"	RETTIFICATO	41,67	R9	10 mm



ASH

30,8x30,8 . 12"x12"	NATURALE	18,52	R9	8,2 mm
30,8x61,5 . 12"x24"	NATURALE	24,07	R9	9 mm
61,5x61,5 . 24"x24"	NATURALE	27,78	R9	10 mm
30,4x61 . 12"x24"	RETTIFICATO	28,70	R9	9 mm
61x61 . 24"x24"	RETTIFICATO	32,41	R9	10 mm
90x90 . 36"x36"	RETTIFICATO	47,84	R9	10 mm
61,5x121 . 24"x48"	RETTIFICATO	41,67	R9	10 mm

EKXTREME - Taupe

80x160 . 32"x63"	RETTIFICATO	64,81	R9	9 mm
120x120 . 48"x48"	RETTIFICATO	67,90	R9	9 mm
120x240 . 48"x96"	RETTIFICATO	80,25	R9	7 mm


EKXTREME - Ash

80x160 . 32"x63"	RETTIFICATO	64,81	R9	9 mm
120x120 . 48"x48"	RETTIFICATO	67,90	R9	9 mm
120x240 . 48"x96"	RETTIFICATO	80,25	R9	7 mm

GRES PORCELLANATO COLORATO IN MASSA . PORCELAIN STONEWARE COLOURED IN BODY

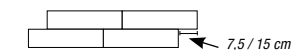
GRÈS CÉRAMÉ COLORÉ DANS LA MASSE . DURCHGEFÄRBTES FEINSTEINZEUG

Naturale . Natural . Naturel . Natur • Rettificato . Rectified . Rectifié . Rektifiziert



GREY

30,8x30,8 . 12"x12"	NATURALE	18,52	R9	8,2 mm
30,8x61,5 . 12"x24"	NATURALE	24,07	R9	9 mm
61,5x61,5 . 24"x24"	NATURALE	27,78	R9	10 mm
30,4x61 . 12"x24"	RETTIFICATO	28,70	R9	9 mm
61x61 . 24"x24"	RETTIFICATO	32,41	R9	10 mm
90x90 . 36"x36"	RETTIFICATO	47,84	R9	10 mm
61,5x121 . 24"x48"	RETTIFICATO	41,67	R9	10 mm



Nei formati rettangolari si consiglia la posa sfalsata irregolare del prodotto onde evitare problemi di planarità.

For the rectangular sizes is it advisable to stagger the product irregularly when laying it to avoid problems in flatness.

Pour les formats rectangulaire nous vous conseillons d'adopter la pose irrégulière à joints décalés pour le produit à fin d'éviter tout problème de planéité.

Für die Rechteckig Formate empfehlen wir die unregelmäßige versetzte Verlegung dieser Fliese, um Probleme mit der Ebenfächigkeit zu vermeiden.

Decor - Decors - Decors - Dekore




MOSAICO 36 PZ. (5x5)
30,2x30,2 . 12"x12"

WHITE	12,04
-------	-------



MOSAICO 36 PZ. (5x5)
30,2x30,2 . 12"x12"

CREAM	12,04
-------	-------




MOSAICO 36 PZ. (5x5)
30,2x30,2 . 12"x12"

TAUPE	12,04
-------	-------



MOSAICO 36 PZ. (5x5)
30,2x30,2 . 12"x12"

ASH	12,04
-----	-------



MOSAICO 36 PZ. (5x5)
30,2x30,2 . 12"x12"

GREY	12,04
------	-------



DECORO WAVES
30,4x61 . 12"x24"

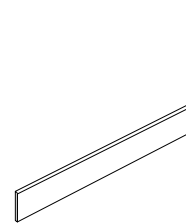
WHITE	RETTIFICATO	32,41	R9
CREAM	RETTIFICATO	32,41	R9
TAUPE	RETTIFICATO	32,41	R9
ASH	RETTIFICATO	32,41	R9
GREY	RETTIFICATO	32,41	R9



DECORO GURU
30,4x61 . 12"x24"

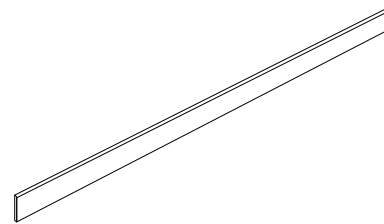
DECORO GURU	RETTIFICATO	35,49	R9
-------------	-------------	-------	----

Pezzi speciali - Trims - Pièces spéciales - Formstücke



BATTISCOPIA
7,5x61,5 . 3"x24"

WHITE	6,48
CREAM	6,48
GREY	6,48
TAUPE	6,48
ASH	6,48



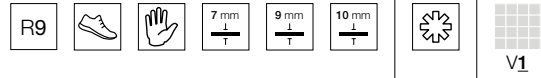
BATTISCOPIA
6,5x121 . 2"x9/16"x48"

WHITE	18,52
CREAM	18,52
GREY	18,52
TAUPE	18,52
ASH	18,52


CONCEPT

Gres Porcellanato Colorato In Massa . Porcelain Stoneware Coloured In Body
Grès Cérame Coloré Dans La Masse . Durchgefärbtes Feinsteinzeug

TECH INFO



SIZES



SURFACES

EKXTREME - Rettificato . Rectified . Rectifié . Rektifiziert

80x160 (Pearl, Greige)
120x120 (Pearl, Greige)
120x240 (Pearl, Greige)

Rettificato . Rectified . Rectifié . Rektifiziert

30x90 (Pearl, Greige)
30x90 (Decoro Stripes Pearl, Decoro Stripes Greige)
30x90 (Decoro Squares)
30,4x61 (Pearl, Greige)
61x61 (Pearl, Greige)
61,5x121 (Pearl, Greige)
90x90 (Pearl, Greige)

PEARL

GREIGE



PAVIMENTO.FLOOR
CONCEPT PEARL 90x90 • 36"x36" RETT.

RIVESTIMENTO.WALL TILE
LASTRA EKXTREME PEARL 120x240 • 48"x96" RETT.
DECORO SQUARES 30x90 • 12"x36" RETT.



CONCEPT PEARL 90x90 • 36"x36" RETT.
DECORO SQUARES 30x90 • 12"x36" RETT.



CONCEPT GREIGE 30x90 • 12"x36"
DECORO STRIPES GREIGE 30x90 • 12"x36"
DECORO SQUARES 30x90 • 12"x36" RETT.



PAVIMENTO.FLOOR
CONCEPT GREIGE 61x61 • 24"x24" RETT.

RIVESTIMENTO.WALL TILE
DECORO SQUARES 30x90 • 12"x36" RETT.
DECORO STRIPES GREIGE 30x90 • 12"x36"



PAVIMENTO.FLOOR
CONCEPT PEARL 90x90 • 36"x36" RETT.

RIVESTIMENTO.WALL TILE
CONCEPT PEARL 30x90 • 12"x36"
DECORO STRIPES PEARL 30x90 • 12"x36"

CONCEPT



PEARL

61,5x121 . 24"x48"	RETTIFICATO	41,67	R9	10 mm
90x90 . 36"x36"	RETTIFICATO	47,84	R9	10 mm
61x61 . 24"x24"	RETTIFICATO	32,41	R9	10 mm
30x90 . 12"x36"	RETTIFICATO	40,12	R9	10 mm
30,4x61 . 12"x24"	RETTIFICATO	28,70	R9	9 mm



GREIGE

61,5x121 . 24"x48"	RETTIFICATO	41,67	R9	10 mm
90x90 . 36"x36"	RETTIFICATO	47,84	R9	10 mm
61x61 . 24"x24"	RETTIFICATO	32,41	R9	10 mm
30x90 . 12"x36"	RETTIFICATO	40,12	R9	10 mm
30,4x61 . 12"x24"	RETTIFICATO	28,70	R9	9 mm



EKXTREME - Pearl

80x160 . 32"x63"	RETTIFICATO	64,81	R9	9 mm
120x120 . 48"x48"	RETTIFICATO	67,90	R9	9 mm
120x240 . 48"x96"	RETTIFICATO	80,25	R9	7 mm

EKXTREME - Greige

80x160 . 32"x63"	RETTIFICATO	64,81	R9	9 mm
120x120 . 48"x48"	RETTIFICATO	67,90	R9	9 mm
120x240 . 48"x96"	RETTIFICATO	80,25	R9	7 mm

GRES PORCELLANATO COLORATO IN MASSA . PORCELAIN STONEWARE COLOURED IN BODY

GRÈS CÉRAMÉ COLORÉ DANS LA MASSE . DURCHGEFÄRBTES FEINSTEINZEUG


Rettificato . Rectified . Rectifié . Rektifiziert

Decori - Decors - Decors - Dekore



MOSAICO 36 PZ. (5x5)
30,2x30,2 . 12"x12"

PEARL	12,04
-------	-------



MOSAICO 36 PZ. (5x5)
30,2x30,2 . 12"x12"

GREIGE	12,04
--------	-------



DECORO SQUARES
30x90 . 12"x36"

DECORO SQUARES RETT.	55,56	R9
----------------------	-------	----



DECORO SQUARES
30x90 . 12"x36"

DECORO SQUARES RETT.	55,56	R9
----------------------	-------	----



DECORO STRIPES PEARL
30x90 . 12"x36"

PEARL	49,38	R9
-------	-------	----



DECORO STRIPES GREIGE
30x90 . 12"x36"

GREIGE	49,38	R9
--------	-------	----

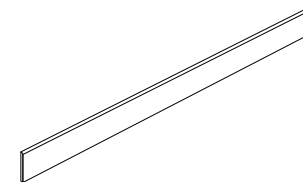


PEARL
30x90 . 12"x36"



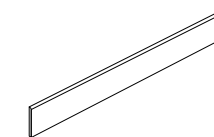
GREIGE
30x90 . 12"x36"

Pezzi speciali - Trims - Pièces spéciales - Formstücke



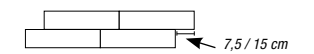
BATTISCOPA
7,5x90 . 3"x36"

PEARL	11,11
GREIGE	11,11



BATTISCOPA
7,5x61 . 3"x24" Rett.

PEARL	7,41
GREIGE	7,41



Nei formati rettangolari si consiglia la posa sfalsata irregolare del prodotto onde evitare problemi di planarità.
For the rectangular sizes is it advisable to stagger the product irregularly when laying it to avoid problems in flatness.
Pour les formates rectangulaire nous vous conseillons d'adopter la pose irrégulière à joints décalés pour le produit a fin d'éviter tout problème de planéité.
Für die Rechteckig Formate empfehlen wir die unregelmäßige versetzte Verlegung dieser Fliese, um Probleme mit der Ebenfähigkeit zu vermeiden.

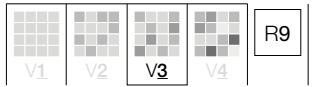
BATICIMENT

Gres Porcellanato . Porcelain Stoneware
Grès Cérame . Feinsteinzeug

BATICIMENT



GRES PORCELLANATO . PORCELAIN STONEWARE . GRÈS CÉRAME . FEINSTEINZEUG
Naturale . Natural . Naturel . Natur



BATICIMENT

20x20 . 8"x8"

BATICIMENT	29,32	R9	7,2 mm
------------	-------	----	--------



BATICONS

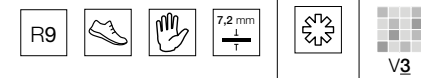
20x20 . 8"x8"

BATICONS	21,60	R9	7,2 mm
----------	-------	----	--------

BATICONS



TECH INFO



SIZES

20x20
8"x8"



SURFACES

Naturale . Natural . Naturel . Natur
20x20 (Baticiment, Baticons)



BATICONS 20x20 • 8"x8" RETT.
BATICIMENT 20x20 • 8"x8" RETT.

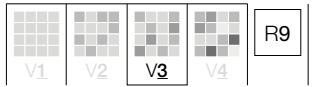
ICONS

Gres Porcellanato . Porcelain Stoneware
Grès Cérame . Feinsteinzeug

ICONS



GRES PORCELLANATO . PORCELAIN STONEWARE . GRÈS CÉRAME . FEINSTEINZEUG
Naturale . Natural . Naturel . Natur



ICONS
20x20 . 8"x8"

ICONS	29,32	R9	7,2 mm
-------	-------	----	--------



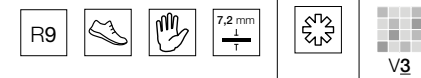
BATICONS
20x20 . 8"x8"

BATICONS	21,60	R9	7,2 mm
----------	-------	----	--------

BATICONS



TECH INFO



SIZES

20x20
8"x8"



SURFACES

Naturale . Natural . Naturel . Natur
20X20 (Icons, Baticons)

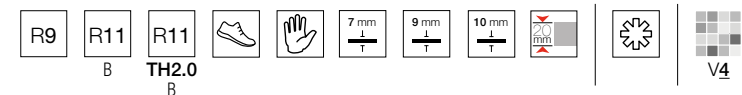


ICONS 20x20 • 8"x8" RETT.
BATICONS 20x20 • 8"x8" RETT.

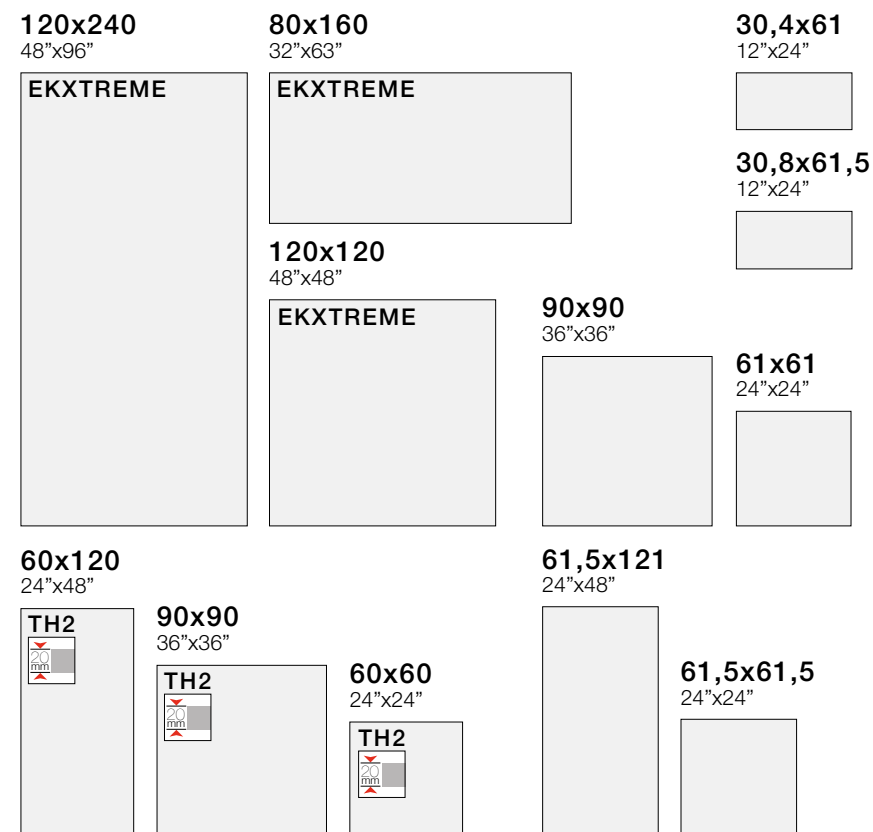
FLATIRON

Gres Porcellanato Colorato In Massa . Porcelain Stoneware Coloured In Body
Grès Cérame Coloré Dans La Masse . Durchgefärbtes Feinsteinzeug

TECH INFO



SIZES



SURFACES

EKXTREME - Rettificato . Rectified . Rectifié . Rektifiziert

80x160 (Silver, White)
120x120 (Silver, White)
120x240 (Silver, White)

TH2.0 - Rettificato . Rectified . Rectifié . Rektifiziert

60x60 (TH2 Black, TH2 Rust, TH2 White)
60x120 (TH2 Black, TH2 Rust, TH2 White)
90x90 (TH2 Black, TH2 Rust, TH2 White)

Naturale . Natural . Naturel . Natur

30,8x61,5 (Black, Rust, Silver, White, Blue)
61,5x61,5 (Black, Rust, Silver, White, Blue)

Sabbiato . Sandy . Antidérapant . Rau

61,5x61,5 (Silver, White)

Rettificato . Rectified . Rectifié . Rektifiziert



30,4x61 (Black, Rust, Silver, White, Blue)

61x61 (Black, Rust, Silver, White, Blue)

61,5x121 (Black, Rust, Silver, White, Blue, Decoro Black,

Decoro Rust, Decoro Silver, Decoro White, Decoro Blue)

90x90 (Black, Rust, Silver, White, Blue)





FLATIRON WHITE
61,5x121 • 24"x48" RETT.
FLATIRON DECORO WHITE
61,5x121 • 24"x48" RETT.



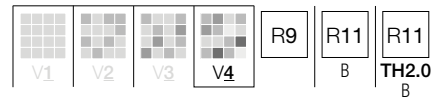
FLATIRON RUST 61,5x121 • 24"x48" RETT.



PAVIMENTO.FLOOR
FLATIRON BLUE
61,5x121 • 24"x48" RETT.

RIVESTIMENTO.WALL TILE
FLATIRON DECORO BLUE
61,5x121 • 24"x48" RETT.

FLATIRON



GRES PORCELLANATO COLORATO IN MASSA . PORCELAIN STONEWARE COLOURED IN BODY

GRÈS CÉRAMÉ COLORÉ DANS LA MASSE . DURCHGEFÄRBTES FEINSTEINZEUG

Naturale . Natural . Naturel . Natur • **Sabbiato** . Sandy . Antidérapant . Rau • **Rettificato** . Rectified . Rectifié . Rektifiziert
Rettificato TH2.0 . Rectified TH2.0 . TH2.0 Rectifié . Rektifiziert TH2.0



WHITE

30,8x61,5 . 12"x24"	NATURALE	24,07	R9	9 mm
30,4x61 . 12"x24"	RETTIFICATO	28,70	R9	9 mm
61,5x61,5 . 24"x24"	NATURALE	27,78	R9	10 mm
61,5x61,5 . 24"x24"	SABBIATO	29,32	R11 B	10 mm
61x61 . 24"x24"	RETTIFICATO	32,41	R9	10 mm
61,5x121 . 24"x48"	RETTIFICATO	41,67	R9	10 mm
61,5x121 . 24"x48"	DEC. RETTIFICATO	66,36	R9	10 mm
90x90 . 36"x36"	RETTIFICATO	47,84	R9	10 mm

EKXTREME - White

80x160 . 32"x63"	RETTIFICATO	64,81	R9	9 mm
120x120 . 48"x48"	RETTIFICATO	67,90	R9	9 mm
120x240 . 48"x96"	RETTIFICATO	80,25	R9	7 mm

TH2.0 - White • 20MM

60x60 . 24"x24"	RETTIFICATO	57,10	R11 B	
60x120 . 24"x48"	RETTIFICATO	74,07	R11 B	
90x90 . 36"x36"	RETTIFICATO	86,42	R11 B	




BLUE

30,8x61,5 . 12"x24"	NATURALE	24,07	R9	9 mm
30,4x61 . 12"x24"	RETTIFICATO	28,70	R9	9 mm
61,5x61,5 . 24"x24"	NATURALE	27,78	R9	10 mm
61x61 . 24"x24"	RETTIFICATO	32,41	R9	10 mm
61,5x121 . 24"x48"	RETTIFICATO	41,67	R9	10 mm
61,5x121 . 24"x48"	DEC. RETTIFICATO	66,36	R9	10 mm
90x90 . 36"x36"	RETTIFICATO	47,84	R9	10 mm



Nei formati rettangolari si consiglia la posa sfalsata irregolare del prodotto onde evitare problemi di planarità.
For the rectangular sizes is it advisable to stagger the product irregularly when laying it to avoid problems in flatness.
Pour les formats rectangulaire nous vous conseillons d'adopter la pose irrégulière à joints décalés pour le produit à fin d'éviter tout problème de planéité.
Für die Rechteckig Formate empfehlen wir die unregelmäßige versetzte Verlegung dieser Fliese, um Probleme mit der Ebenfähigkeit zu vermeiden.



SILVER


30,8x61,5 . 12"x24"	NATURALE	24,07	R9	9 mm
30,4x61 . 12"x24"	RETTIFICATO	28,70	R9	9 mm
61,5x61,5 . 24"x24"	NATURALE	27,78	R9	10 mm
61,5x61,5 . 24"x24"	SABBIATO	29,32	R11 B	10 mm
61x61 . 24"x24"	RETTIFICATO	32,41	R9	10 mm
61,5x121 . 24"x48"	RETTIFICATO	41,67	R9	10 mm
61,5x121 . 24"x48"	DEC. RETTIFICATO	66,36	R9	10 mm
90x90 . 36"x36"	RETTIFICATO	47,84	R9	10 mm

EKXTREME - Silver

80x160 . 32"x63"	RETTIFICATO	64,81	R9	9 mm
120x120 . 48"x48"	RETTIFICATO	67,90	R9	9 mm
120x240 . 48"x96"	RETTIFICATO	80,25	R9	7 mm

TH2.0 - Black • 20MM

60x60 . 24"x24"	RETTIFICATO	57,10	R11 B	
60x120 . 24"x48"	RETTIFICATO	74,07	R11 B	
90x90 . 36"x36"	RETTIFICATO	86,42	R11 B	




BLACK

30,8x61,5 . 12"x24"	NATURALE	24,07	R9	9 mm
30,4x61 . 12"x24"	RETTIFICATO	28,70	R9	9 mm
61,5x61,5 . 24"x24"	NATURALE	27,78	R9	10 mm
61x61 . 24"x24"	RETTIFICATO	32,41	R9	10 mm
61,5x121 . 24"x48"	RETTIFICATO	41,67	R9	10 mm
61,5x121 . 24"x48"	DEC. RETTIFICATO	66,36	R9	10 mm
90x90 . 36"x36"	RETTIFICATO	47,84	R9	10 mm

TH2.0 - Rust • 20MM

60x60 . 24"x24"	RETTIFICATO	57,10	R11 B	
60x120 . 24"x48"	RETTIFICATO	74,07	R11 B	
90x90 . 36"x36"	RETTIFICATO	86,42	R11 B	



RUST

30,8x61,5 . 12"x24"	NATURALE	24,07	R9	9 mm
30,4x61 . 12"x24"	RETTIFICATO	28,70	R9	9 mm
61,5x61,5 . 24"x24"	NATURALE	27,78	R9	10 mm
61x61 . 24"x24"	RETTIFICATO	32,41	R9	10 mm
61,5x121 . 24"x48"	RETTIFICATO	41,67	R9	10 mm
61,5x121 . 24"x48"	DEC. RETTIFICATO	66,36	R9	10 mm
90x90 . 36"x36"	RETTIFICATO	47,84	R9	10 mm



FLATIRON DECORO WHITE 61,5x121 • 24"x48" (RETT.)

Decori - Decors - Decors - Dekore



MOSAICO 36 PZ. (5x5) 30,2x30,2 . 12"x12"

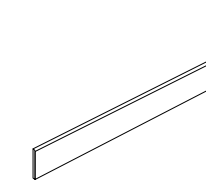
WHITE	12,04
SILVER	12,04
BLACK	12,04
RUST	12,04
BLUE	12,04



MOSAICO ASIMMETRICO 18 PZ. 30,2x30,2 . 12"x12"

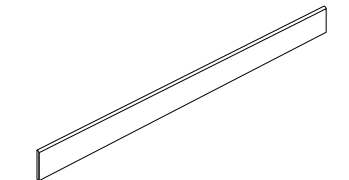
WHITE	13,27
SILVER	13,27
BLACK	13,27
RUST	13,27
BLUE	13,27

Pezzi speciali - Trims - Pièces spéciales - Formstücke



BATTISCOPA 7,5x61,5 . 3"x24"

WHITE	6,48
SILVER	6,48
BLACK	6,48
RUST	6,48
BLUE	6,48



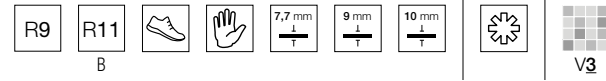
BATTISCOPA 7,5x90 . 3"x36"

WHITE	11,11
SILVER	11,11
BLACK	11,11
RUST	11,11
BLUE	11,11

H24

Gres Porcellanato Colorato In Massa . Porcelain Stoneware Coloured In Body
Grès Cérame Coloré Dans La Masse . Durchgefärbtes Feinsteinzeug

TECH INFO



SIZES

90x90
36"x36"



61,5x61,5
24"x24"



61x61
24"x24"



45,5x45,5
18"x18"



35,8x35,8
14"x14"



30,8x61,5
12"x24"



30,4x61
12"x24"



SURFACES

Naturale . Natural . Naturel . Natur

30,8x61,5 (White, Grey, Black, Moka)

35,8x35,8 (White, Grey, Black, Moka)

45,5x45,5 (White, Grey, Black, Moka)

61,5x61,5 (White, Grey, Black, Moka)

Sabbiato . Sandy . Antidérapant . Rau

45,5x45,5 (White, Grey)

61,5x61,5 (White, Grey)

Rettificato . Rectified . Rectifié . Rektifiziert

30,4x61 (White, Grey, Black, Moka)

61x61 (White, Grey, Black, Moka)

90x90 (White, Grey, Black, Moka)



WALL . RIVESTIMENTO PAG.290

Bicottura . Double firing . Bicuison . Zweimalbrand



20x50
8"x20"



Per maggiori informazioni sulle Certificazioni pag. 335
Pour plus d'informations sur les certifications, se référer à pag. 335

WHITE

GREY

BLACK

MOKA





PAVIMENTO.FLOOR
 H24 WHITE
 90x90 • 36"x36" RETT.

RIVESTIMENTO.WALL TILE
 H24 WHITE WALL TILES
 20x50 • 8"x20"
 H24 MOSAICO 81 PZ (3X3) WHITE
 30,2x30,2 • 12"x12"



H24 BLACK 90x90 • 36"x36" RETT.



H24 MOKA 90x90 • 36"x36" RETT.

H24



GRES PORCELLANATO COLORATO IN MASSA . PORCELAIN STONEWARE COLOURED IN BODY

GRÈS CÉRAMÉ COLORÉ DANS LA MASSE . DURCHGEFÄRBTES FEINSTEINZEUG

Naturale . Natural . Naturel . Natur • **Sabbiato** . Sandy . Antidérapant . Rau • **Rettificato** . Rectified . Rectifié . Rektifiziert



H24 WHITE

30,4x61 . 12"x24"	RETTIFICATO	28,70	R9	9 mm
30,8x61,5 . 12"x24"	NATURALE	24,07	R9	9 mm
35,8x35,8 . 14"x14"	NATURALE	16,98	R9	7,7 mm
45,5x45,5 . 18"x18"	NATURALE	21,60	R9	9 mm
45,5x45,5 . 18"x18"	SABBIATO	23,15	R11 B	9 mm
61,5x61,5 . 24"x24"	NATURALE	27,78	R9	10 mm
61,5x61,5 . 24"x24"	SABBIATO	29,32	R11 B	10 mm
61x61 . 24"x24"	RETTIFICATO	32,41	R9	10 mm
90x90 . 36"x36"	RETTIFICATO	47,84	R9	10 mm



H24 GREY

30,4x61 . 12"x24"	RETTIFICATO	28,70	R9	9 mm
30,8x61,5 . 12"x24"	NATURALE	24,07	R9	9 mm
35,8x35,8 . 14"x14"	NATURALE	16,98	R9	7,7 mm
45,5x45,5 . 18"x18"	NATURALE	21,60	R9	9 mm
45,5x45,5 . 18"x18"	SABBIATO	23,15	R11 B	9 mm
61,5x61,5 . 24"x24"	NATURALE	27,78	R9	10 mm
61,5x61,5 . 24"x24"	SABBIATO	29,32	R11 B	10 mm
61x61 . 24"x24"	RETTIFICATO	32,41	R9	10 mm
90x90 . 36"x36"	RETTIFICATO	47,84	R9	10 mm



H24 BLACK

30,4x61 . 12"x24"	RETTIFICATO	28,70	R9	9 mm
30,8x61,5 . 12"x24"	NATURALE	24,07	R9	9 mm
35,8x35,8 . 14"x14"	NATURALE	16,98	R9	7,7 mm
45,5x45,5 . 18"x18"	NATURALE	21,60	R9	9 mm
61,5x61,5 . 24"x24"	NATURALE	27,78	R9	10 mm
61x61 . 24"x24"	RETTIFICATO	32,41	R9	10 mm
90x90 . 36"x36"	RETTIFICATO	47,84	R9	10 mm



H24 MOKA


30,4x61 . 12"x24"	RETTIFICATO	28,70	R9	9 mm
30,8x61,5 . 12"x24"	NATURALE	24,07	R9	9 mm
35,8x35,8 . 14"x14"	NATURALE	16,98	R9	7,7 mm
45,5x45,5 . 18"x18"	NATURALE	21,60	R9	9 mm
61,5x61,5 . 24"x24"	NATURALE	27,78	R9	10 mm
61x61 . 24"x24"	RETTIFICATO	32,41	R9	10 mm
90x90 . 36"x36"	RETTIFICATO	47,84	R9	10 mm



H24 GREY 61,5x61,5 • 24"x24"


Decori - Decors - Decors - Dekore



MOSAICO 36 PZ. (5x5) 
30,2x30,2 . 12"x12"

GREY	12,04
WHITE	12,04
BLACK	12,04
MOKA	12,04



MOSAICO 81 PZ. (3x3) 
30,2x30,2 . 12"x12"

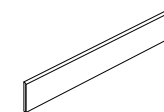
GREY	13,58
WHITE	13,58
BLACK	13,58
MOKA	13,58



MOSAICO ASIMMETRICO 18 PZ. 
30,2x30,2 . 12"x12"

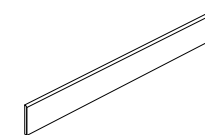
GREY	13,27
WHITE	13,27
BLACK	13,27
MOKA	13,27

Pezzi speciali - Trims - Pièces spéciales - Formstücke



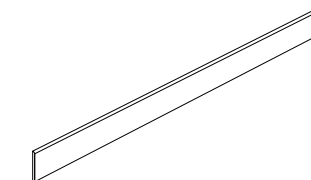
BATTISCOPA 
7,5x45,5 . 3"x18"

WHITE	4,48
GREY	4,48
BLACK	4,48
MOKA	4,48



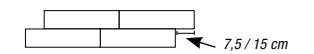
BATTISCOPA 
7,5x61,5 . 3"x24"

WHITE	6,48
GREY	6,48
BLACK	6,48
MOKA	6,48



BATTISCOPA 
7,5x90 . 3"x36"

WHITE Rett.	11,11
GREY Rett.	11,11
BLACK Rett.	11,11
MOKA Rett.	11,11



Nei formati rettangolari si consiglia la posa sfalsata irregolare del prodotto onde evitare problemi di planarità.

For the rectangular sizes is it advisable to stagger the product irregularly when laying it to avoid problems in flatness.

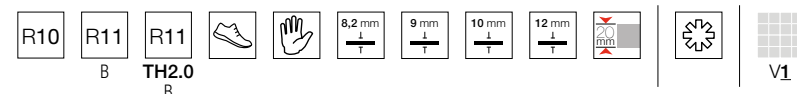
Pour les formates rectangulaire nous vous conseillons d'adopter la pose irrégulière à joints décalés pour le produit a fin d'éviter tout problème de planéité.

Für die Rechteckig Formate empfehlen wir die unregelmäßige versetzte Verlegung dieser Fliese, um Probleme mit der Ebenfähigkeit zu vermeiden.

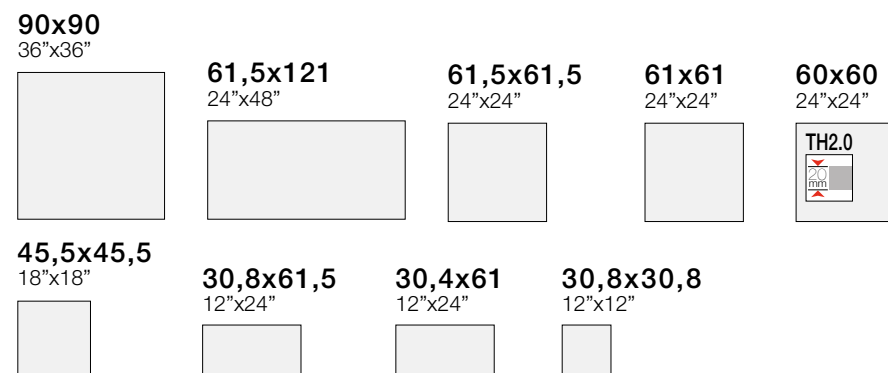
SELECT

Gres Porcellanato Colorato In Massa . Porcelain Stoneware Coloured In Body
Grès Cérame Coloré Dans La Masse . Durchgefärbtes Feinsteinzeug

TECH INFO



SIZES



SURFACES

TH2.0 - Rettificato . Rectified . Rectifié . Rektifiziert

60x60 (TH2.0 Cenere, TH2.0 Piombo)

Naturale . Natural . Naturel . Natur

30,8x30,8 (Bianco, Nebbia, Crema, Cenere, Fumo, Piombo)

30,8x61,5 (Bianco, Nebbia, Crema, Cenere, Fumo, Piombo)

45,5x45,5 (Bianco, Nebbia, Crema, Cenere, Fumo, Piombo)

61,5x61,5 (Bianco, Nebbia, Crema, Cenere, Fumo, Piombo)

61,5x61,5 (Nebbia 12 mm, Crema 12 mm, Fumo 12 mm)

Strutturato . Textured . Structuré . Strukturiert

30,8x30,8 (Crema, Fumo)

30,8x61,5 (Nebbia, Crema, Fumo)

45,5x45,5 (Nebbia, Crema)

61,5x61,5 (Cenere, Piombo)

Rettificato . Rectified . Rectifié . Rektifiziert

30,4x61 (Bianco, Nebbia, Crema, Cenere, Fumo, Piombo)

61x61 (Nebbia, Crema, Fumo)

61,5x121 (Bianco, Nebbia, Crema, Cenere, Fumo, Piombo)

90x90 (Bianco, Nebbia, Crema, Cenere, Fumo, Piombo)

Lappato in cresta . Honed . Semi-poli . Geläpft

61x61 (Nebbia, Crema, Fumo)

61,5x121 (Nebbia, Crema, Fumo)

90x90 (Nebbia, Crema, Fumo)

WALL . RIVESTIMENTO PAG.296

Bicottura . Double firing . Bicuison . Zweimalbrand



Per maggiori informazioni sulle Certificazioni pag. 335
Pour plus d'informations sur les certifications, se référer à pag. 335

BIANCO

NEBBIA

CREMA

CENERE

FUMO

PIOMBO





SELECT NEBBIA 90x90 • 36"x36" RETT.




TH2.0 SELECT PIOMBO
 TH2.0 60X60 • 24"x24"
 GRIGLIA 20x60 • 8"x24"
 ROUND LINEARE 30x60 • 12"x24"



PAVIMENTO.FLOOR
 SELECT FUMO
 30,8x61,5 • 12"x24" NAT.

RIVESTIMENTO WALL TILE
 SELECT MOSAICO ASIMMETRICO NEBBIA
 30,2x30,2 • 12"x12"
 SELECT MOSAICO 81 PZ (3x3) NEBBIA
 30,2x30,2 • 12"x12"



TH2.0 SELECT CENERE 60x60 • 12"x48" RETT.


SELECT



GRES PORCELLANATO COLORATO IN MASSA . PORCELAIN STONEWARE COLOURED IN BODY

GRÈS CÉRAME COLORÉ DANS LA MASSE . DURCHGEFÄRBTES FEINSTEINZEUG

Naturale . Natural . Naturel . Natur • **Rettificato** . Rectified . Rectifié . Rektifiziert • **Lappato in cresta** . Honed . Semi-poli . Geläppt
Outdoor Strutturato . Textured Outdoor . Structuré Extérieure . Strukturierte Außen
Rettificato TH2.0 . Rectified TH2.0 . TH2.0 Rectifié . Rektifiziert TH2.0



BIANCO

30,8x30,8 . 12"x12"	NATURALE	18,52	R10	8,2 mm
30,8x61,5 . 12"x24"	NATURALE	24,07	R10	9 mm
30,4x61 . 12"x24"	RETTIFICATO	28,70	R10	9 mm
45,5x45,5 . 18"x18"	NATURALE	21,60	R10	9 mm
61,5x61,5 . 24"x24"	NATURALE	27,78	R10	10 mm
61,5x121 . 24"x48"	RETTIFICATO	41,67	R10	10 mm
90x90 . 36"x36"	RETTIFICATO	47,84	R10	10 mm



CENERE

30,8x30,8 . 12"x12"	NATURALE	18,52	R10	8,2 mm
30,8x61,5 . 12"x24"	NATURALE	24,07	R10	9 mm
30,4x61 . 12"x24"	RETTIFICATO	28,70	R10	9 mm
45,5x45,5 . 18"x18"	NATURALE	21,60	R10	9 mm
61,5x61,5 . 24"x24"	NATURALE	27,78	R10	10 mm
61,5x61,5 . 24"x24"	OUTDOOR STRUTT.	29,32	R11 B	10 mm
61,5x121 . 24"x48"	RETTIFICATO	41,67	R10	10 mm
90x90 . 36"x36"	RETTIFICATO	47,84	R10	10 mm

TH2.0 - **Cenero** • 20MM

60x60 . 24"x24"	RETTIFICATO	57,10	R11 B	
-----------------	-------------	-------	-------	--




NEBBIA

30,8x30,8 . 12"x12"	NATURALE	18,52	R10	8,2 mm
30,8x61,5 . 12"x24"	NATURALE	24,07	R10	9 mm
30,8x61,5 . 12"x24"	OUTDOOR STRUTT.	25,62	R11 B	9 mm
30,4x61 . 12"x24"	RETTIFICATO	28,70	R10	9 mm
45,5x45,5 . 18"x18"	NATURALE	21,60	R10	9 mm
45,5x45,5 . 18"x18"	OUTDOOR STRUTT.	23,15	R11 B	9 mm
61,5x61,5 . 24"x24"	NATURALE	27,78	R10	10 mm
61,5x61,5 . 24"x24"	NATURALE	37,04	R10	12 mm
61x61 . 24"x24"	RETTIFICATO	32,41	R10	10 mm
61x61 . 24"x24"	LAPPATO	44,75		10 mm
61,5x121 . 24"x48"	RETTIFICATO	41,67	R10	10 mm
61,5x121 . 24"x48"	LAPPATO	58,64		10 mm
90x90 . 36"x36"	RETTIFICATO	47,84	R10	10 mm
90x90 . 36"x36"	LAPPATO	69,44		10 mm



FUMO

30,8x30,8 . 12"x12"	NATURALE	18,52	R10	8,2 mm
30,8x30,8 . 12"x12"	OUTDOOR STRUTT.	20,06	R11 B	9 mm
30,8x61,5 . 12"x24"	NATURALE	24,07	R10	9 mm
30,8x61,5 . 12"x24"	OUTDOOR	25,62	R11 B	9 mm
30,4x61 . 12"x24"	RETTIFICATO	28,70	R10	9 mm
45,5x45,5 . 18"x18"	NATURALE	21,60	R10	9 mm
61,5x61,5 . 24"x24"	NATURALE	27,78	R10	10 mm
61,5x61,5 . 24"x24"	NATURALE	37,04	R10	12 mm
61x61 . 24"x24"	RETTIFICATO	32,41	R10	10 mm
61x61 . 24"x24"	LAPPATO	44,75		10 mm
61,5x121 . 24"x48"	RETTIFICATO	41,67	R10	10 mm
61,5x121 . 24"x48"	LAPPATO	58,64		10 mm
90x90 . 36"x36"	RETTIFICATO	47,84	R10	10 mm
90x90 . 36"x36"	LAPPATO	69,44		10 mm



CREMA

30,8x30,8 . 12"x12"	NATURALE	18,52	R10	8,2 mm
30,8x30,8 . 12"x12"	OUTDOOR STRUTT.	20,06	R11 B	8,2 mm
30,8x61,5 . 12"x24"	NATURALE	24,07	R10	9 mm
30,8x61,5 . 12"x24"	OUTDOOR STRUTT.	25,62	R11 B	9 mm
30,4x61 . 12"x24"	RETTIFICATO	28,70	R10	9 mm
45,5x45,5 . 18"x18"	NATURALE	21,60	R10	9 mm
45,5x45,5 . 18"x18"	OUTDOOR STRUTT.	23,15	R11 B	9 mm
61,5x61,5 . 24"x24"	NATURALE	27,78	R10	10 mm
61,5x61,5 . 24"x24"	NATURALE	37,04	R10	12 mm
61x61 . 24"x24"	RETTIFICATO	32,41	R10	10 mm
61x61 . 24"x24"	LAPPATO	44,75		10 mm
61,5x121 . 24"x48"	RETTIFICATO	41,67	R10	10 mm
61,5x121 . 24"x48"	LAPPATO	58,64		10 mm
90x90 . 36"x36"	RETTIFICATO	47,84	R10	10 mm
90x90 . 36"x36"	LAPPATO	69,44		10 mm



PIOMBO

30,8x30,8 . 12"x12"	NATURALE	18,52	R10	8,2 mm
30,8x61,5 . 12"x24"	NATURALE	24,07	R10	9 mm
30,4x61 . 12"x24"	RETTIFICATO	28,70	R10	9 mm
45,5x45,5 . 18"x18"	NATURALE	21,60	R10	9 mm
61,5x61,5 . 24"x24"	NATURALE	27,78	R10	10 mm
61,5x61,5 . 24"x24"	OUTDOOR STRUTT.	29,32	R11 B	10 mm
61,5x121 . 24"x48"	RETTIFICATO	41,67	R10	10 mm
90x90 . 36"x36"	RETTIFICATO	47,84	R10	10 mm

TH2.0 - **Piombo** • 20MM

60x60 . 24"x24"	RETTIFICATO	57,10	R11 B	
-----------------	-------------	-------	-------	--

SELECT

Decorati - Decors - Decors - Dekore



MOSAICO 81 PZ. (3x3)
30,2x30,2 . 12"x12"

BIANCO	13,58
NEBBIA	13,58
CREMA	13,58
CENERE	13,58
FUMO	13,58
PIOMBO	13,58



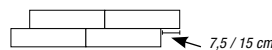
MOSAICO MIX 81 PZ. (3x3)
30,2x30,2 . 12"x12"

C.C.B. (Crema. Cenere. Bianco)	13,58
N.F.P. (Nebbia. Fumo. Piombo)	13,58



MOSAICO ASIMMETRICO 18 PZ.
30,2x30,2 . 12"x12"

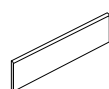
NEBBIA	13,27
CREMA	13,27



Nei formati rettangolari si consiglia la posa sfalsata irregolare del prodotto onde evitare problemi di planarità.
For the rectangular sizes it is advisable to stagger the product irregularly when laying it to avoid problems in flatness.
Pour les formats rectangulaire nous vous conseillons d'adopter la pose irrégulière à joints décalés pour le produit a fin d'éviter tout problème de planéité.
Für die Rechteckig Formate empfehlen wir die unregelmäßige versetzte Verlegung dieser Fliese, um Probleme mit der Ebenfächigkeit zu vermeiden.

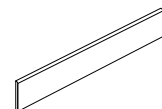
Per i materiali lappati vedi istruzioni pag. 348
For polished materials, see instruction page 348
Pour les articles en finition lappato, voyez instructions à la page 348
Für die polierte Materialien, siehe Hinweise auf Seite 348

Pezzi speciali - Trims - Pièces spéciales - Formstücke



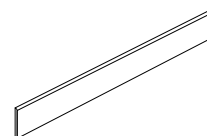
BATTISCOPIA
7,5x30,8 . 3"x12"

BIANCO	2,62
NEBBIA	2,62
CREMA	2,62
CENERE	2,62
FUMO	2,62
PIOMBO	2,62



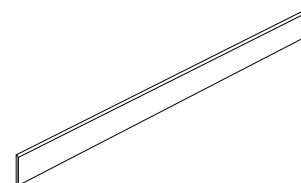
BATTISCOPIA
7,5x45,5 . 3"x18"

BIANCO	4,48
NEBBIA	4,48
CREMA	4,48
CENERE	4,48
FUMO	4,48
PIOMBO	4,48



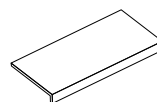
BATTISCOPIA
7,5x61,5 . 3"x24"
7,5x61 . 3"x24" Rett.

BIANCO Nat.	6,48
BIANCO Rett.	7,41
NEBBIA Nat.	6,48
NEBBIA Rett.	7,41
CREMA Nat.	6,48
CREMA Rett.	7,41
CENERE Nat.	6,48
CENERE Rett.	7,41
FUMO Nat.	6,48
FUMO Rett.	7,41
PIOMBO Nat.	6,48
PIOMBO Rett.	7,41



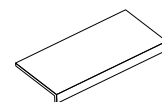
BATTISCOPIA
7,5x90 . 3"x36"

BIANCO Rett.	11,11
NEBBIA Rett.	11,11
CREMA Rett.	11,11
CENERE Rett.	11,11
FUMO Rett.	11,11
PIOMBO Rett.	11,11



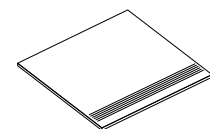
ELEMENTO L INCOLLATO
15x30,8x5 . 6"x12"x2"

BIANCO Nat.	8,95
NEBBIA Nat.	8,95
CREMA Nat.	8,95
CENERE Nat.	8,95
FUMO Nat.	8,95
PIOMBO Nat.	8,95




ELEMENTO L MONOLITICO OUT
15x30,8x5 . 6"x12"x2"

CREMA Out.	15,12
FUMO Out.	15,12



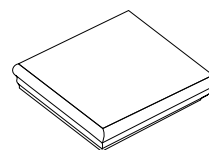
GRADINO
30,8x30,8 . 12"x12"

BIANCO Nat.	5,86
NEBBIA Nat.	5,86
CREMA Nat.	5,86
CENERE Nat.	5,86
FUMO Nat.	5,86
PIOMBO Nat.	5,86



GRADONE TORO LINEARE APPLICATO
30,8x30,8 . 12"x12"

BIANCO Nat.	26,23
NEBBIA Nat.	26,23
CREMA Nat.	26,23
CENERE Nat.	26,23
FUMO Nat.	26,23
PIOMBO Nat.	26,23



GRADONE TORO ANGOLARE APPLICATO
30,8x30,8 . 12"x12"

BIANCO Nat.	38,58
NEBBIA Nat.	38,58
CREMA Nat.	38,58
CENERE Nat.	38,58
FUMO Nat.	38,58
PIOMBO Nat.	38,58

GRES PORCELLANATO COLORATO IN MASSA . PORCELAIN STONEWARE COLOURED IN BODY

GRÈS CÉRAMÉ COLORÉ DANS LA MASSE . DURCHGEFÄRBTES FEINSTEINZEUG

Naturale . Natural . Naturel . Natur • **Rettificato** . Rectified . Rectifié . Rektifiziert • **Lappato in cresta** . Honed . Semi-poli . Geläppt

Outdoor Strutturato . Textured Outdoor . Structuré Extérieure . Strukturierte Außen

Rettificato TH2.0 . Rectified TH2.0 . TH2.0 Rectifié . Rektifiziert TH2.0

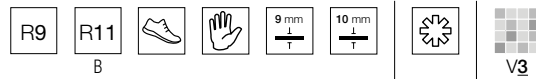


SELECT NEBBIA 61,5x61,5 • 24"x24"

CERABETON

Gres Porcellanato Colorato In Massa . Porcelain Stoneware Coloured In Body
Grès Cérame Coloré Dans La Masse . Durchgefärbtes Feinsteinzeug

TECH INFO



SIZES


90x90

36"x36"



61,5x121

24"x48"



61,5x61,5

24"x24"



61x61

24"x24"



45,5x45,5

18"x18"



30,8x61,5

12"x24"



30,4x61

12"x24"



SURFACES

Naturale . Natural . Naturel . Natur

30,8x61,5 (Taupe, Gris, Fumè, Cendre, Anthracite)

45,5x45,5 (Taupe, Gris, Fumè, Cendre, Anthracite)

61,5x61,5 (Taupe, Gris, Fumè, Cendre, Anthracite)

Sabbiato . Sandy . Antidérapant . Rau

61,5x61,5 (Taupe, Gris, Cendre)

Rettificato . Rectified . Rectifié . Rektifiziert

30,4x61 (Taupe, Gris, Cendre)

61x61 (Taupe, Gris, Fumè, Cendre, Anthracite)

61,5x121 (Taupe, Gris, Cendre)

90x90 (Gris, Fumè, Cendre)

Lappato in cresta . Honed . Semi-poli . Geläpft

61x61 (Taupe, Gris, Fumè, Cendre, Anthracite)

90x90 (Gris, Fumè, Cendre)



Per maggiori informazioni sulle Certificazioni pag. 335
Pour plus d'informations sur les certifications, se référer à pag. 335

TAUPE

GRIS

FUMÈ

CENDRE

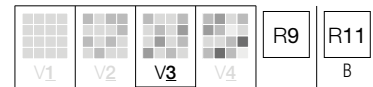
ANTHRACITE





CERABETON ANTHRACITE 61,5x61,5 • 24"x24"

CERABETON



GRES PORCELLANATO COLORATO IN MASSA . PORCELAIN STONEWARE COLOURED IN BODY

GRÈS CÉRAMÉ COLORÉ DANS LA MASSE . DURCHGEFÄRBTES FEINSTEINZEUG

Naturale . Natural . Naturel . Natur • **Rettificato** . Rectified . Rectifié . Rektifiziert • **Lappato in cresta** . Honed . Semi-poli . Geläppt
Sabbiato . Sandy . Antidérapant . Rau • **Strutturato** . Textured . Structuré . Strukturiert



TAUPE

30,8x61,5 . 12"x24"	NATURALE	24,07	R9	9 mm
30,4x61 . 12"x24"	RETTIFICATO	28,70	R9	9 mm
45,5x45,5 . 18"x18"	NATURALE	21,60	R9	9 mm
61,5x61,5 . 24"x24"	NATURALE	27,78	R9	10 mm
61,5x61,5 . 24"x24"	SABBIATO	29,32	R11 B	10 mm
61x61 . 24"x24"	RETTIFICATO	32,41	R9	10 mm
61x61 . 24"x24"	LAPPATO	44,75		10 mm
61,5x121 . 24"x48"	RETTIFICATO	41,67	R9	10 mm



GRIS

30,8x61,5 . 12"x24"	NATURALE	24,07	R9	9 mm
30,4x61 . 12"x24"	RETTIFICATO	28,70	R9	9 mm
45,5x45,5 . 18"x18"	NATURALE	21,60	R9	9 mm
61,5x61,5 . 24"x24"	NATURALE	27,78	R9	10 mm
61,5x61,5 . 24"x24"	SABBIATO	29,32	R11 B	10 mm
61x61 . 24"x24"	RETTIFICATO	32,41	R9	10 mm
61x61 . 24"x24"	LAPPATO	44,75		10 mm
61,5x121 . 24"x48"	RETTIFICATO	41,67	R9	10 mm
90x90 . 36"x36"	RETTIFICATO	47,84	R9	10 mm
90x90 . 36"x36"	LAPPATO	69,44		10 mm



FUMÈ

30,8x61,5 . 12"x24"	NATURALE	24,07	R9	9 mm
45,5x45,5 . 18"x18"	NATURALE	21,60	R9	9 mm
61,5x61,5 . 24"x24"	NATURALE	27,78	R9	10 mm
61x61 . 24"x24"	RETTIFICATO	32,41	R9	10 mm
61x61 . 24"x24"	LAPPATO	44,75		10 mm
90x90 . 36"x36"	RETTIFICATO	47,84	R9	10 mm
90x90 . 36"x36"	LAPPATO	69,44		10 mm



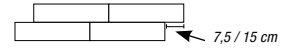
CENDRE

30,8x61,5 . 12"x24"	NATURALE	24,07	R9	9 mm
30,4x61 . 12"x24"	RETTIFICATO	28,70	R9	9 mm
45,5x45,5 . 18"x18"	NATURALE	21,60	R9	9 mm
61,5x61,5 . 24"x24"	NATURALE	27,78	R9	10 mm
61,5x61,5 . 24"x24"	SABBIATO	29,32	R11 B	10 mm
61x61 . 24"x24"	RETTIFICATO	32,41	R9	10 mm
61x61 . 24"x24"	LAPPATO	44,75		10 mm
61,5x121 . 24"x48"	RETTIFICATO	41,67	R9	10 mm
90x90	RETTIFICATO	47,84	R9	10 mm
90x90	LAPPATO	69,44		10 mm



ANTHRACITE

30,8x61,5 . 12"x24"	NATURALE	24,07	R9	9 mm
45,5x45,5 . 18"x18"	NATURALE	21,60	R9	9 mm
61,5x61,5 . 24"x24"	NATURALE	27,78	R9	10 mm
61x61 . 24"x24"	RETTIFICATO	32,41	R9	10 mm
61x61 . 24"x24"	LAPPATO	44,75		10 mm



Nei formati rettangolari si consiglia la posa sfalsata irregolare del prodotto onde evitare problemi di planarità.

For the rectangular sizes is it advisable to stagger the product irregularly when laying it to avoid problems in flatness.

Pour les formats rectangulaire nous vous conseillons d'adopter la pose irrégulière à joints décalés pour le produit à fin d'éviter tout problème de planéité.

Für die Rechteckig Formate empfehlen wir die unregelmäßige versetzte Verlegung dieser Fliese, um Probleme mit der Ebenflächigkeit zu vermeiden.


Per i materiali lappati vedi istruzioni pag. 348
For polished materials, see instruction page 348
Pour les articles en finition lappato, voyez instructions à la page 348
Für die polierte Materialien, siehe Hinweise auf Seite 348

Decor - Decors - Decors - Dekore




MOSAICO LINEARE 12 PZ. (2,3x44,5)
30,2x44,5 . 12"x18"

TAUPE	18,52
GRIS	18,52
FUMÈ	18,52
CENDRE	18,52
ANTHRACITE	18,52



MOSAICO 81 PZ. (3x3)
30,2x30,2 . 12"x12"

TAUPE	13,58
GRIS	13,58
FUMÈ	13,58
CENDRE	13,58
ANTHRACITE	13,58



MOSAICO SETTORI CERABETON MIX 34 Pz.
30,2x30,2 . 12"x12"

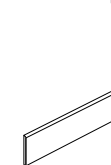
MOSAICO	16,36
---------	-------



DECORO GOLD ART
30,4x61 . 12"x24"

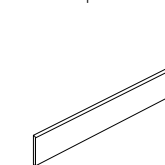
GOLD ART Rett.	58,64
----------------	-------

Pezzi speciali - Trims - Pièces spéciales - Formstücke



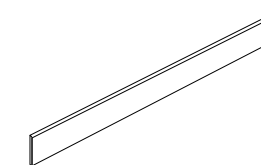
BATTISCOPA
7,5x45,5 . 3"x18"

TAUPE	4,48
GRIS	4,48
FUMÈ	4,48
CENDRE	4,48
ANTHRACITE	4,48



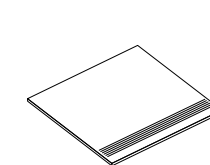
BATTISCOPA
7,5x61,5 . 3"x24"

TAUPE	6,48
GRIS	6,48
FUMÈ	6,48
CENDRE	6,48
ANTHRACITE	6,48



BATTISCOPA
7,5x90 . 3"x36"

GRIS Rett.	11,11
FUMÈ Rett.	11,11
CENDRE Rett.	11,11



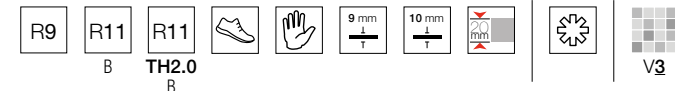
GRADINO
45,5x45,5 . 18"x18"

TAUPE	12,35
GRIS	12,35
FUMÈ	12,35
CENDRE	12,35
ANTHRACITE	12,35

LES MURS

Gres Porcellanato Colorato In Massa . Porcelain Stoneware Coloured In Body
Grès Cérame Coloré Dans La Masse . Durchgefärbtes Feinsteinzeug

TECH INFO




SIZES

61,5x121
24"x48"



90x90
36"x36"



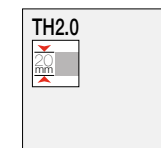
61,5x61,5
24"x24"



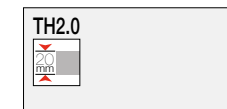
61x61
24"x24"



60x60
24"x24"



45x90
18"x36"



30,8x61,5
12"x24"



30,4x61
12"x24"



SURFACES

TH2.0 - Rettificato . Rectified . Rectifié . Rektifiziert

45x90 (TH2.0 Tag, TH2.0 Spray)

60x60 (TH2.0 Tag, TH2.0 Spray)

Naturale . Natural . Naturel . Natur

30,8x61,5 (Stencil, Spray, Tag, Sponge)

61,5x61,5 (Stencil, Spray, Tag, Sponge)

Sabbiato . Sandy . Antidérapant . Rau

61,5x61,5 (Stencil, Sponge)

Rettificato . Rectified . Rectifié . Rektifiziert

30,4x61 (Stencil, Spray, Tag, Sponge)

61x61 (Stencil, Spray, Tag, Sponge)

61,5x121 (Stencil, Spray, Tag, Sponge)

90x90 (Stencil, Sponge)

Lappato in cresta . Honed . Semi-poli . Geläpft

61x61 (Stencil, Spray, Tag, Sponge)


61,5x121 (Stencil, Spray, Tag, Sponge)

90x90 (Stencil, Sponge)

STENCIL




SPRAY



TAG



SPONGE



PAVIMENTO.FLOOR

LES MURS SPONGE 61x61 • 24"x24" RETT.


RIVESTIMENTO.WALL TILE

LES MURS SPONGE 30,4x61 • 12"x24" RETT.

LES MURS SPONGE MOSAICO 30,2x30,2 • 12"x12"

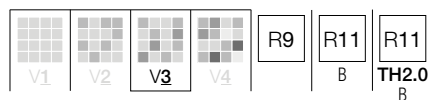


LES MURS SPRAY 61,5x121 • 24"x48" RETT.



LES MURS STENCIL 61,5x61,5 • 24"x24"
LES MURS STENCIL 61,5x61,5 • 24"x24" SABB.

LES MURS



GRES PORCELLANATO COLORATO IN MASSA . PORCELAIN STONEWARE COLOURED IN BODY
GRÈS CÉRAMÉ COLORÉ DANS LA MASSE . DURCHGEFÄRBTES FEINSTEINZEUG

Naturale . Natural . Naturel . Natur • Rettificato . Rectified . Rectifié . Rektifiziert • Lappato in cresta . Honed . Semi-poli . Geläpft
Sabbaiato . Sandy . Antidérapant . Rau • Rettificato TH2.0 . Rectified TH2.0 . TH2.0 Rectifié . Rektifiziert TH2.0

STENCIL

30,8x61,5 . 12"x24"	NATURALE	24,07	R9	9 mm
30,4x61 . 12"x24"	RETTIFICATO	28,70	R9	9 mm
61,5x61,5 . 24"x24"	NATURALE	27,78	R9	10 mm
61,5x61,5 . 24"x24"	SABBIATO	29,32	R11 B	10 mm
61x61 . 24"x24"	RETTIFICATO	32,41	R9	10 mm
61x61 . 24"x24"	LAPPATO	44,75		10 mm
61,5x121 . 24"x48"	RETTIFICATO	41,67	R9	10 mm
61,5x121 . 24"x48"	LAPPATO	58,64		10 mm
90x90 . 36"x36"	RETTIFICATO	47,84	R9	10 mm
90x90 . 36"x36"	LAPPATO	69,44		10 mm

SPRAY

30,8x61,5 . 12"x24"	NATURALE	24,07	R9	9 mm
30,4x61 . 12"x24"	RETTIFICATO	28,70	R9	9 mm
61,5x61,5 . 24"x24"	NATURALE	27,78	R9	10 mm
61x61 . 24"x24"	RETTIFICATO	32,41	R9	10 mm
61x61 . 24"x24"	LAPPATO	44,75		10 mm
61,5x121 . 24"x48"	RETTIFICATO	41,67	R9	10 mm
61,5x121 . 24"x48"	LAPPATO	58,64		10 mm

TH2.0 - Spray • 20MM

45x90 . 18"x36"	RETTIFICATO	60,19	R11 B	
60x60 . 24"x24"	RETTIFICATO	57,10	R11 B	

TAG

30,8x61,5 . 12"x24"	NATURALE	24,07	R9	9 mm
30,4x61 . 12"x24"	RETTIFICATO	28,70	R9	9 mm
61,5x61,5 . 24"x24"	NATURALE	27,78	R9	10 mm
61x61 . 24"x24"	RETTIFICATO	32,41	R9	10 mm
61x61 . 24"x24"	LAPPATO	44,75		10 mm
61,5x121 . 24"x48"	RETTIFICATO	41,67	R9	10 mm
61,5x121 . 24"x48"	LAPPATO	58,64		10 mm

TH2.0 - Tag • 20MM

45x90 . 18"x36"	RETTIFICATO	60,19	R11 B	
60x60 . 24"x24"	RETTIFICATO	57,10	R11 B	

Pezzi speciali

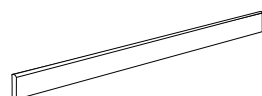
Trims - Pièces spéciales - Formstücke



BATTISCOPA

7,5x61,5 . 3"x24"

STENCIL Nat.	6,48
SPRAY Nat.	6,48
TAG Nat.	6,48
SPONGE Nat.	6,48



BATTISCOPA


7,5x90 . 3"x36"

STENCIL Rett.	13,27
SPONGE Rett.	13,27



LES MURS TAG 61,5x61,5 • 24"x24"


Decor - Decors - Decors - Dekore



MOSAICO 81 PZ. (3x3)

30,2x30,2 . 12"x12"

STENCIL	13,58
SPRAY	13,58
TAG	13,58
SPONGE	13,58



MOSAICO LINEARE 18 PZ.

30,2x30,2 . 12"x12"

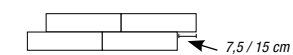
STENCIL	13,27
SPRAY	13,27
TAG	13,27
SPONGE	13,27



MOSAICO MIX 144 PZ. (2,3x2,3)

30,2x30,2 . 12"x12"

MIX	15,43
-----	-------



Nei formati rettangolari si consiglia la posa sfalsata irregolare del prodotto onde evitare problemi di planarità.

For the rectangular sizes is it advisable to stagger the product irregularly when laying it to avoid problems in flatness.

Pour les formats rectangulaire nous vous conseillons d'adopter la pose irrégulière à joints décalés pour le produit à fin d'éviter tout problème de planéité.

Für die Rechteckig Formate empfehlen wir die unregelmäßige versetzte Verlegung dieser Fliese, um Probleme mit der Ebenfähigkeit zu vermeiden.

Per i materiali lappati vedi istruzioni pag. 348

For polished materials, see instruction page 348

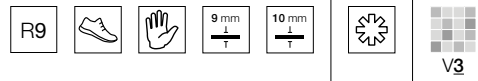
Pour les articles en finition lappato, voyez instructions à la page 348

Fuer die polierte Materialien, siehe Hinweise auf Seite 348

AGORÀ

Gres Porcellanato Colorato In Massa . Porcelain Stoneware Coloured In Body
Grès Cérame Coloré Dans La Masse . Durchgefärbtes Feinsteinzeug

TECH INFO



SIZES

61,5x121
24"x48"

61,5x61,5
24"x24"

61x61
24"x24"



45,5x45,5
18"x18"

30,8x61,5
12"x24"

30,4x61
12"x24"



SURFACES

Naturale . Natural . Naturel . Natur

30,8x61,5 (Perla, Sabbia, Tortora, Grigio, Antracite)

45,5x45,5 (Perla, Sabbia, Tortora, Grigio, Antracite)

61,5x61,5 (Perla, Sabbia, Tortora, Grigio, Antracite)

Rettificato . Rectified . Rectifié . Rektifiziert

30,4x61 (Perla, Tortora, Grigio)

61x61 (Perla, Sabbia, Tortora, Grigio, Antracite)

61,5x121 (Perla, Grigio)

Lappato in cresta . Honed . Semi-poli . Geläpft

30,4x61 (Perla, Sabbia, Tortora, Grigio, Antracite)

61x61 (Perla, Sabbia, Tortora, Grigio, Antracite)

61,5x121 (Perla, Grigio)



Per maggiori informazioni sulle Certificazioni pag. 335
Pour plus d'informations sur les certifications, se référer à pag. 335

PERLA

SABBIA

TORTORA

GRIGIO

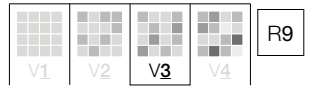
ANTRACITE





PAVIMENTO.FLOOR
AGORÀ TORTORA 45,5x45,5 • 18"x18"

RIVESTIMENTO.WALL TILE
AGORÀ TORTORA 30,8x61,5 • 12"x24"
MOSAICO BRICKS 30,2x30,2 • 12"x12"
MOSAICO ANTRACITE 81 PZ. (3x3) 30,2x30,2 • 12"x12"



GRES PORCELLANATO COLORATO IN MASSA . PORCELAIN STONEWARE COLOURED IN BODY

GRÈS CÉRAMÉ COLORÉ DANS LA MASSE . DURCHGEFÄRBTES FEINSTEINZEUG

Naturale . Natural . Naturel . Natur • Rettificato . Rectified . Rectifié . Rektifiziert • Lappato in cresta . Honed . Semi-poli . Geläpft



PERLA

30,8x61,5 . 12"x24"	NATURALE	24,07	R9	9 mm
30,4x61 . 12"x24"	RETTIFICATO	28,70	R9	9 mm
30,4x61 . 12"x24"	LAPPATO	40,12		9 mm
45,5x45,5 . 18"x18"	NATURALE	21,60	R9	9 mm
61,5x61,5 . 24"x24"	NATURALE	27,78	R9	10 mm
61x61 . 24"x24"	RETTIFICATO	32,41	R9	10 mm
61x61 . 24"x24"	LAPPATO	44,75		10 mm
61,5x121 . 24"x48"	RETTIFICATO	41,67	R9	10 mm
61,5x121 . 24"x48"	LAPPATO	58,64		10 mm



SABBIA

30,8x61,5 . 12"x24"	NATURALE	24,07	R9	9 mm
30,4x61 . 12"x24"	LAPPATO	40,12		9 mm
45,5x45,5 . 18"x18"	NATURALE	21,60	R9	9 mm
61,5x61,5 . 24"x24"	NATURALE	27,78	R9	10 mm
61x61 . 24"x24"	RETTIFICATO	32,41	R9	10 mm
61x61 . 24"x24"	LAPPATO	44,75		10 mm



TORTORA

30,8x61,5 . 12"x24"	NATURALE	24,07	R9	9 mm
30,4x61 . 12"x24"	RETTIFICATO	28,70	R9	9 mm
30,4x61 . 12"x24"	LAPPATO	40,12		9 mm
45,5x45,5 . 18"x18"	NATURALE	21,60	R9	9 mm
61,5x61,5 . 24"x24"	NATURALE	27,78	R9	10 mm
61x61 . 24"x24"	RETTIFICATO	32,41	R9	10 mm
61x61 . 24"x24"	LAPPATO	44,75		10 mm



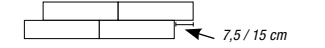
GRIGIO

30,8x61,5 . 12"x24"	NATURALE	24,07	R9	9 mm
30,4x61 . 12"x24"	RETTIFICATO	28,70	R9	9 mm
30,4x61 . 12"x24"	LAPPATO	40,12		9 mm
45,5x45,5 . 18"x18"	NATURALE	21,60	R9	9 mm
61,5x61,5 . 24"x24"	NATURALE	27,78	R9	10 mm
61x61 . 24"x24"	RETTIFICATO	32,41	R9	10 mm
61x61 . 24"x24"	LAPPATO	44,75		10 mm
61,5x121 . 24"x48"	RETTIFICATO	41,67	R9	10 mm
61,5x121 . 24"x48"	LAPPATO	58,64		10 mm



ANTRACITE


30,8x61,5 . 12"x24"	NATURALE	24,07	R9	9 mm
30,4x61 . 12"x24"	LAPPATO	40,12		9 mm
45,5x45,5 . 18"x18"	NATURALE	21,60	R9	9 mm
61,5x61,5 . 24"x24"	NATURALE	27,78	R9	10 mm
61x61 . 24"x24"	RETTIFICATO	32,41	R9	10 mm
61x61 . 24"x24"	LAPPATO	44,75		10 mm



Nei formati rettangolari si consiglia la posa sfalsata irregolare del prodotto onde evitare problemi di planarità.
For the rectangular sizes it is advisable to stagger the product irregularly when laying it to avoid problems in flatness.
Pour les formats rectangulaire nous vous conseillons d'adopter la pose irrégulière à joints décalés pour le produit à fin d'éviter tout problème de planéité.
Für die Rechteckig Formate empfehlen wir die unregelmäßige versetzte Verlegung dieser Fliese, um Probleme mit der Ebenfähigkeit zu vermeiden.


Per i materiali lappati vedi istruzioni pag. 348
For polished materials, see instruction page 348
Pour les articles en finition lappato, voyez instructions à la page 348
Für die polierte Materialien, siehe Hinweise auf Seite 348

Decorì - Decors - Decors - Dekore



MOSAICO BRICKS 18 PZ.
30,2x30,2 . 12"x12"

PERLA	13,58
SABBIA	13,58
TORTORA	13,58
GRIGIO	13,58
ANTRACITE	13,58



MOSAICO 81 PZ. (3x3)
30,2x30,2 . 12"x12"

PERLA	13,58
SABBIA	13,58
TORTORA	13,58
GRIGIO	13,58
ANTRACITE	13,58



MOSAICO MIX 144 Pz. (2,3x2,3)
30,2x30,2 . 12"x12"

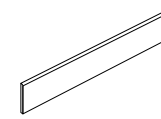
MOSAICO	15,43
---------	-------



DECORO GOLD ART
30,4x61 . 12"x24"

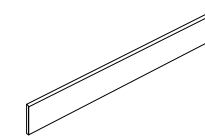
GOLD ART Rett.	58,64
----------------	-------

Pezzi speciali - Trims - Pièces spéciales - Formstücke



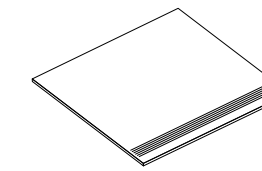
BATTISCOPA
7,5x45,5 . 3"x18"

PERLA	4,48
SABBIA	4,48
TORTORA	4,48
GRIGIO	4,48
ANTRACITE	4,48



BATTISCOPA
7,5x61,5 . 3"x24"

PERLA	6,48
SABBIA	6,48
TORTORA	6,48
GRIGIO	6,48
ANTRACITE	6,48



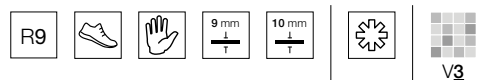
GRADINO
45,5x45,5 . 18"x18"

PERLA	12,35
SABBIA	12,35
TORTORA	12,35
GRIGIO	12,35
ANTRACITE	12,35

REFLEX

Gres Porcellanato Colorato In Massa . Porcelain Stoneware Coloured In Body
Grès Cérame Coloré Dans La Masse . Durchgefärbtes Feinsteinzeug

TECH INFO




SIZES

61,5x121
24"x48"

61,5x61,5
24"x24"

61x61
24"x24"



45,5x45,5
18"x18"

30,8x61,5
12"x24"



SURFACES

Naturale . Natural . Naturel . Natur

30,8x61,5 (Bianco, Avorio, Nebbia, Nero, Tortora, Grigio, Antracite)

45,5x45,5 (Bianco, Avorio, Nebbia, Nero, Tortora, Grigio, Antracite)

61,5x61,5 (Bianco, Avorio, Nebbia, Nero, Tortora, Grigio, Antracite)


Rettificato . Rectified . Rectifié . Rektifiziert

61x61 (Bianco, Avorio, Nebbia, Nero, Tortora, Grigio, Antracite)

61,5x121 (Avorio, Tortora, Nero)

 **WALL . RIVESTIMENTO** PAG.310

Bicottura . Double firing . Bicuison . Zweimalbrand



20x50
8"x20"



Per maggiori informazioni sulle Certificazioni pag. 335
Pour plus d'informations sur les certifications, se référer à pag. 335

BIANCO

AVORIO

NEBBIA

TORTORA

GRIGIO


ANTRACITE

NERO




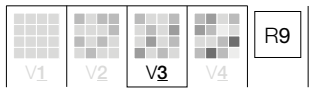


REFLEX NERO 61,5x61,5 • 24"x24"




REFLEX NEBBIA 61,5x61,5 • 24"x24"

GRES PORCELLANATO COLORATO IN MASSA . PORCELAIN STONEWARE COLOURED IN BODY
 GRÈS CÉRAMÉ COLORÉ DANS LA MASSE . DURCHGEFÄRBTES FEINSTEINZEUG
 Naturale . Natural . Naturel . Natur • Rettificato . Rectified . Rectifié . Rektifiziert




BIANCO

30,8x61,5 . 12"x24"	NATURALE	24,07	R9	9 mm
45,5x45,5 . 18"x18"	NATURALE	21,60	R9	9 mm
61,5x61,5 . 24"x24"	NATURALE	27,78	R9	10 mm
61x61 . 24"x24"	RETTIFICATO	32,41	R9	10 mm




AVORIO

30,8x61,5 . 12"x24"	NATURALE	24,07	R9	9 mm
45,5x45,5 . 18"x18"	NATURALE	21,60	R9	9 mm
61,5x61,5 . 24"x24"	NATURALE	27,78	R9	10 mm
61x61 . 24"x24"	RETTIFICATO	32,41	R9	10 mm
61,5x121 . 24"x48"	RETTIFICATO	41,67	R9	10 mm



NEBBIA

30,8x61,5 . 12"x24"	NATURALE	24,07	R9	9 mm
45,5x45,5 . 18"x18"	NATURALE	21,60	R9	9 mm
61,5x61,5 . 24"x24"	NATURALE	27,78	R9	10 mm
61x61 . 24"x24"	RETTIFICATO	32,41	R9	10 mm



TORTORA

30,8x61,5 . 12"x24"	NATURALE	24,07	R9	9 mm
45,5x45,5 . 18"x18"	NATURALE	21,60	R9	9 mm
61,5x61,5 . 24"x24"	NATURALE	27,78	R9	10 mm
61x61 . 24"x24"	RETTIFICATO	32,41	R9	10 mm
61,5x121 . 24"x48"	RETTIFICATO	41,67	R9	10 mm

REFLEX



GRIGIO

30,8x61,5 . 12"x24"	NATURALE	24,07	R9	9 mm
45,5x45,5 . 18"x18"	NATURALE	21,60	R9	9 mm
61,5x61,5 . 24"x24"	NATURALE	27,78	R9	10 mm
61x61 . 24"x24"	RETTIFICATO	32,41	R9	10 mm



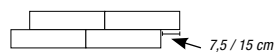
ANTRACITE

30,8x61,5 . 12"x24"	NATURALE	24,07	R9	9 mm
45,5x45,5 . 18"x18"	NATURALE	21,60	R9	9 mm
61,5x61,5 . 24"x24"	NATURALE	27,78	R9	10 mm
61x61 . 24"x24"	RETTIFICATO	32,41	R9	10 mm



NERO

30,8x61,5 . 12"x24"	NATURALE	24,07	R9	9 mm
45,5x45,5 . 18"x18"	NATURALE	21,60	R9	9 mm
61,5x61,5 . 12"x24"	NATURALE	27,78	R9	10 mm
61x61 . 24"x24"	RETTIFICATO	33,96	R9	10 mm
61,5x121 . 24"x48"	RETTIFICATO	32,41	R9	10 mm



Nei formati rettangolari si consiglia la posa sfalsata irregolare del prodotto onde evitare problemi di planarità.

For the rectangular sizes is it advisable to stagger the product irregularly when laying it to avoid problems in flatness.

Pour les formats rectangulaire nous vous conseillons d'adopter la pose irrégulière à joints décalés pour le produit à fin d'éviter tout problème de planéité.

Für die Rechteckig Formate empfehlen wir die unregelmäßige versetzte Verlegung dieser Fliese, um Probleme mit der Ebenfächigkeit zu vermeiden.

GRES PORCELLANATO COLORATO IN MASSA . PORCELAIN STONEWARE COLOURED IN BODY
GRÈS CÉRAME COLORÉ DANS LA MASSE . DURCHGEFÄRBTES FEINSTEINZEUG
Naturale . Natural . Naturel . Natur • Rettificato . Rectified . Rectifié . Rektifiziert

Decori - Decors - Decors - Dekore



MOSAICO 81 PZ. (3X3)
30,2x30,2 . 12"x12"

BIANCO	13,58
AVORIO	13,58
NEBBIA	13,58
NERO	13,58
TORTORA	13,58
GRIGIO	13,58
ANTRACITE	13,58



MOSAICO ASIMMETRICO 18 PZ.
30,2x30,2 . 12"x12"

BIANCO	13,27
AVORIO	13,27
NEBBIA	13,27
NERO	13,27
TORTORA	13,27
GRIGIO	13,27
ANTRACITE	13,27



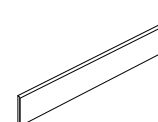
TRECCIA REFLEX
30,2x44,5 . 12"x18"

BIANCO Rett.	18,52
AVORIO Rett.	18,52
NEBBIA Rett.	18,52
NERO Rett.	18,52
TORTORA Rett.	18,52
GRIGIO Rett.	18,52
ANTRACITE Rett.	18,52



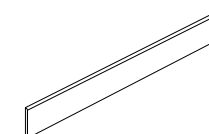
DECORO GOLD ART
30,4x61 . 12"x24"
GOLD ART Rett. | 58,64

Pezzi speciali - Trims - Pièces spéciales - Formstücke



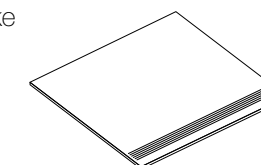
BATTISCOPA
7,5x45,5 . 3"x18"

BIANCO	4,48
AVORIO	4,48
NEBBIA	4,48
NERO	4,48
TORTORA	4,48
GRIGIO	4,48
ANTRACITE	4,48



BATTISCOPA
7,5x61,5 . 3"x24"

BIANCO	6,48
AVORIO	6,48
NEBBIA	6,48
NERO	6,48
TORTORA	6,48
GRIGIO	6,48
ANTRACITE	6,48



GRADINO
45,5x45,5 . 18"x18"

BIANCO	12,35
AVORIO	12,35
NEBBIA	12,35
NERO	12,35
TORTORA	12,35
GRIGIO	12,35
ANTRACITE	12,35

LEGACY

Gres Porcellanato Colorato In Massa . Porcelain Stoneware Coloured In Body
Grès Cérame Coloré Dans La Masse . Durchgefärbtes Feinsteinzeug

WHITE


TAUPE

GREY

BLACK

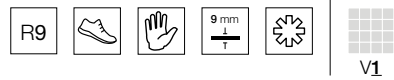


LEGACY TAUPE 30,8x61,5 • 12"x24"



LEGACY GREY 30,8x61,5 • 12"x24"

TECH INFO



SIZES

30,8x61,5
12"x24"



SURFACES

Naturale . Natural . Naturel . Natur
30,8x61,5 (Black, Grey, Taupe, White)

LEGACY



WHITE

30,8x61,5. 12"x24"	NATURALE	24,07	R9	9 mm
--------------------	----------	-------	----	------



TAUPE

30,8x61,5. 12"x24"	NATURALE	24,07	R9	9 mm
--------------------	----------	-------	----	------



GREY

30,8x61,5. 12"x24"	NATURALE	24,07	R9	9 mm
--------------------	----------	-------	----	------



BLACK

30,8x61,5. 12"x24"	NATURALE	24,07	R9	9 mm
--------------------	----------	-------	----	------


GRES PORCELLANATO COLORATO IN MASSA . PORCELAIN STONEWARE COLOURED IN BODY

GRÈS CÉRAMÉ COLORÉ DANS LA MASSE . DURCHGEFÄRBTES FEINSTEINZEUG

Naturale . Natural . Naturel . Natur



LEGACY TAUPE 30,8x61,5 • 12"x24"



Nei formati rettangolari si consiglia la posa sfalsata irregolare del prodotto onde evitare problemi di planarità.

For the rectangular sizes is it advisable to stagger the product irregularly when laying it to avoid problems in flatness.

Pour les formates rectangulaire nous vous conseillons d'adopter la pose irrégulière à joints décalés pour le produit a fin d'éviter tout problème de planéité.

Für die Rechteckig Formate empfehlen wir die unregelmäßige versetzte Verlegung dieser Fliese, um Probleme mit der Ebenflächigkeit zu vermeiden.

Decori - Decors - Decors - Dekore



MOSAICO 36 PZ. (5x5)
30,2x30,2 . 12"x12"

WHITE	12,04
-------	-------




MOSAICO 36 PZ. (5x5)
30,2x30,2 . 12"x12"

TAUPE	12,04
-------	-------



MOSAICO 36 PZ. (5x5)
30,2x30,2 . 12"x12"

GREY	12,04
------	-------

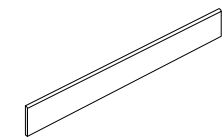


MOSAICO 36 PZ. (5x5)
30,2x30,2 . 12"x12"

BLACK	12,04
-------	-------

Pezzi speciali - Trims

Pièces spéciales - Formstücke



BATTISCOPA
7,5x61,5 . 3"x24"

WHITE	6,48
CREAM	6,48
GREY	6,48
TAUPE	6,48

ELEGANTIA

Gres Porcellanato Colorato In Massa . Porcelain Stoneware Coloured In Body
Grès Cérame Coloré Dans La Masse . Durchgefärbtes Feinsteinzeug

BLACK

BLUE

CREAM

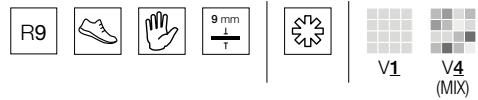
GREY

WHITE

MIX



TECH INFO



SIZES

30,8x61,5
12"x24"

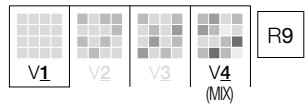


SURFACES


Naturale . Natural . Naturel . Natur

30,8x61,5 (Black, Blue, Cream, Grey, Mix, White)

ELEGANTIA



GRES PORCELLANATO COLORATO IN MASSA . PORCELAIN STONEWARE COLOURED IN BODY
 GRÈS CÉRAME COLORÉ DANS LA MASSE . DURCHGEFÄRBTES FEINSTEINZEUG
 Naturale . Natural . Naturel . Natur



BLACK

30,8x61,5 . 12"x24"	NATURALE	24,69	R9	9 mm
---------------------	----------	-------	----	------



GREY

30,8x61,5 . 12"x24"	NATURALE	24,69	R9	9 mm
---------------------	----------	-------	----	------



BLUE

30,8x61,5 . 12"x24"	NATURALE	24,69	R9	9 mm
---------------------	----------	-------	----	------



WHITE

30,8x61,5 . 12"x24"	NATURALE	24,69	R9	9 mm
---------------------	----------	-------	----	------



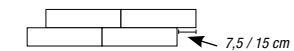
CREAM

30,8x61,5 . 12"x24"	NATURALE	24,69	R9	9 mm
---------------------	----------	-------	----	------



MIX

30,8x61,5 . 12"x24"	NATURALE	27,78	R9	9 mm
---------------------	----------	-------	----	------




Nei formati rettangolari si consiglia la posa sfalsata irregolare del prodotto onde evitare problemi di planarità.
 For the rectangular sizes is it advisable to stagger the product irregularly when laying it to avoid problems in flatness.
 Pour les formats rectangulaire nous vous conseillons d'adopter la pose irrégulière à joints décalés pour le produit a fin d'éviter tout problème de planité.
 Für die Rechteckig Formate empfehlen wir die unregelmäßige versetzte Verlegung dieser Fliese, um Probleme mit der Ebenflächigkeit zu vermeiden.

ELEGANTIA



ELEGANTIA MIX 30,8x61,5 • 12"x24"

Decori - Decors - Decors - Dekore



MOSAICO 36 PZ. (5x5)
30,2x30,2 • 12"x12"

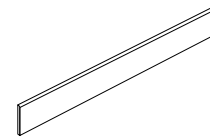
BLACK	12,04
BLUE	12,04
CREAM	12,04
GREY	12,04
WHITE	12,04



MOSAICO ASIMMETRICO 18 PZ.
30,2x30,2 • 12"x12"

BLACK	13,27
BLUE	13,27
CREAM	13,27
GREY	13,27
WHITE	13,27

Pezzi Speciali Trims - Pièces Spéciales - Formstücke



BATTISCOPA
7,5x61,5 • 3"x24"

BLACK	6,48
BLUE	6,48
CREAM	6,48
GREY	6,48
WHITE	6,48



PAVIMENTO.FLOOR
ELEGANTIA WHITE
30,8x61,5 • 12"x24"

RIVESTIMENTO.WALL TILE
ELEGANTIA BLUE
ELEGANTIA MIX
ELEGANTIA GREY
30,8x61,5 • 12"x24"



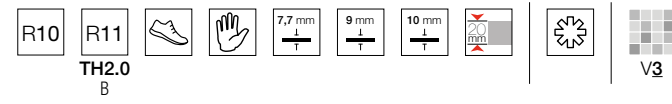
ELEGANTIA WHITE
30,8x61,5 • 12"x24"

ELEGANTIA MOSAICO 36 PZ. (5X5) WHITE
30,2x30,2 • 12"x12"

FORMWORK

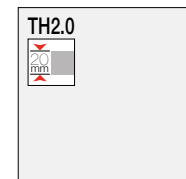
Gres Porcellanato Colorato In Massa . Porcelain Stoneware Coloured In Body
Grès Cérame Coloré Dans La Masse . Durchgefärbtes Feinsteinzeug

TECH INFO




SIZES


60x60
24"x24"



45x90
18"x36"



45x90
18"x36"



30,8x61,5
12"x24"



30,4x61
12"x24"



35,8x35,8
14"x14"



SURFACES

TH2.0 - Rettificato . Rectified . Rectifié . Rektifiziert

45x90 (TH2.0 Grey)

60x60 (TH2.0 Grey)

Naturale . Natural . Naturel . Natur

30,8x61,5 (White, Grey, Antracite)

35,8x35,8 (White, Grey, Antracite)

Rettificato . Rectified . Rectifié . Rektifiziert

30,4x61 (White, Grey, Antracite,

Decoro Mondo White, Decoro Mondo Grey, Decoro Mondo Antracite)

45x90 (White, Grey, Antracite)

Lappato in cresta . Honed . Semi-poli . Geläpft

30,4x61 (White, Grey, Antracite

Decoro Mondo White, Decoro Mondo Grey, Decoro Mondo Antracite)

45x90 (White, Grey, Antracite)



Per maggiori informazioni sulle Certificazioni pag. 335
Pour plus d'informations sur les certifications, se référer à pag. 335

WHITE


GREY

ANTRACITE



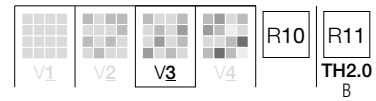


FORMWORK DECORO MONDO GREY 30,4x61 • 12"x24" RETT.



FORMWORK WHITE 45x90 • 18"x36" RETT. / FORMWORK WHITE 30,4x61 • 12"x24" RETT.
 DECORO MONDO WHITE 30,4x61 • 12"x24" RETT. / MOSAICO WHITE 81 PZ. (3x3) 30,2x30,2 • 12"x12"

FORMWORK



GRES PORCELLANATO COLORATO IN MASSA . PORCELAIN STONEWARE COLOURED IN BODY

GRÈS CÉRAMÉ COLORÉ DANS LA MASSE . DURCHGEFÄRBTES FEINSTEINZEUG

Naturale . Natural . Naturel . Natur • **Rettificato** . Rectified . Rectifié . Rektifiziert • **Lappato in cresta** . Honed . Semi-poli . Geläpft
Rettificato TH2.0 . Rectified TH2.0 . TH2.0 Rectifié . Rektifiziert TH2.0



WHITE

30,8x61,5 . 12"x24"	NATURALE	24,07	R10	9 mm
30,4x61 . 12"x24"	RETTIFICATO	28,70	R10	9 mm
30,4x61 . 12"x24"	DECORO MONDO RETT.	40,12	R10	9 mm
30,4x61 . 12"x24"	LAPPATO	40,12		9 mm
30,4x61 . 12"x24"	DECORO MONDO LAPP.	54,01		9 mm
35,8x35,8 . 14"x34"	NATURALE	16,98	R10	7,7 mm
45x90 . 18"x36"	RETTIFICATO	40,12	R10	10 mm
45x90 . 18"x36"	LAPPATO	61,73		10 mm



GREY

30,8x61,5 . 12"x24"	NATURALE	24,07	R10	9 mm
30,4x61 . 12"x24"	RETTIFICATO	28,70	R10	9 mm
30,4x61 . 12"x24"	DECORO MONDO RETT.	40,12	R10	9 mm
30,4x61 . 12"x24"	LAPPATO	40,12		9 mm
30,4x61 . 12"x24"	DECORO MONDO LAPP.	54,01		9 mm
35,8x35,8 . 14"x34"	NATURALE	16,98	R10	7,7 mm
45x90 . 18"x36"	RETTIFICATO	40,12	R10	10 mm
45x90 . 18"x36"	LAPPATO	61,73		10 mm

TH2.0 - Grey • 20MM

45x90 . 18"x36"	RETTIFICATO	60,19	R11 B	
60x60 . 24"x24"	RETTIFICATO	57,10	R11 B	



ANTRACITE


30,8x61,5 . 12"x24"	NATURALE	24,07	R10	9 mm
30,4x61 . 12"x24"	RETTIFICATO	28,70	R10	9 mm
30,4x61 . 12"x24"	DECORO MONDO RETT.	40,12	R10	9 mm
30,4x61 . 12"x24"	LAPPATO	40,12		9 mm
30,4x61 . 12"x24"	DECORO MONDO LAPP.	54,01		9 mm
35,8x35,8 . 14"x34"	NATURALE	16,98	R10	7,7 mm
45x90 . 18"x36"	RETTIFICATO	40,12	R10	10 mm
45x90 . 18"x36"	LAPPATO	61,73		10 mm

Decorati - Decors - Decors - Dekore




MOSAICO SETTORI 34 PZ. 30,2x30,2 . 12"x12"

WHITE	16,36
GREY	16,36
ANTRACITE	16,36




MOSAICO 81 PZ. (3x3) 30,2x30,2 . 12"x12"

WHITE	13,58
GREY	13,58
ANTRACITE	13,58



MOSAICO 81 PZ. (3x3) 30,2x30,2 . 12"x12"

WHITE Nat/Lapp	18,52
GREY Nat/Lapp	18,52
ANTRACITE Nat/Lapp	18,52





MOSAICO MURETTO 72 PZ. (2,5x5) 30,2x30,2 . 12"x12"

WHITE	13,58
GREY	13,58
ANTRACITE	13,58

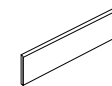


DECORO MONDO
30,4x61 . 12"x24"



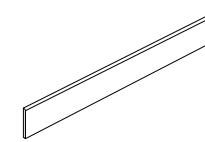
Pezzi speciali

Trims - Pièces spéciales - Formstücke



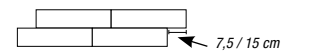
BATTISCOPIA 7,5x35,8 . 3"x14"

WHITE	2,62
GREY	2,62
ANTRACITE	2,62



BATTISCOPIA 7,5x61,5 . 3"x24"

WHITE	6,48
GREY	6,48
ANTRACITE	6,48



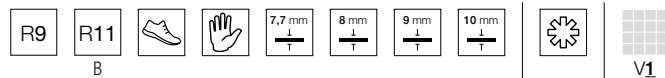
Nei formati rettangolari si consiglia la posa sfalsata irregolare del prodotto onde evitare problemi di planarità.
 For the rectangular sizes is it advisable to stagger the product irregularly when laying it to avoid problems in flatness.
 Pour les formats rectangulaire nous vous conseillons d'adopter la pose irrégulière à joints décalés pour le produit à fin d'éviter tout problème de planéité.
 Für die Rechteckig Formate empfehlen wir die unregelmäßige versetzte Verlegung dieser Fliese, um Probleme mit der Ebenfächigkeit zu vermeiden.

Per i materiali lappati vedi istruzioni pag. 348
 For polished materials, see instruction page 348
 Pour les articles en finition lappato, voyez instructions à la page 348
 Für die polierte Materialien, siehe Hinweise auf Seite 348

CEMENTINE

Gres Porcellanato . Porcelain Stoneware
Grès Cérame . Feinsteinzeug

TECH INFO



SIZES

61,5x61,5
24"x24"



45,5x45,5
18"x18"



30,8x61,5
12"x24"



35,8x35,8
14"x14"



SURFACES

Naturale . Natural . Naturel . Natur

30,8x61,5 (Bianco, Nebbia, Crema, Beige, Grigio, Antracite, Moka)
35,8x35,8 (Bianco, Nebbia, Crema, Beige, Grigio, Antracite, Moka)
45,5x45,5 (Bianco, Nebbia, Crema, Beige, Grigio, Antracite, Moka)
61,5x61,5 (Bianco, Nebbia, Crema, Beige, Grigio, Antracite, Moka)

Sabbiato . Sandy . Antidérapant . Rau

35,8x35,8 (Bianco, Nebbia, Crema, Beige, Grigio, Antracite, Moka)
45,5x45,5 (Bianco, Nebbia, Crema, Beige, Grigio, Moka)
61,5x61,5 (Nebbia, Crema, Beige)

WALL . RIVESTIMENTO PAG.312

Bicottura . Double firing . Bicuison . Zweimalbrand

20x50
8"x20"

UPEC

Per maggiori informazioni sulle Certificazioni pag. 335
Pour plus d'informations sur les certifications, se référer à pag. 335

BIANCO

NEBBIA

CREMA

BEIGE

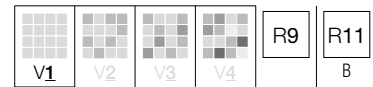
GRIGIO

ANTRACITE

MOKA



CEMENTINE



GRES PORCELLANATO . PORCELAIN STONEWARE . GRÈS CÉRAME . FEINSTEINZEUG
Naturale . Natural . Naturel . Natur • **Sabbiato** . Sandy . Antidérapant . Rau

BIANCO

30,8x61,5 . 12"x24"	NATURALE	20,06	R9	9 mm
35,8x35,8 . 14"x14"	NATURALE	16,98	R9	7,7 mm
35,8x35,8 . 14"x14"	SABBIATO	18,52	R11 B	7,7 mm
45,5x45,5 . 18"x18"	NATURALE	19,44	R9	8 mm
45,5x45,5 . 18"x18"	SABBIATO	20,99	R11 B	8 mm
61,5x61,5 . 24"x24"	NATURALE	23,15	R9	10 mm

NEBBIA

30,8x61,5 . 12"x24"	NATURALE	20,06	R9	9 mm
35,8x35,8 . 14"x14"	NATURALE	16,98	R9	7,7 mm
35,8x35,8 . 14"x14"	SABBIATO	18,52	R11 B	7,7 mm
45,5x45,5 . 18"x18"	NATURALE	19,44	R9	8 mm
45,5x45,5 . 18"x18"	SABBIATO	20,99	R11 B	8 mm
61,5x61,5 . 24"x24"	NATURALE	23,15	R9	10 mm
61,5x61,5 . 24"x24"	SABBIATO	24,69	R11 B	10 mm

CREMA

30,8x61,5 . 12"x24"	NATURALE	20,06	R9	9 mm
35,8x35,8 . 14"x14"	NATURALE	16,98	R9	7,7 mm
35,8x35,8 . 14"x14"	SABBIATO	18,52	R11 B	7,7 mm
45,5x45,5 . 18"x18"	NATURALE	19,44	R9	8 mm
45,5x45,5 . 18"x18"	SABBIATO	20,99	R11 B	8 mm
61,5x61,5 . 24"x24"	NATURALE	23,15	R9	10 mm
61,5x61,5 . 24"x24"	SABBIATO	24,69	R11 B	10 mm

BEIGE

30,8x61,5 . 12"x24"	NATURALE	20,06	R9	9 mm
35,8x35,8 . 14"x14"	NATURALE	16,98	R9	7,7 mm
35,8x35,8 . 14"x14"	SABBIATO	18,52	R11 B	7,7 mm
45,5x45,5 . 18"x18"	NATURALE	19,44	R9	8 mm
45,5x45,5 . 18"x18"	SABBIATO	20,99	R11 B	8 mm
61,5x61,5 . 24"x24"	NATURALE	23,15	R9	10 mm
61,5x61,5 . 24"x24"	SABBIATO	24,69	R11 B	10 mm

GRIGIO

30,8x61,5 . 12"x24"	NATURALE	20,06	R9	9 mm
35,8x35,8 . 14"x14"	NATURALE	16,98	R9	7,7 mm
35,8x35,8 . 14"x14"	SABBIATO	18,52	R11 B	7,7 mm
45,5x45,5 . 18"x18"	NATURALE	19,44	R9	8 mm
45,5x45,5 . 18"x18"	SABBIATO	20,99	R11 B	8 mm
61,5x61,5 . 24"x24"	NATURALE	23,15	R9	10 mm

ANTRACITE

30,8x61,5 . 12"x24"	NATURALE	20,06	R9	9 mm
35,8x35,8 . 14"x14"	NATURALE	16,98	R9	7,7 mm
35,8x35,8 . 14"x14"	SABBIATO	18,52	R11 B	7,7 mm
45,5x45,5 . 18"x18"	NATURALE	19,44	R9	8 mm
45,5x45,5 . 18"x18"	SABBIATO	20,99	R11 B	8 mm
61,5x61,5 . 24"x24"	NATURALE	23,15	R9	10 mm

MOKA

30,8x61,5 . 12"x24"	NATURALE	20,06	R9	9 mm
35,8x35,8 . 14"x14"	NATURALE	16,98	R9	7,7 mm
35,8x35,8 . 14"x14"	SABBIATO	18,52	R11 B	7,7 mm
45,5x45,5 . 18"x18"	NATURALE	19,44	R9	8 mm
45,5x45,5 . 18"x18"	SABBIATO	20,99	R11 B	8 mm
61,5x61,5 . 24"x24"	NATURALE	23,15	R9	10 mm

Decori - Decors - Decors - Dekore



MOSAICO MIX 81 PZ. (3,7x3,7)

35,8x35,8 . 14"x14"

CEMENTINE	13,58
-----------	-------



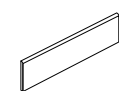
Nei formati rettangolari si consiglia la posa sfalsata irregolare del prodotto onde evitare problemi di planarità.

For the rectangular sizes is it advisable to stagger the product irregularly when laying it to avoid problems in flatness.

Pour les formats rectangulaire nous vous conseillons d'adopter la pose irrégulière à joints décalés pour le produit a fin d'éviter tout problème de planéité.

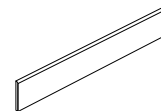
Für die Rechteckig Formate empfehlen wir die unregelmäßige versetzte Verlegung dieser Fliese, um Probleme mit der Ebenfähigkeit zu vermeiden.

Pezzi speciali - Trims - Pièces spéciales - Formstücke



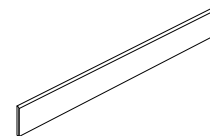
BATTISCOPA
7,5x35,8 . 3"x14"

BIANCO	2,62
NEBBIA	2,62
CREMA	2,62
BEIGE	2,62
GRIGIO	2,62
ANTRACITE	2,62
MOKA	2,62



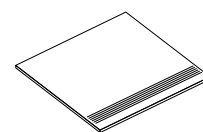
BATTISCOPA
7,5x45,5 . 3"x18"

BIANCO	4,48
NEBBIA	4,48
CREMA	4,48
BEIGE	4,48
GRIGIO	4,48
ANTRACITE	4,48
MOKA	4,48



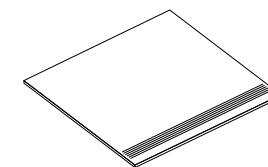
BATTISCOPA
7,5x61,5 . 3"x24"

BIANCO	6,48
NEBBIA	6,48
CREMA	6,48
BEIGE	6,48
GRIGIO	6,48
ANTRACITE	6,48
MOKA	6,48




GRADINO
35,8x35,8 . 14"x14"

BIANCO	5,86
NEBBIA	5,86
CREMA	5,86
BEIGE	5,86
GRIGIO	5,86
ANTRACITE	5,86
MOKA	5,86



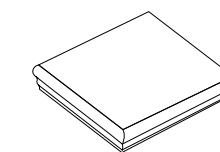
GRADINO
45,5x45,5 . 18"x18"

BIANCO	12,35
NEBBIA	12,35
CREMA	12,35
BEIGE	12,35
GRIGIO	12,35
ANTRACITE	12,35
MOKA	12,35



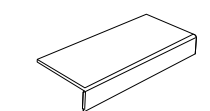
GRADONE CON TORO APPLICATO
35,8x35,8 . 14"x14"

BIANCO	26,23
NEBBIA	26,23
CREMA	26,23
BEIGE	26,23
GRIGIO	26,23
ANTRACITE	26,23
MOKA	26,23



GRADONE CON TORO ANG. APP.
35,8x35,8 . 14"x14"

BIANCO	38,58
NEBBIA	38,58
CREMA	38,58
BEIGE	38,58
GRIGIO	38,58
ANTRACITE	38,58
MOKA	38,58



ELEMENTO "L" INCOLLATO
17,5x35,8x5 . 7"x14"x2"

BIANCO	8,95
NEBBIA	8,95
CREMA	8,95
BEIGE	8,95
GRIGIO	8,95
ANTRACITE	8,95
MOKA	8,95

EK



- Statuario Imperiale 102
- Bernini 106
- Calacatta 110
- Onice 114
- Cashmere 118
- Pietragrey 122
- Limestone 126
- Visionnaire 130
- Precious 134



M A R M I

La pietra splendente è una scelta di eterna eleganza.

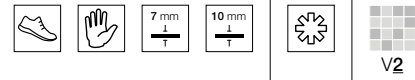
A splendid stone is an eternal elegant choice.
La pierre brillante représente une
choix d'élégance intemporelle.
Elegante Natursteine.



STATUARIO IMPERIALE


Gres Porcellanato Colorato In Massa . Porcelain Stoneware Coloured In Body
Grès Cérame Coloré Dans La Masse . Durchgefärbtes Feinsteinzeug

TECH INFO



SIZES


160x320
63"x126"



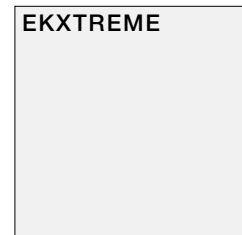
120x280
48"x110"



80x160
32"x63"



120x120
48"x48"



60x120
24"x48"



SURFACES

EKXTREME - Lappato campo pieno . Semi-Polished . Semi-poli brillant . Geläpft

80x160
120x120
120x280
160x320

Lappato campo pieno . Semi-Polished . Semi-poli brillant . Geläpft

60x120

STATUARIO IMPERIALE



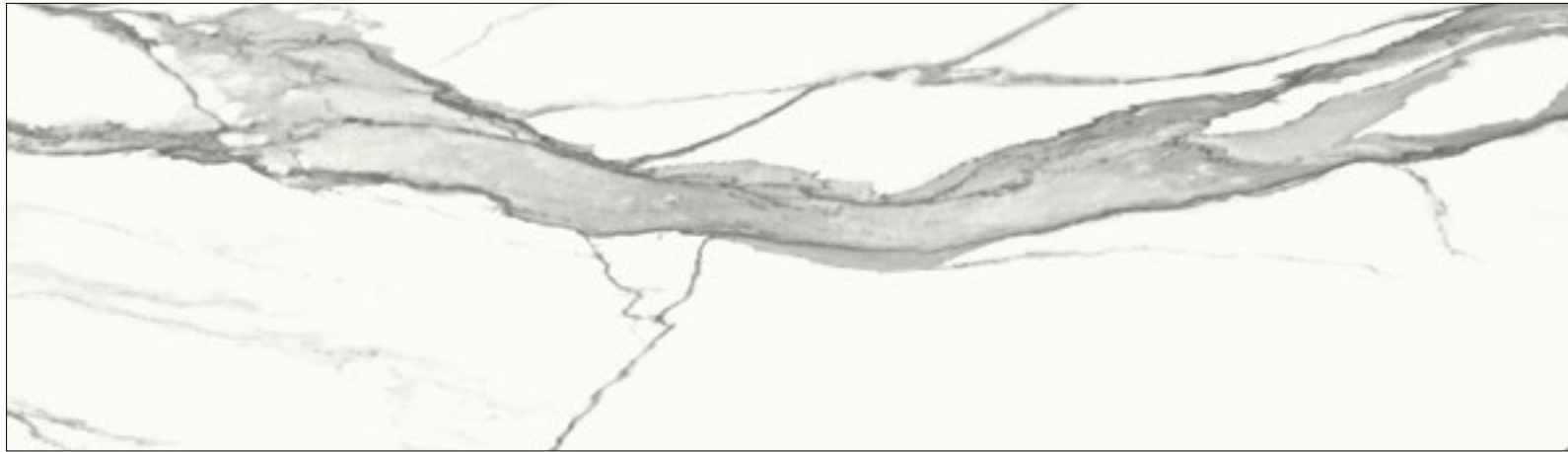
PAVIMENTO.FLOOR
STATUARIO IMPERIALE 60x120 • 24"x48" LAPP.

RIVESTIMENTO.WALL TILE
LASTRA EKXTREME STATUARIO IMPERIALE 120x280 • 48"x110" LAPP.

STATUARIO IMPERIALE



GRES PORCELLANATO COLORATO IN MASSA . PORCELAIN STONEWARE COLOURED IN BODY
 GRÈS CÉRAME COLORÉ DANS LA MASSE . DURCHGEFÄRBTES FEINSTEINZEUG
 Lappato campo pieno . Semi-Polished . Semi-poli brillant . Geläpft



STATUARIO IMPERIALE

60x120 . 24"x48" LAPPATO CAMPO PIENO 64,81 10 mm

EKXTREME - Statuario Imperiale

160x320 . 63"x126"	LAPPATO CAMPO PIENO	129,63	7 mm
120x280 . 48"x110"	LAPPATO CAMPO PIENO	117,28	7 mm
120x120 . 48"x48"	LAPPATO CAMPO PIENO	98,77	7 mm
80x160 . 32"x63"	LAPPATO CAMPO PIENO	86,42	7 mm

Per i materiali lappati vedi istruzioni pag. 348

For polished materials, see instruction page 348

Pour les articles en finition lappato, voyez instructions à la page 348

Für die polierte Materialien, siehe Hinweise auf Seite 348



Decori - Decors - Decors - Dekore

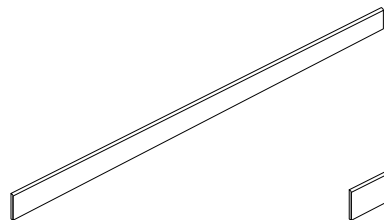


MOSAICO 36 PZ. (5x5)

30,2x30,2 . 12"x12"

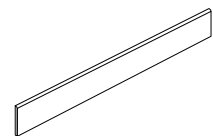
STATUARIO IMPERIALE	15,43
---------------------	-------

Pezzi speciali - Trims - Pièces spéciales - Formstücke




BATTISCOPIA
6,5x120 . 2"9/16x48"

STATUARIO IMPERIALE	24,07
---------------------	-------



BATTISCOPIA
7,5x60 . 3"x24"

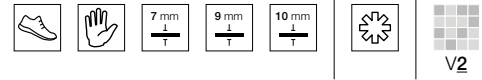
STATUARIO IMPERIALE	8,64
---------------------	------



BERNINI

Gres Porcellanato Colorato In Massa . Porcelain Stoneware Coloured In Body
Grès Cérame Coloré Dans La Masse . Durchgefärbtes Feinsteinzeug

TECH INFO



SIZES


160x320
63"x126"



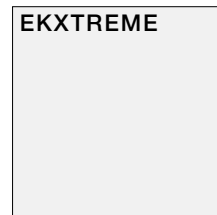
80x160
32"x63"



120x280
48"x110"



120x120
48"x48"



120x240
48"x96"



60x120
24"x48"



60x60
24"x24"



30x60
12"x24"



SURFACES

EKXTREME - Lappato campo pieno . Semi-Polished . Semi-poli brillant . Geläpft

80x160
120x120
120x240
120x280
160x320

Lappato campo pieno . Semi-Polished . Semi-poli brillant . Geläpft

30x60
60x60
60x120

BERNINI



PAVIMENTO.FLOOR
BERNINI 120x120 • 48"x48" LAPP.

RIVESTIMENTO.WALL TILE
LASTRA EKXTREME BERNINI 120x240 • 48"x96" LAPP.

BERNINI



GRES PORCELLANATO COLORATO IN MASSA . PORCELAIN STONEWARE COLOURED IN BODY
 GRÈS CÉRAME COLORÉ DANS LA MASSE . DURCHGEFÄRBTES FEINSTEINZEUG
 Lappato campo pieno . Semi-Polished . Semi-poli brillant . Geläpft



BERNINI

60x120 . 24"x48"	LAPPATO CAMPO PIENO	64,81	10 mm
60x60 . 24"x24"	LAPPATO CAMPO PIENO	50,93	10 mm
30x60 . 12"x24"	LAPPATO CAMPO PIENO	46,30	9 mm

EKXTREME - Bernini

160x320 . 63"x126"	LAPPATO CAMPO PIENO	129,63	7 mm
120x280 . 48"x110"	LAPPATO CAMPO PIENO	117,28	7 mm
120x240 . 48"x96"	LAPPATO CAMPO PIENO	111,11	7 mm
120x120 . 48"x48"	LAPPATO CAMPO PIENO	98,77	7 mm
80x160 . 32"x63"	LAPPATO CAMPO PIENO	86,42	7 mm

Per i materiali lappati vedi istruzioni pag. 348


For polished materials, see instruction page 348

Pour les articles en finition lappato, voyez instructions à la page 348

Fuer die polierte Materialien, siehe Hinweise auf Seite 348



Decori - Decors - Decors - Dekore

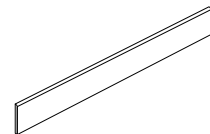
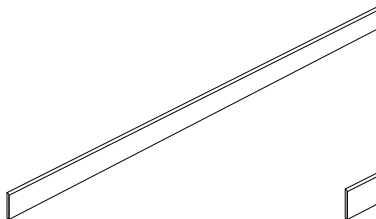


MOSAICO 36 PZ. (5x5)

30,2x30,2 . 12"x12"

BERNINI	15,43
---------	-------

Pezzi speciali - Trims - Pièces spéciales - Formstücke



BATTISCOPA

6,5x120 . 2⁵⁹/₁₆"x48"



BERNINI	24,07
---------	-------

BATTISCOPA

7,5x60 . 3"x24"



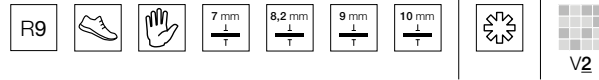
BERNINI	8,64
---------	------



CALACATTA

Gres Porcellanato Colorato In Massa . Porcelain Stoneware Coloured In Body
Grès Cérame Coloré Dans La Masse . Durchgefärbtes Feinsteinzeug

TECH INFO



SIZES

160x320
63"x126"



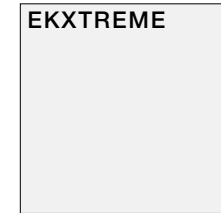
80x160
32"x63"



120x280
48"x110"




120x120
48"x48"



60x120
24"x48"



120x240
48"x96"



61,5x61,5
24"x24"



60x60
24"x24"



30,8x30,8
12"x12"



9,9x30,2
3"x12"



30,8x61,5
12"x24"



30x60
12"x24"



7,4x15
2,9"x6"



SURFACES

EKXTREME - Lappato campo pieno . Semi-Polished . Semi-poli brillant . Geläpft

80x160
120x120
120x240
120x280
160x320

Naturale . Natural . Naturel . Natur

7,4x15
9,9x30,2
30,8x30,8
30,8x61,5
61,5x61,5

Lappato campo pieno . Semi-Polished . Semi-poli brillant . Geläpft

30x60
60x60
60x120

110

CALACATTA





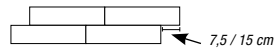
GRES PORCELLANATO COLORATO IN MASSA . PORCELAIN STONEWARE COLOURED IN BODY
 GRÈS CÉRAMÉ COLORÉ DANS LA MASSE . DURCHGEFÄRBTES FEINSTEINZEUG
 Naturale . Natural . Naturel . Natur • Rettificato . Rectified . Rectifié . Rektifiziert
 Lappato campo pieno . Semi-Polished . Semi-poli brillant . Geläpft



7,4x15 . 2,90"x6"	(con bisello nel taglio)	54,94	R9	
9,9x30,2 . 3"x12"	(con bisello nel taglio)	45,37	R9	
30,8x30,8 . 12"x12"	NATURALE	18,52	R9	8,2 mm
30,8x61,5 . 12"x24"	NATURALE	24,07	R9	9 mm
30x60 . 12"x24"	LAPPATO	46,30		9 mm
61,5x61,5 . 24"x24"	NATURALE	27,78	R9	10 mm
60x60 . 24"x24"	LAPPATO CAMPO PIENO	50,93		10 mm
60x120 . 24"x48"	LAPPATO CAMPO PIENO	64,81		10 mm

EKXTREME - Calacatta

160x320 . 63"x126"	LAPPATO CAMPO PIENO	129,63	7 mm
120x280 . 48"x110"	LAPPATO CAMPO PIENO	117,28	7 mm
120x240 . 48"x96"	LAPPATO CAMPO PIENO	111,11	7 mm
120x120 . 48"x48"	LAPPATO CAMPO PIENO	98,77	7 mm
80x160 . 32"x63"	LAPPATO CAMPO PIENO	86,42	7 mm



Nei formati rettangolari si consiglia la posa sfalsata irregolare del prodotto onde evitare problemi di planarità.
 For the rectangular sizes it is advisable to stagger the product irregularly when laying it to avoid problems in flatness.
 Pour les formats rectangulaire nous vous conseillons d'adopter la pose irrégulière à joints décalés pour le produit a fin d'éviter tout problème de planéité.
 Für die Rechteckig Formate empfehlen wir die unregelmäßige versetzte Verlegung dieser Fliese, um Probleme mit der Ebenfächigkeit zu vermeiden.

Per i materiali lappati vedi istruzioni pag. 348
 For polished materials, see instruction page 348
 Pour les articles en finition lappato, voyez instructions à la page 348
 Für die polierte Materialien, siehe Hinweise auf Seite 348

Decorì - Decors - Decors - Dekore

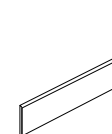


MOSAICO 36 PZ. (5x5)
 30,2x30,2 . 12"x12"
 CALACATTA Nat. | 12,04

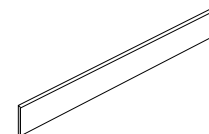


MOSAICO BASKET
 30,8x30,8 . 12"x12"
 CALACATTA Nat. | 13,89

Pezzi speciali - Trims - Pièces spéciales - Formstücke



BATTISCOPA
 7,5x30,8 . 3"x12"
 CALACATTA Nat. | 2,62



BATTISCOPA
 7,5x61,5 . 3"x24"
 CALACATTA Nat. | 6,48



PAVIMENTO.FLOOR
 CALACATTA 61,5x61,5 • 24"x24" NAT.

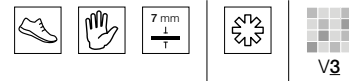
RIVESTIMENTO.WALL TILE
 CALACATTA 30,8x61,5 • 12"x24" NAT.
 CALACATTA MOSAICO BASKET 30,8x30,8 • 12"x12"

ONICE

Gres Porcellanato Colorato In Massa . Porcelain Stoneware Coloured In Body
Grès Cérame Coloré Dans La Masse . Durchgefärbtes Feinsteinzeug

ONICE

TECH INFO



SIZES

120x240
48"x96"

EKXTREME

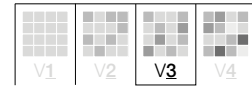


SURFACES

EKXTREME - Lappato campo pieno . Semi-Polished . Semi-poli brillant . Geläppt
120x240



ONICE



GRES PORCELLANATO COLORATO IN MASSA . PORCELAIN STONEWARE COLOURED IN BODY
GRÈS CÉRAME COLORÉ DANS LA MASSE . DURCHGEFÄRBTES FEINSTEINZEUG
Lappato campo pieno . Semi-Polished . Semi-poli brillant . Geläpft



ONICE

EKXTREME - **Onice**

120x240 . 48"x96" LAPPATO CAMPO PIENO 111,11 7 mm

Per i materiali lappati vedi istruzioni pag. 348

For polished materials, see instruction page 348

Pour les articles en finition lappato, voyez instructions à la page 348

Fuer die polierte Materialien, siehe Hinweise auf Seite 348

Decori - Decors - Decors - Dekore



MOSAICO 36 PZ. (5x5)

30,8x30,8 . 12"x12"

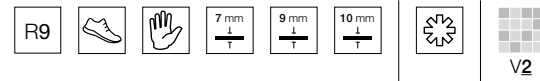
ONICE 15,43



CASHMERE

Gres Porcellanato Colorato In Massa . Porcelain Stoneware Coloured In Body
Grès Cérame Coloré Dans La Masse . Durchgefärbtes Feinsteinzeug

TECH INFO



SIZES

120x240
48"x96"

EKXTREME

61,5x121
24"x48"



60x120
24"x48"



61x61
24"x24"



30,8x61,5
12"x24"



30x60
12"x24"



SURFACES

EKXTREME - Lappato campo pieno . Semi-Polished . Semi-poli brillant . Geläpft
120x240 (*Visone*)

Naturale . Natural . Naturel . Natur

30,8x61,5 (*White, Oyster, Visone, Peltro*)

Rettificato . Rectified . Rectifié . Rektifiziert

61x61 (*White, Oyster, Visone, Peltro*)

61,5x121 (*White, Oyster, Visone, Peltro*)

Lappato campo pieno . Semi-Polished . Semi-poli brillant . Geläpft

60x60 (*White, Oyster, Visone, Peltro*)

30x60 (*White, Oyster, Visone, Peltro*)

60x120 (*White, Oyster, Visone, Peltro*)

WHITE

OYSTER

VISIONE

PELTRO



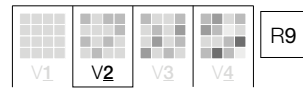
PAVIMENTO.FLOOR
CASHMERE VISIONE 60x120 • 24"x24" LAPP.

RIVESTIMENTO.WALL TILE
CASHMERE VISIONE 120x240 • 48"x96" LAPP.



CASHMERE WHITE 60x120 • 24"x24" LAPP.

CASHMERE



WHITE

60x120 . 24"x48"	LAPPATO CAMPO PIENO	64,81		10 mm
60x60 . 24"x24"	LAPPATO CAMPO PIENO	50,93		10 mm
30x60 . 12"x24"	LAPPATO CAMPO PIENO	46,30		10 mm
61,5x121 . 24"x48"	RETTIFICATO	41,67	R9	10 mm
61x61 . 24"x24"	RETTIFICATO	32,41	R9	10 mm
30,8x61,5 . 12"x24"	NATURALE	24,07	R9	9 mm



OYSTER

60x120 . 24"x48"	LAPPATO CAMPO PIENO	64,81		10 mm
60x60 . 24"x24"	LAPPATO CAMPO PIENO	50,93		10 mm
30x60 . 12"x24"	LAPPATO CAMPO PIENO	46,30		10 mm
61,5x121 . 24"x48"	RETTIFICATO	41,67	R9	10 mm
61x61 . 24"x24"	RETTIFICATO	32,41	R9	10 mm
30,8x61,5 . 12"x24"	NATURALE	24,07	R9	9 mm




VISONE

60x120 . 24"x48"	LAPPATO CAMPO PIENO	64,81		10 mm
60x60 . 24"x24"	LAPPATO CAMPO PIENO	50,93		10 mm
30x60 . 12"x24"	LAPPATO CAMPO PIENO	46,30		10 mm
61,5x121 . 24"x48"	RETTIFICATO	41,67	R9	10 mm
61x61 . 24"x24"	RETTIFICATO	32,41	R9	10 mm
30,8x61,5 . 12"x24"	NATURALE	24,07	R9	9 mm

EKXTREME - Visono

120x240 . 48"x96"	LAPPATO CAMPO PIENO	111,11		7 mm
-------------------	---------------------	--------	--	------



PELTRO

60x120 . 24"x48"	LAPPATO CAMPO PIENO	64,81		10 mm
60x60 . 24"x24"	LAPPATO CAMPO PIENO	50,93		10 mm
30x60 . 12"x24"	LAPPATO CAMPO PIENO	46,30		10 mm
61,5x121 . 24"x48"	RETTIFICATO	41,67	R9	10 mm
61x61 . 24"x24"	RETTIFICATO	32,41	R9	10 mm
30,8x61,5 . 12"x24"	NATURALE	24,07	R9	9 mm


GRES PORCELLANATO COLORATO IN MASSA . PORCELAIN STONEWARE COLOURED IN BODY
GRÈS CÉRAME COLORÉ DANS LA MASSE . DURCHGEFÄRBTES FEINSTEINZEUG
Naturale . Natural . Naturel . Natur • Rettificato . Rectified . Rectifié . Rektifiziert
Lappato campo pieno . Semi-Polished . Semi-poli brillant . Geläpft

Decori - Decors - Decors - Dekore




MOSAICO 36 PZ. (5x5)
30,2x30,2 . 12"x12"

WHITE	12,04
-------	-------




MOSAICO 36 PZ. (5x5)
30,2x30,2 . 12"x12"

OYSTER	12,04
--------	-------



MOSAICO 36 PZ. (5x5)
30,2x30,2 . 12"x12"

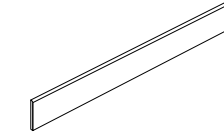
VISONE	12,04
--------	-------



MOSAICO 36 PZ. (5x5)
30,2x30,2 . 12"x12"

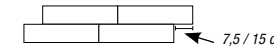
PELTRO	12,04
--------	-------

Pezzi speciali - Trims - Pièces spéciales - Formstücke



BATTISCOPA
7,5x61,5 . 3"x24"

WHITE	6,48
OYSTER	6,48
VISONE	6,48
PELTRO	6,48



Nei formati rettangolari si consiglia la posa sfalsata irregolare del prodotto onde evitare problemi di planarità.
For the rectangular sizes is it advisable to stagger the product irregularly when laying it to avoid problems in flatness.
Pour les formats rectangulaire nous vous conseillons d'adopter la pose irrégulière à joints décalés pour le produit a fin d'éviter tout problème de planéité.
Für die Rechteckig Formate empfehlen wir die unregelmäßige versetzte Verlegung dieser Fliese, um Probleme mit der Ebenfächigkeit zu vermeiden.

Per i materiali lappati vedi istruzioni pag. 348
For polished materials, see instruction page 348
Pour les articles en finition lappato, voyez instructions à la page 348
Für die polierte Materialien, siehe Hinweise auf Seite 348

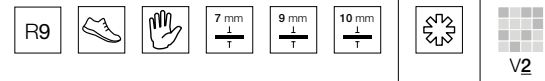


CASHMERE VISONE 30,8x61,5 • 12"x24"

PIETRAGREY


Gres Porcellanato Colorato In Massa . Porcelain Stoneware Coloured In Body
Grès Cérame Coloré Dans La Masse . Durchgefärbtes Feinsteinzeug

TECH INFO



SIZES

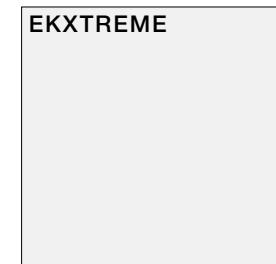
120x240
48"x96"



61,5x121
24"x48"



120x120
48"x48"



60x60
24"x24"



60x120
24"x48"



61x61
24"x24"



30x60
12"x24"



30,4x61
12"x24"



SURFACES

EKXTREME - Lappato campo pieno . Semi-Polished . Semi-poli brillant . Geläpft
120x120 (Fog, Taupe)
120x240 (Fog, Taupe)

Rettificato . Rectified . Rectifié . Rektifiziert
30,4x61 (Fog, Taupe, White)
61x61 (Fog, Taupe, White)
61,5x121 (Fog, Taupe, White)

Lappato campo pieno . Semi-Polished . Semi-poli brillant . Geläpft
30x60 (Fog, Taupe, White)
60x60 (Fog, Taupe, White)
60x120 (Fog, Taupe, White)

WHITE



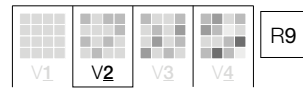
TAUPE



FOG



PIETRA GREY



GRES PORCELLANATO COLORATO IN MASSA . PORCELAIN STONEWARE COLOURED IN BODY

GRÈS CÉRAMÉ COLORÉ DANS LA MASSE . DURCHGEFÄRBTES FEINSTEINZEUG

Rettificato . Rectified . Rectifié . Rektifiziert • Lappato campo pieno . Semi-Polished . Semi-poli brillant . Geläpft



WHITE

30,4x61 . 12"x24"	RETTIFICATO	28,70	R9	9 mm
61x61 . 24"x24"	RETTIFICATO	32,41	R9	10 mm
61,5x121 . 24"x48"	RETTIFICATO	41,67	R9	10 mm
30x60 . 12"x24"	LAPPATO CAMPO PIENO	46,30		9 mm
60x60 . 24"x24"	LAPPATO CAMPO PIENO	50,93		10 mm
60x120 . 24"x48"	LAPPATO CAMPO PIENO	64,81		10 mm



TAUPE

30,4x61 . 12"x24"	RETTIFICATO	28,70	R9	9 mm
61x61 . 24"x24"	RETTIFICATO	32,41	R9	10 mm
61,5x121 . 24"x48"	RETTIFICATO	41,67	R9	10 mm
30x60 . 12"x24"	LAPPATO CAMPO PIENO	46,30		9 mm
60x60 . 24"x24"	LAPPATO CAMPO PIENO	50,93		10 mm
60x120 . 24"x48"	LAPPATO CAMPO PIENO	64,81		10 mm

EKXTREME - Taupe

120x120 . 48"x48"	LAPPATO CAMPO PIENO	98,77	7 mm
120x240 . 48"x96"	LAPPATO CAMPO PIENO	111,11	7 mm



FOG

30,4x61 . 12"x24"	RETTIFICATO	28,70	R9	9 mm
61x61 . 24"x24"	RETTIFICATO	32,41	R9	10 mm
61,5x121 . 24"x48"	RETTIFICATO	41,67	R9	10 mm
30x60 . 12"x24"	LAPPATO CAMPO PIENO	46,30		9 mm
60x60 . 24"x24"	LAPPATO CAMPO PIENO	50,93		10 mm
60x120 . 24"x48"	LAPPATO CAMPO PIENO	64,81		10 mm

EKXTREME - Fog


120x120 . 48"x48"	LAPPATO CAMPO PIENO	98,77	7 mm
120x240 . 48"x96"	LAPPATO CAMPO PIENO	111,11	7 mm

Decori - Decors - Decors - Dekore




MOSAICO 36 PZ. (5x5)
30,2x30,2 . 12"x12"

WHITE	15,43
-------	-------



MOSAICO 36 PZ. (5x5)
30,2x30,2 . 12"x12"

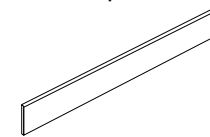
TAUPE	15,43
-------	-------



MOSAICO 36 PZ. (5x5)
30,2x30,2 . 12"x12"

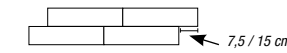
FOG	15,43
-----	-------

Pezzi speciali - Trims - Pièces spéciales - Formstücke



BATTISCOPA
7,5x60 . 3"x24"

WHITE	8,64
TAUPE	8,64
FOG	8,64



Nei formati rettangolari si consiglia la posa sfalsata irregolare del prodotto onde evitare problemi di planarità.

For the rectangular sizes is it advisable to stagger the product irregularly when laying it to avoid problems in flatness.

Pour les formats rectangulaire nous vous conseillons d'adopter la pose irrégulière à joints décalés pour le produit a fin d'éviter tout problème de planéité.

Für die Rechteckig Formate empfehlen wir die unregelmäßige versetzte Verlegung dieser Fliese, um Probleme mit der Ebenfächigkeit zu vermeiden.




Per i materiali lappati vedi istruzioni pag. 348

For polished materials, see instruction page 348

Pour les articles en finition lappato, voyez instructions à la page 348

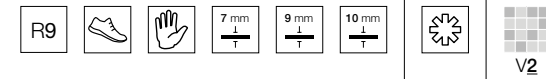
Fuer die polierte Materialien, siehe Hinweise auf Seite 348



LIMESTONE


Gres Porcellanato Colorato In Massa . Porcelain Stoneware Coloured In Body
Grès Cérame Coloré Dans La Masse . Durchgefärbtes Feinsteinzeug

TECH INFO

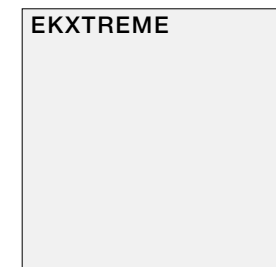


SIZES

120x240
48"x96"



120x120
48"x48"



30x60
12"x24"




30,8x61,5
12"x24"



60x60
24"x24"



61,5x61,5
24"x24"



61,5x121
24"x48"



60x120
24"x48"



SURFACES

EKXTREME - Lappato campo pieno . Semi-Polished . Semi-poli brillant . Geläpft

120x120 (Grey)

120x240 (Grey)

Naturale . Natural . Naturel . Natur

30,8x61,5 (White, Beige, Grey)

61,5x61,5 (White, Beige, Grey)

Rettificato . Rectified . Rectifié . Rektifiziert

61,5x121 (White, Beige, Grey)

Lappato campo pieno . Semi-Polished . Semi-poli brillant . Geläpft

30x60 (White, Beige, Grey)

60x60 (White, Beige, Grey)

60x120 (White, Beige, Grey)

WHITE

BEIGE

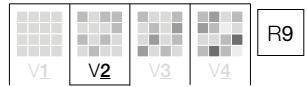
GREY



PAVIMENTO.FLOOR
LIMESTONE BEIGE
60x120 • 24"x48" LAPP.

RIVESTIMENTO.WALL TILE
LIMESTONE BEIGE
30,8x61,5 • 12"x24"
LIMESTONE MOSAICO 36 PZ (5X5) BEIGE
30,2x30,2 • 12"x12"

LIMESTONE



WHITE

30,8x61,5 . 12"x24"	NATURALE	24,07	R9	9 mm
61,5x61,5 . 24"x24"	NATURALE	27,78	R9	10 mm
61,5x121 . 24"x48"	RETTIFICATO	41,67	R9	10 mm
30x60 . 12"x24"	LAPPATO CAMPO PIENO	46,30		9 mm
60x60 . 24"x24"	LAPPATO CAMPO PIENO	50,93		10 mm
60x120 . 24"x48"	LAPPATO CAMPO PIENO	64,81		10 mm



BEIGE

30,8x61,5 . 12"x24"	NATURALE	24,07	R9	9 mm
61,5x61,5 . 24"x24"	NATURALE	27,78	R9	10 mm
61,5x121 . 24"x48"	RETTIFICATO	41,67	R9	10 mm
30x60 . 12"x24"	LAPPATO CAMPO PIENO	46,30		9 mm
60x60 . 24"x24"	LAPPATO CAMPO PIENO	50,93		10 mm
60x120 . 24"x48"	LAPPATO CAMPO PIENO	64,81		10 mm



GREY

30,8x61,5 . 12"x24"	NATURALE	24,07	R9	9 mm
61,5x61,5 . 24"x24"	NATURALE	27,78	R9	10 mm
61,5x121 . 24"x48"	RETTIFICATO	41,67	R9	10 mm
30x60 . 12"x24"	LAPPATO CAMPO PIENO	46,30		9 mm
60x60 . 24"x24"	LAPPATO CAMPO PIENO	50,93		10 mm
60x120 . 24"x48"	LAPPATO CAMPO PIENO	64,81		10 mm

EKXTREME - Grey

120x120 . 48"x48"	LAPPATO CAMPO PIENO	98,77	7 mm
120x240 . 48"x96"	LAPPATO CAMPO PIENO	111,11	7 mm

GRES PORCELLANATO COLORATO IN MASSA . PORCELAIN STONEWARE COLOURED IN BODY

GRÈS CÉRAMÉ COLORÉ DANS LA MASSE . DURCHGEFÄRBTES FEINSTEINZEUG

Naturale . Natural . Naturel . Natur • **Rettificato** . Rectified . Rectifié . Rektifiziert

Lappato campo pieno . Semi-Polished . Semi-poli brillant . Geläpft

Decorì - Decors - Decors - Dekore




MOSAICO 36 PZ. (5x5)
30,2x30,2 . 12"x12"

WHITE MATT	12,04
------------	-------



MOSAICO 36 PZ. (5x5)
30,2x30,2 . 12"x12"

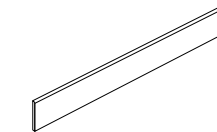
BEIGE MATT	12,04
------------	-------



MOSAICO 36 PZ. (5x5)
30,2x30,2 . 12"x12"


GREY MATT	12,04
-----------	-------

Pezzi speciali - Trims - Pièces spéciales - Formstücke





BATTISCOPIA
7,5x61,5 . 3"x24"

WHITE LAPP	6,48
BEIGE LAPP	6,48
GREY LAPP	6,48



BATTISCOPIA
6,5x121 . 2⁵⁹/₁₆x48"

WHITE MATT	18,52
BEIGE MATT	18,52
GREY MATT	18,52



Nei formati rettangolari si consiglia la posa sfalsata irregolare del prodotto onde evitare problemi di planarità.

For the rectangular sizes is it advisable to stagger the product irregularly when laying it to avoid problems in flatness.

Pour les formates rectangulaire nous vous conseillons d'adopter la pose irrégulière à joints décalés pour le produit a fin d'éviter tout problème de planéité.

Für die Rechteckig Formate empfehlen wir die unregelmäßige versetzte Verlegung dieser Fliese, um Probleme mit der Ebenfächigkeit zu vermeiden.



Per i materiali lappati vedi istruzioni pag. 348

For polished materials, see instruction page 348

Pour les articles en finition lappato, voyez instructions à la page 348

Fuer die polierte Materialien, siehe Hinweise auf Seite 348

VISIONNAIRE

Gres Porcellanato Colorato In Massa . Porcelain Stoneware Coloured In Body
Grès Cérame Coloré Dans La Masse . Durchgefärbtes Feinsteinzeug

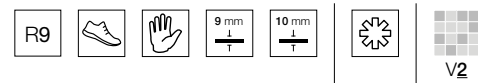
SILVER

GREY

TAUPE

CHARCOAL

TECH INFO



SIZES

61,5x121
24"x48"

30,8x61,5
12"x24"

30,4x61
12"x24"

SURFACES

Naturale . Natural . Naturel . Natur

30,8x61,5 (Charcoal, Grey, Silver, Taupe)

Rettificato . Rectified . Rectifié . Rektifiziert

30,4x61 (Charcoal, Grey, Silver, Taupe)

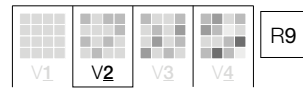
61,5x121 (Charcoal, Grey, Silver, Taupe)



PAVIMENTO.FLOOR
VISIONNAIRE SILVER
61,5x121 • 24"x48" RETT.

RIVESTIMENTO.WALL TILE
VISIONNAIRE SILVER
30,4x61 • 12"x24" RETT.
VISIONNAIRE MOSAICO 36 PZ (5X5) SILVER
30,2x30,2 • 12"x12"

VISIONNAIRE




SILVER

61,5x121 . 24"x48"	RETTIFICATO	41,67	R9	10 mm
30,4x61 . 12"x36"	RETTIFICATO	28,70	R9	9 mm
30,8x61,5 . 12"x24"	NATURALE	24,07	R9	9 mm



GREY

61,5x121 . 24"x48"	RETTIFICATO	41,67	R9	10 mm
30,4x61 . 12"x36"	RETTIFICATO	28,70	R9	9 mm
30,8x61,5 . 12"x24"	NATURALE	24,07	R9	9 mm



TAUPE

61,5x121 . 24"x48"	RETTIFICATO	41,67	R9	10 mm
30,4x61 . 12"x36"	RETTIFICATO	28,70	R9	9 mm
30,8x61,5 . 12"x24"	NATURALE	24,07	R9	9 mm




CHARCOAL

61,5x121 . 24"x48"	RETTIFICATO	41,67	R9	10 mm
30,4x61 . 12"x36"	RETTIFICATO	28,70	R9	9 mm
30,8x61,5 . 12"x24"	NATURALE	24,07	R9	9 mm


GRES PORCELLANATO COLORATO IN MASSA . PORCELAIN STONEWARE COLOURED IN BODY
GRÈS CÉRAMÉ COLORÉ DANS LA MASSE . DURCHGEFÄRBTES FEINSTEINZEUG
Naturale . Natural . Naturel . Natur • Rettificato . Rectified . Rectifié . Rektifiziert

Decori - Decors - Decors - Dekore




MOSAICO 36 PZ. (5x5)
30,2x30,2 . 12"x12"

SILVER	12,04
--------	-------




MOSAICO 36 PZ. (5x5)
30,2x30,2 . 12"x12"

GREY	12,04
------	-------



MOSAICO 36 PZ. (5x5)
30,2x30,2 . 12"x12"

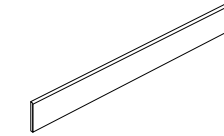
TAUPE	12,04
-------	-------



MOSAICO 36 PZ. (5x5)
30,2x30,2 . 12"x12"

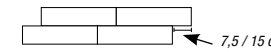
CHARCOAL	12,04
----------	-------

Pezzi speciali - Trims - Pièces spéciales - Formstücke



BATTISCOPA
7,5x61,5 . 3"x24"

SILVER	6,48
GREY	6,48
TAUPE	6,48
CHARCOAL	6,48



Nei formati rettangolari si consiglia la posa sfalsata irregolare del prodotto onde evitare problemi di planarità.
For the rectangular sizes is it advisable to stagger the product irregularly when laying it to avoid problems in flatness.
Pour les formates rectangulaire nous vous conseillons d'adopter la pose irrégulière à joints décalés pour le produit a fin d'éviter tout problème de planéité.
Für die Rechteckig Formate empfehlen wir die unregelmäßige versetzte Verlegung dieser Fliese, um Probleme mit der Ebenfächigkeit zu vermeiden.

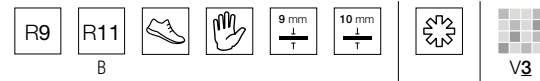


VISIONNAIRE SILVER 61,5x121 • 24"x48" RETT.

PRECIOUS

Gres Porcellanato Colorato In Massa . Porcelain Stoneware Coloured In Body
Grès Cérame Coloré Dans La Masse . Durchgefärbtes Feinsteinzeug

TECH INFO




SIZES

61,5x61,5
24"x48"



61x61
24"x48"



30,8x61,5
12"x24"



30,4x61
12"x24"



SURFACES

Sabbiato Rettificato . Rectified Antislip . Antidérapant Rectifié . Rau-Rektifiziert

30,4x61 (Grey, Bone, Walnut, White)

61x61 (Grey, Bone, Walnut, White)

Rettificato . Rectified . Rectifié . Rektifiziert

30,4x61 (Grey, Bone, Walnut, White)

61x61 (Grey, Bone, Walnut, White)

Naturale . Natural . Naturel . Natur

30,8x61,5 (Grey, Bone, Walnut, White)

61,5x61,5 (Grey, Bone, Walnut, White)

Sabbiato . Antislip . Antidérapant . Rau

30,8x61,5 (Grey, Bone, Walnut, White)

61,5x61,5 (Grey, Bone, Walnut, White)

WHITE

GREY

BONE

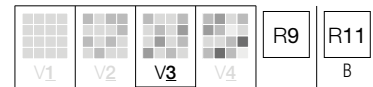
WALNUT



PAVIMENTO.FLOOR
PRECIOUS BONE
61x61 • 24"x48" RETT.

RIVESTIMENTO.WALL TILE
PRECIOUS BONE
30,4x61 • 12"x24" RETT.
PRECIOUS MOSAICO 36 PZ (5X5) BONE
30,2x30,2 • 12"x12"

PRECIOUS




WHITE

30,8x61,5 . 12"x24"	NATURALE	24,07	R9	9 mm
61,5x61,5 . 24"x24"	NATURALE	27,78	R9	10 mm
30,8x61,5 . 12"x24"	SABBIATO	25,62	R11 B	9 mm
61,5x61,5 . 24"x24"	SABBIATO	29,32	R11 B	10 mm
30,4x61 . 12"x24"	RETTIFICATO	28,70	R9	9 mm
61x61 . 24"x24"	RETTIFICATO	32,41	R9	10 mm
30,4x61 . 12"x24"	RETTIFICATO SABBIATO	33,33	R11 B	9 mm
61x61 . 24"x24"	RETTIFICATO SABBIATO	33,95	R11 B	10 mm




GREY

30,8x61,5 . 12"x24"	NATURALE	24,07	R9	9 mm
61,5x61,5 . 24"x24"	NATURALE	27,78	R9	10 mm
30,8x61,5 . 12"x24"	SABBIATO	25,62	R11 B	9 mm
61,5x61,5 . 24"x24"	SABBIATO	29,32	R11 B	10 mm
30,4x61 . 12"x24"	RETTIFICATO	28,70	R9	9 mm
61x61 . 24"x24"	RETTIFICATO	32,41	R9	10 mm
30,4x61 . 12"x24"	RETTIFICATO SABBIATO	33,33	R11 B	9 mm
61x61 . 24"x24"	RETTIFICATO SABBIATO	33,95	R11 B	10 mm



BONE

30,8x61,5 . 12"x24"	NATURALE	24,07	R9	9 mm
61,5x61,5 . 24"x24"	NATURALE	27,78	R9	10 mm
30,8x61,5 . 12"x24"	SABBIATO	25,62	R11 B	9 mm
61,5x61,5 . 24"x24"	SABBIATO	29,32	R11 B	10 mm
30,4x61 . 12"x24"	RETTIFICATO	28,70	R9	9 mm
61x61 . 24"x24"	RETTIFICATO	32,41	R9	10 mm
30,4x61 . 12"x24"	RETTIFICATO SABBIATO	33,33	R11 B	9 mm
61x61 . 24"x24"	RETTIFICATO SABBIATO	33,95	R11 B	10 mm



WALNUT

30,8x61,5 . 12"x24"	NATURALE	24,07	R9	9 mm
61,5x61,5 . 24"x24"	NATURALE	27,78	R9	10 mm
30,8x61,5 . 12"x24"	SABBIATO	25,62	R11 B	9 mm
61,5x61,5 . 24"x24"	SABBIATO	29,32	R11 B	10 mm
30,4x61 . 12"x24"	RETTIFICATO	28,70	R9	9 mm
61x61 . 24"x24"	RETTIFICATO	32,41	R9	10 mm
30,4x61 . 12"x24"	RETTIFICATO SABBIATO	33,33	R11 B	9 mm
61x61 . 24"x24"	RETTIFICATO SABBIATO	33,95	R11 B	10 mm


GRES PORCELLANATO COLORATO IN MASSA . PORCELAIN STONEWARE COLOURED IN BODY

GRÈS CÉRAMÉ COLORÉ DANS LA MASSE . DURCHGEFÄRBTES FEINSTEINZEUG

Naturale . Natural . Naturel . Natur • Rettificato . Rectified . Rectifié . Rektifiziert

Sabbiato . Sandy . Antidérapant . Rau • Sabbiato Rettificato . Rectified Antislip . Antidérapant Rectifié . Rau-Rektifiziert

Decori - Decors - Decors - Dekore



MOSAICO 36 PZ. (5x5)
30,2x30,2 . 12"x12"

WHITE	12,04
-------	-------




MOSAICO 36 PZ. (5x5)
30,2x30,2 . 12"x12"

GREY	12,04
------	-------



MOSAICO 36 PZ. (5x5)
30,2x30,2 . 12"x12"

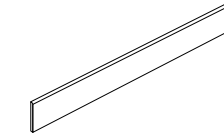
BONE	12,04
------	-------



MOSAICO 36 PZ. (5x5)
30,2x30,2 . 12"x12"

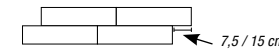
WALNUT	12,04
--------	-------

Pezzi speciali - Trims - Pièces spéciales - Formstücke



BATTISCOPA
7,5x61,5 . 3"x24"

WHITE	6,48
GREY	6,48
BONE	6,48
WALNUT	6,48



Nei formati rettangolari si consiglia la posa sfalsata irregolare del prodotto onde evitare problemi di planarità.

For the rectangular sizes is it advisable to stagger the product irregularly when laying it to avoid problems in flatness.

Pour les formates rectangulaire nous vous conseillons d'adopter la pose irrégulière à joints décalés pour le produit a fin d'éviter tout problème de planéité.

Für die Rechteckig Formate empfehlen wir die unregelmäßige versetzte Verlegung dieser Fliese, um Probleme mit der Ebenflichkeit zu vermeiden.



PRECIOUS WHITE 61x61 • 24"x48" RETT.

EK


- Loop 140
- Pietra di Vals 146
- Valmalenco 150
- Eternity 154
- Moonstone 158
- Fusion 164
- Utah 168
- Urano 172
- Zion 178
- Fitch 182
- Blocks 186
- Quarzi 190



PIETRE

Solo la natura ha bellezze senza tempo.

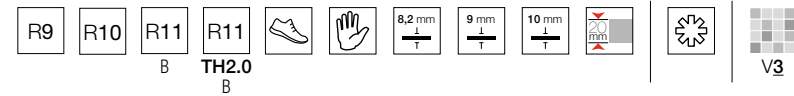
Only nature has timeless beauty.
Seule la nature possède
des beautés atemporelles.
Zeitlose Schönheit gibt
es nur in der Natur.



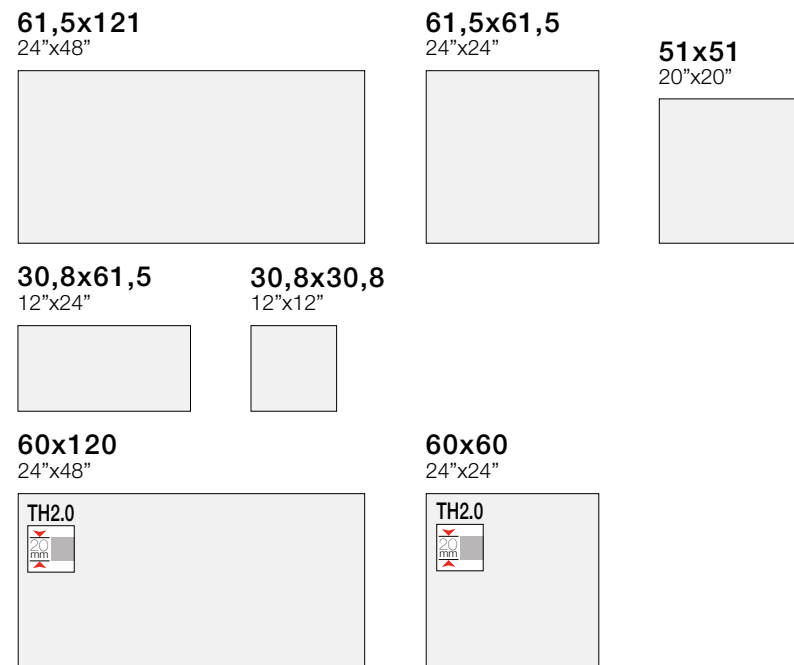
LOOP

Gres Porcellanato Colorato In Massa . Porcelain Stoneware Coloured In Body
Grès Cérame Coloré Dans La Masse . Durchgefärbtes Feinsteinzeug

TECH INFO



SIZES



SURFACES

TH2.0 - Rettificato . Rectified . Rectifié . Rektifiziert

60x60 (TH2.0 Anthracite, TH2.0 Grey)
60x120 (TH2.0 Anthracite, TH2.0 Grey)

Naturale . Natural . Naturel . Natur

30,8x61,5 (Anthracite, Beige, Grey, White)
51x51 (Anthracite, Beige, Grey, White)

Rettificato . Rectified . Rectifié . Rektifiziert

61,5x121 (Anthracite, Beige, Grey, White)

Strutturato . Textured . Structuré . Strukturiert

30,8x30,8 (Anthracite, Beige, Grey, White) R10
30,8x30,8 (Anthracite, Beige, Grey, White) R11
30,8x61,5 (Anthracite, Beige, Grey, White) R10
30,8x61,5 (Anthracite, Beige, Grey, White) R11
61,5x61,5 (Anthracite, Beige, Grey, White) R10
61,5x121 (Anthracite, Beige, Grey, White) R11

WHITE

BEIGE

GREY

ANTHRACITE



PAVIMENTO.FLOOR
LOOP WHITE 60x60 • 24"x24"

RIVESTIMENTO.WALL TILE
LOOP WHITE 30,8x61,5 • 12"x24" NAT.
LOOP MOSAICO 81 PZ (3X3) WHITE 30,2x30,2 • 12"x12"



LOOP GREY 30,8x61,5 • 12"x24"



PAVIMENTO.FLOOR
LOOP GREY
61,5x121 • 24"x48"

RIVESTIMENTO.WALL TILE
LOOP WHITE
61,5x121 • 24"x48"



LOOP ANTHRACITE 30,8x61,5 • 12"x24"


LOOP



GRES PORCELLANATO COLORATO IN MASSA . PORCELAIN STONEWARE COLOURED IN BODY

GRÈS CÉRAME COLORÉ DANS LA MASSE . DURCHGEFÄRBTES FEINSTEINZEUG

Naturale . Natural . Naturel . Natur • **Rettificato** . Rectified . Rectifié . Rektifiziert • **Strutturato** . Textured . Structuré . Strukturiert
Rettificato TH2.0 . Rectified TH2.0. TH2.0 Rectifié . Rektifiziert TH2.0



WHITE

30,8x30,8 . 12"x12"	STRUTTURATO	18,52	R10	8,2 mm
30,8x30,8 . 12"x12"	STRUTTURATO	20,06	R11 B	8,2 mm
30,8x61,5 . 12"x24"	NATURALE	24,07	R9	9 mm
30,8x61,5 . 12"x24"	STRUTTURATO	24,69	R10	9 mm
30,8x61,5 . 12"x24"	STRUTTURATO	26,23	R11 B	9 mm
51x51 . 20"x20"	NATURALE	25,00	R9	9 mm
61,5x61,5 . 24"x24"	STRUTTURATO	29,32	R10	10 mm
61,5x121 . 24"x48"	RETTIFICATO	41,67	R9	10 mm
61,5x121 . 24"x48"	STRUTTURATO	43,21	R11 B	10 mm



BEIGE

30,8x30,8 . 12"x12"	STRUTTURATO	18,52	R10	8,2 mm
30,8x30,8 . 12"x12"	STRUTTURATO	20,06	R11 B	8,2 mm
30,8x61,5 . 12"x24"	NATURALE	24,07	R9	9 mm
30,8x61,5 . 12"x24"	STRUTTURATO	24,69	R10	9 mm
30,8x61,5 . 12"x24"	STRUTTURATO	26,23	R11 B	9 mm
51x51 . 20"x20"	NATURALE	25,00	R9	9 mm
61,5x61,5 . 24"x24"	STRUTTURATO	29,32	R10	10 mm
61,5x121 . 24"x48"	RETTIFICATO	41,67	R9	10 mm
61,5x121 . 24"x48"	STRUTTURATO	43,21	R11 B	10 mm



GREY

30,8x30,8 . 12"x12"	STRUTTURATO	18,52	R10	8,2 mm
30,8x30,8 . 12"x12"	STRUTTURATO	20,06	R11 B	8,2 mm
30,8x61,5 . 12"x24"	NATURALE	24,07	R9	9 mm
30,8x61,5 . 12"x24"	STRUTTURATO	24,69	R10	9 mm
30,8x61,5 . 12"x24"	STRUTTURATO	26,23	R11 B	9 mm
51x51 . 20"x20"	NATURALE	25,00	R9	9 mm
61,5x61,5 . 24"x24"	STRUTTURATO	29,32	R10	10 mm
61,5x121 . 24"x48"	RETTIFICATO	41,67	R9	10 mm
61,5x121 . 24"x48"	STRUTTURATO	43,21	R11 B	10 mm



ANTHRACITE

30,8x30,8 . 12"x12"	STRUTTURATO	18,52	R10	8,2 mm
30,8x30,8 . 12"x12"	STRUTTURATO	20,06	R11 B	8,2 mm
30,8x61,5 . 12"x24"	NATURALE	24,07	R9	9 mm
30,8x61,5 . 12"x24"	STRUTTURATO	24,69	R10	9 mm
30,8x61,5 . 12"x24"	STRUTTURATO	26,23	R11 B	9 mm
51x51 . 20"x20"	NATURALE	25,00	R9	9 mm
61,5x61,5 . 24"x24"	STRUTTURATO	29,32	R10	10 mm
61,5x121 . 24"x48"	RETTIFICATO	41,67	R9	10 mm
61,5x121 . 24"x48"	STRUTTURATO	43,21	R11 B	10 mm

TH2.0 - Grey • 20MM

60x60 . 24"x24"	RETTIFICATO	57,10	R11 B	
60x120 . 24"x48"	RETTIFICATO	74,07	R11 B	


TH2.0 - Anthracite • 20MM

60x60 . 24"x24"	RETTIFICATO	57,10	R11 B	
60x120 . 24"x48"	RETTIFICATO	74,07	R11 B	



LOOP WHITE 30,8x61,5 • 12"x24"

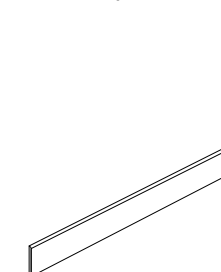
Decori - Decors - Decors - Dekore



MOSAICO 36 PZ. (5x5)
30,2x30,2 . 12"x12"

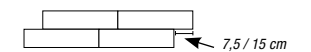
WHITE	12,04
BEIGE	12,04
GREY	12,04
ANTHRACITE	12,04

Pezzi speciali - Trims - Pièces spéciales - Formstücke



BATTISCOPA
7,5x61,5 . 3"x24"

WHITE	6,48
BEIGE	6,48
GREY	6,48
ANTHRACITE	6,48

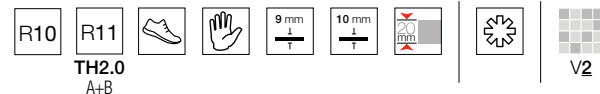


Nei formati rettangolari si consiglia la posa sfalsata irregolare del prodotto onde evitare problemi di planarità.
For the rectangular sizes is it advisable to stagger the product irregularly when laying it to avoid problems in flatness.
Pour les formats rectangulaire nous vous conseillons d'adopter la pose irrégulière à joints décalés pour le produit a fin d'éviter tout problème de planéité.
Für die Rechteckig Formate empfehlen wir die unregelmäßige versetzte Verlegung dieser Fliese, um Probleme mit der Ebenfähigkeit zu vermeiden.

PIETRA DI VALS

Gres Porcellanato Colorato In Massa . Porcelain Stoneware Coloured In Body
Grès Cérame Coloré Dans La Masse . Durchgefärbtes Feinsteinzeug

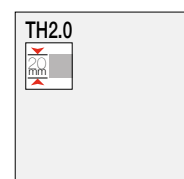
TECH INFO



SIZES

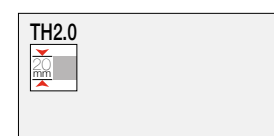
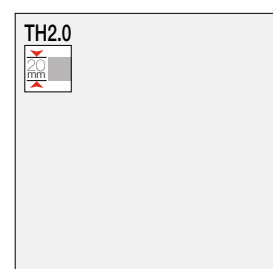
60x120
24"x48"

60x60
24"x24"




90x90
36"x36"

45x90
18"x36"



45x90
18"x36"

61,5x61,5
24"x24"



30,8x61,5
12"x24"



SURFACES

TH2.0 - Rettificato . Rectified . Rectifié . Rektifiziert

60x60 (TH2.0 Grey)
45x90 (TH2.0 Grey)
90x90 (TH2.0 Grey)
60x120 (TH2.0 Grey)

Naturale . Natural . Naturel . Natur

30,8x61,5 (White, Grey, Anthracite)
61,5x61,5 (White, Grey, Anthracite)

Rettificato . Rectified . Rectifié . Rektifiziert

45x90 (White, Grey, Anthracite)

WHITE



GREY



ANTHRACITE

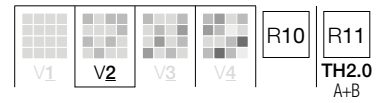


TH2.0 PIETRA DI VALS GREY 45x90 • 18"x36" RETT.



TH2.0 PIETRA DI VALS
GREY 60x120 • 24"x48" RETT.
ELEMENTO A L 30x120 • 12"x48" RETT.

PIETRA DI VALS



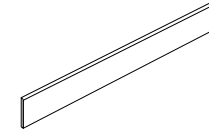
GRES PORCELLANATO COLORATO IN MASSA . PORCELAIN STONEWARE COLOURED IN BODY
GRÈS CÉRAMÉ COLORÉ DANS LA MASSE . DURCHGEFÄRBTES FEINSTEINZEUG
Naturale . Natural . Naturel . Natur • **Rettificato** . Rectified . Rectifié . Rektifiziert
Rettificato TH2.0 . Rectified TH2.0. TH2.0 Rectifié . Rektifiziert TH2.0



WHITE

30,8x61,5 . 12"x 24"	NATURALE	24,07	R10	9 mm
61,5x61,5 . 12"x 24"	NATURALE	27,78	R9	10 mm
45x90 . 18"x36"	RETTIFICATO	40,12	R10	10 mm

Pezzi speciali - Trims - Pièces spéciales - Formstücke



BATTISCOPIA
7,5x61,5 . 3"x24"

WHITE	6,48
GREY	6,48
ANTHRACITE	6,48

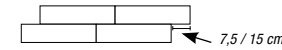


GREY


30,8x61,5 . 12"x 24"	NATURALE	24,07	R10	9 mm
61,5x61,5 . 12"x 24"	NATURALE	27,78	R9	10 mm
45x90 . 18"x36"	RETTIFICATO	40,12	R10	10 mm

TH2.0 - **Grey** • 20MM

60x120 . 24"x48"	RETTIFICATO	74,07	R11 B	
60x60 . 24"x 24"	RETTIFICATO	57,10	R11 B	
90x90 . 36"x36"	RETTIFICATO	86,42	R11 B	
45x90 . 18"x36"	RETTIFICATO	60,19	R11 B	



Nei formati rettangolari si consiglia la posa sfalsata irregolare del prodotto onde evitare problemi di planarità.
For the rectangular sizes is it advisable to stagger the product irregularly when laying it to avoid problems in flatness.
Pour les formates rectangulaire nous vous conseillons d'adopter la pose irrégulière à joints décalés pour le produit a fin d'éviter tout problème de planéité.
Für die Rechteckig Formate empfehlen wir die unregelmäßige versetzte Verlegung dieser Fliese, um Probleme mit der Ebenfähigkeit zu vermeiden.



ANTHRACITE

30,8x61,5 . 12"x 24"	NATURALE	24,07	R10	9 mm
61,5x61,5 . 12"x 24"	NATURALE	27,78	R9	10 mm
45x90 . 18"x36"	RETTIFICATO	40,12	R10	10 mm



PIETRA DI VALS GREY 45x90 • 18"x36"

VALMALENCO

Gres Porcellanato Colorato In Massa . Porcelain Stoneware Coloured In Body
Grès Cérame Coloré Dans La Masse . Durchgefärbtes Feinsteinzeug

CORMOR

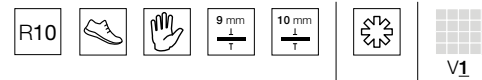
FORASCO

ANTOGNASCO

LANTERNA

NEVASCO

TECH INFO



SIZES

45x90
18"x36"



30,8x61,5
12"x24"



SURFACES

Naturale . Natural . Naturel . Natur

30,8x61,5 (Cormor, Forasco, Antognasco, Lanterna, Nevasco)

Rettificato . Rectified . Rectifié . Rektifiziert

45x90 (Cormor, Forasco, Antognasco, Lanterna)



VALMALENCO



CORMOR

30,8x61,5 . 12"x 24"	NATURALE	24,07	R10	9 mm
45x90 . 18"x36"	RETTIFICATO	40,12	R10	10 mm



FORASCO

30,8x61,5 . 12"x 24"	NATURALE	24,07	R10	9 mm
45x90 . 18"x36"	RETTIFICATO	40,12	R10	10 mm



ANTOGNASCO

30,8x61,5 . 12"x 24"	NATURALE	24,07	R10	9 mm
45x90 . 18"x36"	RETTIFICATO	40,12	R10	10 mm




LANTERNA

30,8x61,5 . 12"x 24"	NATURALE	24,07	R10	9 mm
45x90 . 18"x36"	RETTIFICATO	40,12	R10	10 mm

GRES PORCELLANATO COLORATO IN MASSA . PORCELAIN STONEWARE COLOURED IN BODY

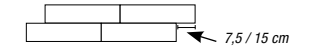
GRÈS CÉRAME COLORÉ DANS LA MASSE . DURCHGEFÄRBTES FEINSTEINZEUG

Naturale . Natural . Naturel . Natur • Rettificato . Rectified . Rectifié . Rektifiziert




NEVASCO

30,8x61,5 . 12"x 24"	NATURALE	24,07	R10	9 mm
----------------------	----------	-------	-----	------




Nei formati rettangolari si consiglia la posa sfalsata irregolare del prodotto onde evitare problemi di planarità.
For the rectangular sizes is it advisable to stagger the product irregularly when laying it to avoid problems in flatness.
Pour les formats rectangulaire nous vous conseillons d'adopter la pose irrégulière à joints décalés pour le produit a fin d'éviter tout problème de planéité.
Für die Rechteckig Formate empfehlen wir die unregelmäßige versetzte Verlegung dieser Fliese, um Probleme mit der Ebenfächigkeit zu vermeiden.

Decorì - Decors - Decors - Dekore



MOSAICO 36 PZ. (5x5) 30,2x30,2 . 12"x12"

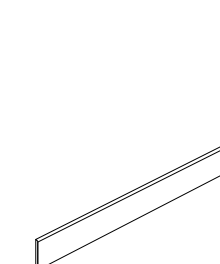
CORMOR	12,04
FORASCO	12,04
ANTOGNASCO	12,04
LANTERNA	12,04
NEVASCO	12,04



MOSAICO 81 PZ. (3x3) 30,2x30,2 . 12"x12"

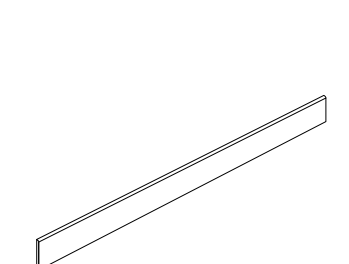
CORMOR	13,58
FORASCO	13,58
ANTOGNASCO	13,58
LANTERNA	13,58
NEVASCO	13,58

Pezzi speciali - Trims - Pièces spéciales - Formstücke



BATTISCOPA 7,5x61,5 . 3"x24"

CORMOR	6,48
FORASCO	6,48
ANTOGNASCO	6,48
LANTERNA	6,48
NEVASCO	6,48



BATTISCOPA 7,5x90 . 3"x36"

CORMOR Rett.	13,27
FORASCO Rett.	13,27
ANTOGNASCO Rett.	13,27
LANTERNA Rett.	13,27
NEVASCO Rett.	13,27

ETERNITY

Gres Porcellanato Colorato In Massa . Porcelain Stoneware Coloured In Body
Grès Cérame Coloré Dans La Masse . Durchgefärbtes Feinsteinzeug

GREY

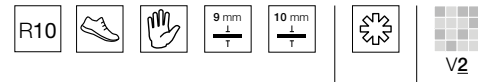
BLACK

BEIGE

BROWN



TECH INFO



SIZES

45x90
18"x36"



30,8x61,5
12"x24"



SURFACES

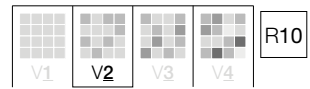
Naturale . Natural . Naturel . Natur
30,8x61,5 (Brown, Grey, Black, Beige)

Rettificato . Rectified . Rectifié . Rektifiziert
45x90 (Brown, Grey, Black, Beige)



Per maggiori informazioni sulle Certificazioni pag. 335
Pour plus d'informations sur les certifications, se référer à pag. 335

ETERNITY



GREY

30,8x61,5 . 12"x24"	NATURALE	24,07	R10	9 mm
45x90 . 18"x36"	RETTIFICATO	40,12	R10	10 mm




BLACK

30,8x61,5 . 12"x24"	NATURALE	24,07	R10	9 mm
45x90 . 18"x36"	RETTIFICATO	40,12	R10	10 mm



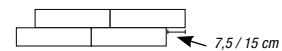
BEIGE

30,8x61,5 . 12"x24"	NATURALE	24,07	R10	9 mm
45x90 . 18"x36"	RETTIFICATO	40,12	R10	10 mm



BROWN

30,8x61,5 . 12"x24"	NATURALE	24,07	R10	9 mm
45x90 . 18"x36"	RETTIFICATO	40,12	R10	10 mm



Nei formati rettangolari si consiglia la posa sfalsata irregolare del prodotto onde evitare problemi di planarità.
For the rectangular sizes is it advisable to stagger the product irregularly when laying it to avoid problems in flatness.
Pour les formats rectangulaire nous vous conseillons d'adopter la pose irrégulière à joints décalés pour le produit a fin d'éviter tout problème de planéité.
Für die Rechteckig Formate empfehlen wir die unregelmäßige versetzte Verlegung dieser Fliese, um Probleme mit der Ebenfächigkeit zu vermeiden.

GRES PORCELLANATO COLORATO IN MASSA . PORCELAIN STONEWARE COLOURED IN BODY


GRÈS CÉRAME COLORÉ DANS LA MASSE . DURCHGEFÄRBTES FEINSTEINZEUG

Naturale . Natural . Naturel . Natur • Rettificato . Rectified . Rectifié . Rektifiziert




ETERNITY GREY 45x90 • 18"x36" RETT.

Decori - Decors - Decors - Dekore



MOSAICO 36 PZ. (5x5)
30,2x30,2 . 12"x12"

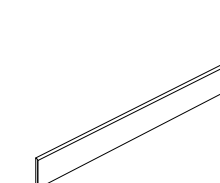
GREY	12,04
BLACK	12,04
BEIGE	12,04
BROWN	12,04



MOSAICO 81 PZ. (3x3)
30,2x30,2 . 12"x12"

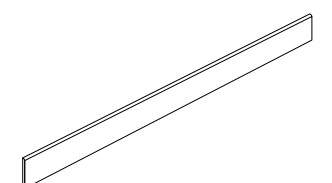
GREY	13,58
BLACK	13,58
BEIGE	13,58
BROWN	13,58

Pezzi speciali - Trims - Pièces spéciales - Formstücke



BATTISCOPA
7,5x61,5 . 3"x24"

GREY	6,48
BLACK	6,48
BEIGE	6,48
BROWN	6,48



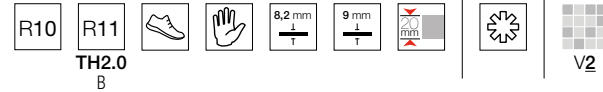
BATTISCOPA
7,5x90 . 3"x36"

GREY Rett.	13,27
BLACK Rett.	13,27
BEIGE Rett.	13,27
BROWN Rett.	13,27

MOONSTONE

Gres Porcellanato Colorato In Massa . Porcelain Stoneware Coloured In Body
Grès Cérame Coloré Dans La Masse . Durchgefärbtes Feinsteinzeug

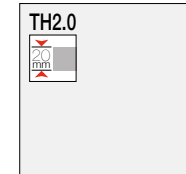

TECH INFO



SIZES

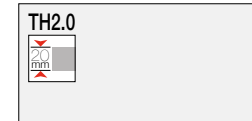
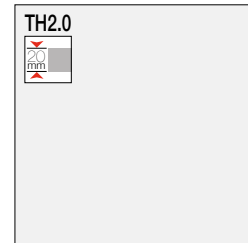
60x120
24"x48"

60x60
24"x24"



90x90
36"x36"

45x90
18"x36"



30,8x61,5
12"x24"

30,8x30,8
12"x12"



SURFACES

TH2.0 - Rettificato . Rectified . Rectifié . Rektifiziert

45x90 (TH2.0 Cream, TH2.0 Grey)

60x60 (TH2.0 Cream, TH2.0 Grey)

90x90 (TH2.0 Cream, TH2.0 Grey)

60x120 (TH2.0 Cream, TH2.0 Grey)

Naturale . Natural . Naturel . Natur

30,8x30,8 (Beige, Brown, Grey, Black, Cream, Piombo)

30,8x61,5 (Beige, Brown, Grey, Black, Cream, Piombo)



Per maggiori informazioni sulle Certificazioni pag. 335
Pour plus d'informations sur les certifications, se référer à pag. 335

BEIGE

BROWN

GREY

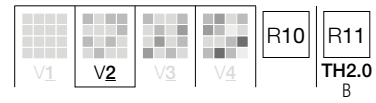
BLACK

CREAM

PIOMBO



MOONSTONE




GRES PORCELLANATO COLORATO IN MASSA . PORCELAIN STONEWARE COLOURED IN BODY
 GRÈS CÉRAMÉ COLORÉ DANS LA MASSE . DURCHGEFÄRBTES FEINSTEINZEUG
 Naturale . Natural . Naturel . Natur • Rettificato TH2.0 . Rectified TH2.0. TH2.0 Rectifié . Rektifiziert TH2.0




BEIGE

30,8x30,8 . 12"x12"	NATURALE	18,52	R10	8,2 mm
30,8x61,5 . 12"x24"	NATURALE	24,07	R10	9 mm



BLACK

30,8x30,8 . 12"x12"	NATURALE	18,52	R10	8,2 mm
30,8x61,5 . 12"x24"	NATURALE	24,07	R10	9 mm



BROWN

30,8x30,8 . 12"x12"	NATURALE	18,52	R10	8,2 mm
30,8x61,5 . 12"x24"	NATURALE	24,07	R10	9 mm



CREAM

30,8x30,8 . 12"x12"	NATURALE	18,52	R10	8,2 mm
30,8x61,5 . 12"x24"	NATURALE	24,07	R10	9 mm

TH2.0 - **Cream** • 20MM

45x90 . 18"x36"	RETTIFICATO	60,19	R11 B	
60x60 . 24"x24"	RETTIFICATO	57,10	R11 B	
60x120 . 24"x48"	RETTIFICATO	74,07	R11 B	
90x90 . 36"x36"	RETTIFICATO	86,42	R11 B	




GREY

30,8x30,8 . 12"x12"	NATURALE	18,52	R10	8,2 mm
30,8x61,5 . 12"x24"	NATURALE	24,07	R10	9 mm

TH2.0 - **Grey** • 20MM

45x90 . 18"x36"	RETTIFICATO	60,19	R11 B	
60x60 . 24"x24"	RETTIFICATO	57,10	R11 B	
60x120 . 24"x48"	RETTIFICATO	74,07	R11 B	
90x90 . 36"x36"	RETTIFICATO	86,42	R11 B	





PIOMBO

30,8x30,8 . 12"x12"	NATURALE	18,52	R10	8,2 mm
30,8x61,5 . 12"x24"	NATURALE	24,07	R10	9 mm


MOONSTONE

Decori - Decors - Decors - Dekore



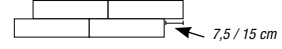
MOSAICO 144 PZ. (2,3x2,3) 
30,2x30,2 . 12"x12"

BEIGE	15,43
BROWN	15,43
GREY	15,43
BLACK	15,43
CREAM	15,43
PIOMBO	15,43



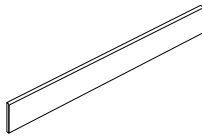
MOSAICO MATTONE 18 PZ. (5x10) 
30,2x30,2 . 12"x12"

BEIGE	12,04
BROWN	12,04
GREY	12,04
BLACK	12,04
CREAM	12,04
PIOMBO	12,04



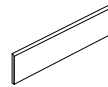
*Nei formati rettangolari si consiglia la posa sfalsata irregolare del prodotto onde evitare problemi di planarità.
For the rectangular sizes is it advisable to stagger the product irregularly when laying it to avoid problems in flatness.
Pour les formats rectangulaire nous vous conseillons d'adopter la pose irrégulière à joints décalés pour le produit a fin d'éviter tout problème de planéité.
Für die Rechteckig Formate empfehlen wir die unregelmäßige versetzte Verlegung dieser Fliese, um Probleme mit der Ebenfächigkeit zu vermeiden.*

Pezzi speciali - Trims - Pièces spéciales - Formstücke



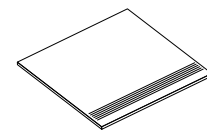
BATTISCOPA 
7,5x61,5 . 3"x24"

BEIGE	6,48
BROWN	6,48
GREY	6,48
BLACK	6,48
CREAM	6,48
PIOMBO	6,48




BATTISCOPA 
7,5x30,8 . 3"x12"

BEIGE	2,62
BROWN	2,62
GREY	2,62
BLACK	2,62
CREAM	2,62
PIOMBO	2,62



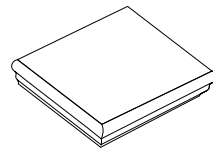
GRADINO 
30,8x30,8 . 12"x12"

BEIGE	5,86
BROWN	5,86
GREY	5,86
BLACK	5,86
CREAM	5,86
PIOMBO	5,86



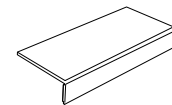
GRADONE CON TORO APPLICATO 
30,8x30,8 . 12"x12"

BEIGE	26,23
BROWN	26,23
GREY	26,23
BLACK	26,23
CREAM	26,23
PIOMBO	26,23



GRADONE CON TORO ANG. APP. 
30,8x30,8 . 12"x12"

BEIGE	38,58
BROWN	38,58
GREY	38,58
BLACK	38,58
CREAM	38,58
PIOMBO	38,58



ELEMENTO "L" INCOLLATO 
15x30,8x5 . 6"x12"x2"

BEIGE	8,95
BROWN	8,95
GREY	8,95
BLACK	8,95
CREAM	8,95
PIOMBO	8,95



MOONSTONE CREAM 30,8x61,5 • 12"x24"

FUSION

Gres Porcellanato Colorato In Massa . Porcelain Stoneware Coloured In Body
Grès Cérame Coloré Dans La Masse . Durchgefärbtes Feinsteinzeug


WHITE



GREY



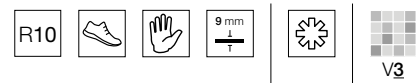
WALNUT



BLACK



TECH INFO



SIZES

30,8x61,5
12"x24"



30,4x61
12"x24"



SURFACES

Naturale . Natural . Naturel . Natur

30,8x61,5 (White, Grey, Walnut, Black)

Lappato in cresta . Honed . Semi-poli . Geläpft

30,4x61 (White, Grey, Walnut, Black)


FUSION



GRES PORCELLANATO COLORATO IN MASSA . PORCELAIN STONEWARE COLOURED IN BODY

GRÈS CÉRAMÉ COLORÉ DANS LA MASSE . DURCHGEFÄRBTES FEINSTEINZEUG

Naturale . Natural . Naturel . Natur • Lappato in cresta . Honed . Semi-poli . Geläpft



WHITE

30,8x61,5 . 12"x24"	NATURALE	24,69	R10	9 mm
30,4x61 . 12"x24"	LAPPATO	40,12		9 mm




GREY

30,8x61,5 . 12"x24"	NATURALE	24,69	R10	9 mm
30,4x61 . 12"x24"	LAPPATO	40,12		9 mm



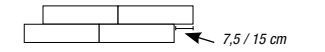
WALNUT

30,8x61,5 . 12"x24"	NATURALE	24,69	R10	9 mm
30,4x61 . 12"x24"	LAPPATO	40,12		9 mm



BLACK


30,8x61,5 . 12"x24"	NATURALE	24,69	R10	9 mm
30,4x61 . 12"x24"	LAPPATO	40,12		9 mm



Nei formati rettangolari si consiglia la posa sfalsata irregolare del prodotto onde evitare problemi di planarità.
For the rectangular sizes is it advisable to stagger the product irregularly when laying it to avoid problems in flatness.
Pour les formats rectangulaire nous vous conseillons d'adopter la pose irrégulière à joints décalés pour le produit a fin d'éviter tout problème de planéité.
Für die Rechteckig Formate empfehlen wir die unregelmäßige versetzte Verlegung dieser Fliese, um Probleme mit der Ebenfähigkeit zu vermeiden.


Per i materiali lappati vedi istruzioni pag. 348
For polished materials, see instruction page 348
Pour les articles en finition lappato, voyez instructions à la page 348
Für die polierte Materialien, siehe Hinweise auf Seite 348

Decori - Decors - Decors - Dekore



MOSAICO 36 PZ. (5x5) 30,2x30,2 . 12"x12"

WHITE	12,04
GREY	12,04
WALNUT	12,04
BLACK	12,04

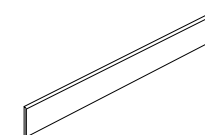


MOSAICO LINEARE 12 PZ. (2,3x30,2) 30,2x30,2 . 12"x12"

WHITE	12,04
GREY	12,04
WALNUT	12,04
BLACK	12,04

Pezzi speciali

Trims - Pièces spéciales - Formstücke



BATTISCOPA 7,5x61,5 . 3"x24"

WHITE	6,48
GREY	6,48
WALNUT	6,48
BLACK	6,48

UTAH

Gres Porcellanato Colorato In Massa . Porcelain Stoneware Coloured In Body
Grès Cérame Coloré Dans La Masse . Durchgefärbtes Feinsteinzeug

DESERT

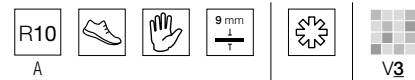
GLACIER

GRANITE

SLATE



TECH INFO



SIZES

51x51
20"x20"



30,8x61,5
12"x24"



SURFACES

Naturale . Natural . Naturel . Natur

30,8x61,5 (Desert, Glacier, Granite, Slate)

51x51 (Desert, Glacier, Granite, Slate)



DESERT

51x51 . 20"x20"	NATURALE	25,00	R10 A	9 mm
30,8x61,5 . 12"x24"	NATURALE	24,07	R10 A	9 mm



GLACIER

51x51 . 20"x20"	NATURALE	25,00	R10 A	9 mm
30,8x61,5 . 12"x24"	NATURALE	24,07	R10 A	9 mm



GRANITE

51x51 . 20"x20"	NATURALE	25,00	R10 A	9 mm
30,8x61,5 . 12"x24"	NATURALE	24,07	R10 A	9 mm



SLATE

51x51 . 20"x20"	NATURALE	25,00	R10 A	9 mm
30,8x61,5 . 12"x24"	NATURALE	24,07	R10 A	9 mm

GRES PORCELLANATO COLORATO IN MASSA . PORCELAIN STONEWARE COLOURED IN BODY
GRÈS CÉRAME COLORÉ DANS LA MASSE . DURCHGEFÄRBTES FEINSTEINZEUG
Naturale . Natural . Naturel . Natur

Decorì - Decors - Decors - Dekore



MOSAICO 36 PZ. (5x5)
30,2x30,2 . 12"x12"

DESERT	12,04
--------	-------




MOSAICO 36 PZ. (5x5)
30,2x30,2 . 12"x12"

GLACIER	12,04
---------	-------



MOSAICO 36 PZ. (5x5)
30,2x30,2 . 12"x12"

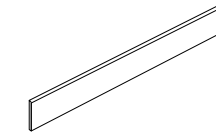
GRANITE	12,04
---------	-------



MOSAICO 36 PZ. (5x5)
30,2x30,2 . 12"x12"

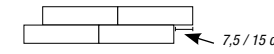
SLATE	12,04
-------	-------

Pezzi speciali - Trims - Pièces spéciales - Formstücke



BATTISCOPA
7,5x61,5 . 3"x24"

DESERT	6,48
GLACIER	6,48
GRANITE	6,48
SLATE	6,48



Nei formati rettangolari si consiglia la posa sfalsata irregolare del prodotto onde evitare problemi di planarità.
For the rectangular sizes is it advisable to stagger the product irregularly when laying it to avoid problems in flatness.
Pour les formats rectangulaire nous vous conseillons d'adopter la pose irrégulière à joints décalés pour le produit a fin d'éviter tout problème de planéité.
Für die Rechteckig Formate empfehlen wir die unregelmäßige versetzte Verlegung dieser Fliese, um Probleme mit der Ebenflächigkeit zu vermeiden.




UTAH GRANITE 30,8x61,5 • 12"x24"

URANO

Gres Porcellanato Colorato In Massa . Porcelain Stoneware Coloured In Body
Grès Cérame Coloré Dans La Masse . Durchgefärbtes Feinsteinzeug




BEIGE




GRIGIO



NERO



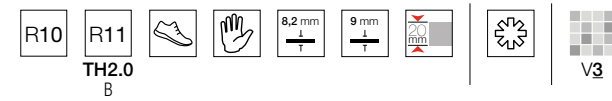
BIANCO



PANNA




TECH INFO

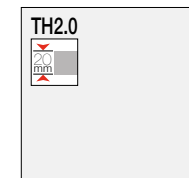


SIZES

60x120
24"x48"



60x60
24"x24"



30,8x61,5
12"x24"



15x30
6"x12"



SURFACES

TH2.0 - Rettificato . Rectified . Rectifié . Rektifiziert

60x60 (TH2.0 Grigio)

60x120 (TH2.0 Grigio)

Naturale . Natural . Naturel . Natur

15x30 (Beige, Grigio, Panna)

30,8x61,5 (Beige, Grigio, Nero, Bianco, Panna)



TH2.0 URANO GRIGIO 61,5x61,5 • 24"x24"

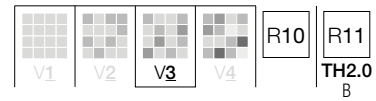


URANO NERO 30,8x61,5 • 12"x24"



URANO BIANCO 30,8x61,5 • 12"x24"

URANO



BEIGE

15x30 . 6"x12"	NATURALE	18,52	R10	8,2 mm
30,8x61,5 . 12"x24"	NATURALE	24,07	R10	9 mm



GRIGIO

15x30 . 6"x12"	NATURALE	18,52	R10	8,2 mm
30,8x61,5 . 12"x24"	NATURALE	24,07	R10	9 mm

TH2.0 - Grigio • 20MM

60x60 . 24"x24"	RETTIFICATO	57,10	R11 B	
60x120 . 24"x48"	RETTIFICATO	74,07	R11 B	



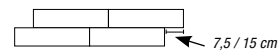
NERO

30,8x61,5 . 12"x24"	NATURALE	24,07	R10	9 mm
---------------------	----------	-------	-----	------



BIANCO

30,8x61,5 . 12"x24"	NATURALE	24,07	R10	9 mm
---------------------	----------	-------	-----	------



Nei formati rettangolari si consiglia la posa sfalsata irregolare del prodotto onde evitare problemi di planarità.
For the rectangular sizes is it advisable to stagger the product irregularly when laying it to avoid problems in flatness.
Pour les formates rectangulaire nous vous conseillons d'adopter la pose irrégulière à joints décalés pour le produit a fin d'éviter tout problème de planéité.
Für die Rechteckig Formate empfehlen wir die unregelmäßige versetzte Verlegung dieser Fliese, um Probleme mit der Ebenfächigkeit zu vermeiden.

GRES PORCELLANATO COLORATO IN MASSA . PORCELAIN STONEWARE COLOURED IN BODY
GRÈS CÉRAME COLORÉ DANS LA MASSE . DURCHGEFÄRBTES FEINSTEINZEUG
Naturale . Natural . Naturel . Natur • Rettificato TH2.0 . Rectified TH2.0 . TH2.0 Rectifié . Rektifiziert TH2.0




PANNA

15x30 . 6"x12"	NATURALE	18,52	R10	8,2 mm
30,8x61,5 . 12"x24"	NATURALE	24,07	R10	9 mm



URANO GRIGIO 30,8x61,5 • 12"x24"

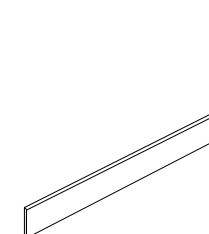
Decorì - Decors - Decors - Dekore



MOSAICO 36 PZ. (5x5)
30,2x30,2 . 12"x12"

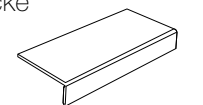
BEIGE	12,04
GRIGIO	12,04
NERO	12,04
BIANCO	12,04
PANNA	12,04

Pezzi speciali - Trims - Pièces spéciales - Formstücke



BATTISCOPA
7,5x61,5 . 3"x24"

BEIGE	6,48
GRIGIO	6,48
NERO	6,48
BIANCO	6,48
PANNA	6,48



ELEMENTO "L" INCOLLATO
15x30,8x5 . 6"x12"x2"

BEIGE	8,95
GRIGIO	8,95
PANNA	8,95

ZION

Gres Porcellanato Colorato In Massa . Porcelain Stoneware Coloured In Body
Grès Cérame Coloré Dans La Masse . Durchgefärbtes Feinsteinzeug

GREY

IVORY

MUSK

CORK

ANTRACITE

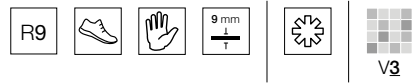


ZION MUSK 30,8x61,5 • 12"x24"



ZION GREY 30,8x61,5 • 12"x24"

TECH INFO



SIZES

30,8x61,5
12"x24"



SURFACES

Naturale . Natural . Naturel . Natur
30,8x61,5 (Grey, Ivory, Musk, Cork, Antracite)




GREY

30,8x61,5 . 12"x24"	NATURALE	24,07	R9	9 mm
---------------------	----------	-------	----	------




IVORY

30,8x61,5 . 12"x24"	NATURALE	24,07	R9	9 mm
---------------------	----------	-------	----	------



MUSK

30,8x61,5 . 12"x24"	NATURALE	24,07	R9	9 mm
---------------------	----------	-------	----	------




CORK

30,8x61,5 . 12"x24"	NATURALE	24,07	R9	9 mm
---------------------	----------	-------	----	------

GRES PORCELLANATO COLORATO IN MASSA . PORCELAIN STONEWARE COLOURED IN BODY

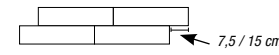
GRÈS CÉRAME COLORÉ DANS LA MASSE . DURCHGEFÄRBTES FEINSTEINZEUG

Naturale . Natural . Naturel . Natur



ANTRACITE

30,8x61,5 . 12"x24"	NATURALE	24,07	R9	9 mm
---------------------	----------	-------	----	------



Nei formati rettangolari si consiglia la posa sfalsata irregolare del prodotto onde evitare problemi di planarità.

For the rectangular sizes is it advisable to stagger the product irregularly when laying it to avoid problems in flatness.

Pour les formats rectangulaire nous vous conseillons d'adopter la pose irrégulière à joints décalés pour le produit a fin d'éviter tout problème de planéité.


Für die Rechteckig Formate empfehlen wir die unregelmäßige versetzte Verlegung dieser Fliese, um Probleme mit der Ebenfächigkeit zu vermeiden.

Decori - Decors - Decors - Dekore



MOSAICO 36 PZ. (5x5)
30,2x30,2 . 12"x12"

GREY	12,04
IVORY	12,04
MUSK	12,04
CORK	12,04
ANTRACITE	12,04




MOSAICO MIX 36 PZ. (5x5)
30,2x30,2 . 12"x12"

MIX COLD	12,04
----------	-------



MOSAICO MIX 36 PZ. (5x5)
30,2x30,2 . 12"x12"

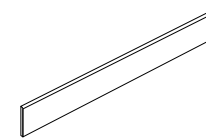
MIX WARM	12,04
----------	-------



TRECCIA BURATTATA
15x30,2 . 6"x12"

GREY	10,80
IVORY	10,80
MUSK	10,80
CORK	10,80
ANTRACITE	10,80

Pezzi speciali - Trims - Pièces spéciales - Formstücke



BATTISCOPIA
7,5x61,5 . 3"x24"

GREY	6,48
IVORY	6,48
MUSK	6,48
CORK	6,48
ANTRACITE	6,48

FITCH

Gres Porcellanato Colorato In Massa . Porcelain Stoneware Coloured In Body
Grès Cérame Coloré Dans La Masse . Durchgefärbtes Feinsteinzeug

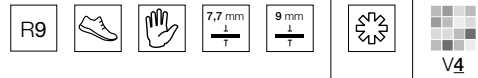
CLOUD

FAWN

GOLD

RAINBOW

TECH INFO




SIZES

51x51
20"x20"



35,8x35,8
14"x14"



30,8x61,5
12"x24"



15,2x61,5
6"x24"



SURFACES

Naturale . Natural . Naturel . Natur

15,2x61,5 (Cloud, Fawn, Gold, Rainbow)

30,8x61,5 (Cloud, Fawn, Gold, Rainbow)

35,8x35,8 (Cloud, Fawn, Gold, Rainbow)

51x51 (Cloud, Fawn, Gold, Rainbow)






CLOUD

15,2x61,5 . 6"x24"	NATURALE	24,69	R9	9 mm
30,8x61,5 . 12"x24"	NATURALE	24,07	R9	9 mm
35,8x35,8 . 14"x14"	NATURALE	16,98	R9	7,7 mm
51x51 . 20"x20"	NATURALE	25,00	R9	9 mm



FAWN

15,2x61,5 . 6"x24"	NATURALE	24,69	R9	9 mm
30,8x61,5 . 12"x24"	NATURALE	24,07	R9	9 mm
35,8x35,8 . 14"x14"	NATURALE	16,98	R9	7,7 mm
51x51 . 20"x20"	NATURALE	25,00	R9	9 mm



GOLD

15,2x61,5 . 6"x24"	NATURALE	24,69	R9	9 mm
30,8x61,5 . 12"x24"	NATURALE	24,07	R9	9 mm
35,8x35,8 . 14"x14"	NATURALE	16,98	R9	7,7 mm
51x51 . 20"x20"	NATURALE	25,00	R9	9 mm



RAINBOW


15,2x61,5 . 6"x24"	NATURALE	24,69	R9	9 mm
30,8x61,5 . 12"x24"	NATURALE	24,07	R9	9 mm
35,8x35,8 . 14"x14"	NATURALE	16,98	R9	7,7 mm
51x51 . 20"x20"	NATURALE	25,00	R9	9 mm

GRES PORCELLANATO COLORATO IN MASSA . PORCELAIN STONEWARE COLOURED IN BODY

GRÈS CÉRAME COLORÉ DANS LA MASSE . DURCHGEFÄRBTES FEINSTEINZEUG

Naturale . Natural . Naturel . Natur

Decori - Decors - Decors - Dekore



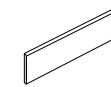
MOSAICO 36 PZ. (5x5)
30,2x30,2 . 12"x12"

CLOUD	12,04
FAWN	12,04
GOLD	12,04
RAINBOW	12,04



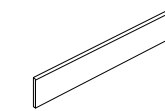
Nei formati rettangolari si consiglia la posa sfalsata irregolare del prodotto onde evitare problemi di planarità.
For the rectangular sizes is it advisable to stagger the product irregularly when laying it to avoid problems in flatness.
Pour les formats rectangulaire nous vous conseillons d'adopter la pose irrégulière à joints décalés pour le produit a fin d'éviter tout problème de planéité.
Für die Rechteckig Formate empfehlen wir die unregelmäßige versetzte Verlegung dieser Fliese, um Probleme mit der Ebenfächigkeit zu vermeiden.

Pezzi speciali - Trims - Pièces spéciales - Formstücke



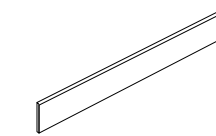
BATTISCOPA
7,5x35,8 . 3"x20"

CLOUD	2,62
FAWN	2,62
GOLD	2,62
RAINBOW	2,62



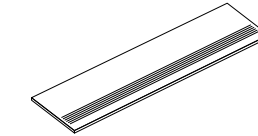
BATTISCOPA
7,5x51 . 3"x20"

CLOUD	5,71
FAWN	5,71
GOLD	5,71
RAINBOW	5,71



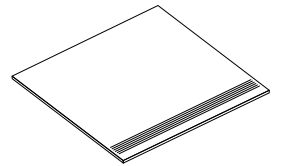
BATTISCOPA
7,5x61,5 . 3"x24"

CLOUD	6,48
FAWN	6,48
GOLD	6,48
RAINBOW	6,48



GRADINO
15,2x61,5 . 6"x24"

CLOUD	13,27
FAWN	13,27
GOLD	13,27
RAINBOW	13,27



GRADINO
51x51 . 20"x20"

CLOUD	19,14
FAWN	19,14
GOLD	19,14
RAINBOW	19,14



FITCH RAINBOW MOSAICO 36 PZ. 30,2x30,2 • 12"x12"

BLOCKS

Gres Porcellanato . Porcelain Stoneware
Grès Cérame . Feinsteinzeug

WHITE



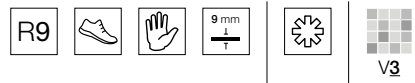
GREY



BEIGE



TECH INFO



SIZES

30,8x61,5
12"x24"

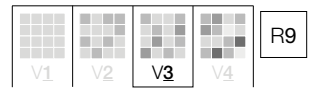


SURFACES

Naturale . Natural . Naturel . Natur
30,8x61,5 (White, Grey, Beige)

BLOCKS GREY 30,8x61,5 • 12"x24"

BLOCKS



GRES PORCELLANATO . PORCELAIN STONEWARE . GRÈS CÉRAME . FEINSTEINZEUG
Naturale . Natural . Naturel . Natur




WHITE

30,8x61,5 . 12"x24"	NATURALE	24,07	R9	9 mm
---------------------	----------	-------	----	------



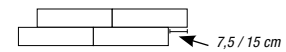
GREY

30,8x61,5 . 12"x24"	NATURALE	24,07	R9	9 mm
---------------------	----------	-------	----	------



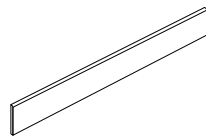
BEIGE

30,8x61,5 . 12"x24"	NATURALE	24,07	R9	9 mm
---------------------	----------	-------	----	------




Nei formati rettangolari si consiglia la posa sfalsata irregolare del prodotto onde evitare problemi di planarità.
For the rectangular sizes is it advisable to stagger the product irregularly when laying it to avoid problems in flatness.
Pour les formates rectangulaire nous vous conseillons d'adopter la pose irrégulière à joints décalés pour le produit a fin d'éviter tout problème de planéité.
Für die Rechteckig Formate empfehlen wir die unregelmäßige versetzte Verlegung dieser Fliese, um Probleme mit der Ebenfächigkeit zu vermeiden.

Pezzi speciali - Trims - Pièces spéciales - Formstücke



BATTISCOPIA
7,5x61,5 . 3"x24"

WHITE	6,48
GREY	6,48
BEIGE	6,48



BLOCKS GREY 30,8x61,5 • 12"x24"

QUARZI

Gres Porcellanato . Porcelain Stoneware
Grès Cérame . Feinsteinzeug



GRES PORCELLANATO . PORCELAIN STONEWARE . GRÈS CÉRAME . FEINSTEINZEUG
Naturale . Natural . Naturel . Natur




SILVER

15x30 . 6"x12"	NATURALE	18,52	R10	8,2 mm
----------------	----------	-------	-----	--------



GOLD

15x30 . 6"x12"	NATURALE	18,52	R10	8,2 mm
----------------	----------	-------	-----	--------



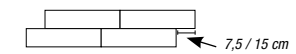
RED BROWN

15x30 . 6"x12"	NATURALE	18,52	R10	8,2 mm
----------------	----------	-------	-----	--------



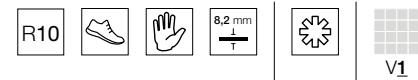
SANDY

15x30 . 6"x12"	NATURALE	18,52	R10	8,2 mm
----------------	----------	-------	-----	--------



Nei formati rettangolari si consiglia la posa sfalsata irregolare del prodotto onde evitare problemi di planarità.
For the rectangular sizes is it advisable to stagger the product irregularly when laying it to avoid problems in flatness.
Pour les formats rectangulaire nous vous conseillons d'adopter la pose irrégulière à joints décalés pour le produit a fin d'éviter tout problème de planéité.
Für die Rechteckig Formate empfehlen wir die unregelmäßige versetzte Verlegung dieser Fliese, um Probleme mit der Ebenfähigkeit zu vermeiden.

TECH INFO



SIZES

15x30
6"x12"

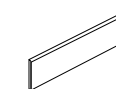


SURFACES

Naturale . Natural . Naturel . Natur

15x30 (Silver, Gold, Red Brown, Sandy)

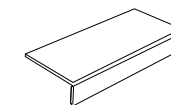
Pezzi speciali - Trims - Pièces spéciales - Formstücke



BATTISCOPIA
7,5x30 . 3"x12"



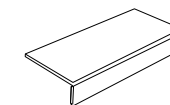
SILVER	2,62
GOLD	2,62
RED BROWN	2,62
SANDY	2,62



ELEMENTO "L" INCOLLATO
15x30x5 . 6"x12"x2"



SILVER	8,95
GOLD	8,95
RED BROWN	8,95
SANDY	8,95



ELEMENTO "L" MONOLITICO
15x30x5 . 6"x12"x2"



SILVER	15,12
GOLD	15,12
RED BROWN	15,12
SANDY	15,12

EK

Padouk 194

Antiqua 202

Woodclay 206

Shabby Chic 210

Savana 216

Barn 220

Cherokee 224

Avantgarde 228

Zeeland 234

Sheesham 238

Essenze Antiche 242


Ephedra 248

Urban Forest 254

Sequoia 260

Woodstock 264


Stelvio 268



LEGNI

Il valore della materia più pregiata.

The value of the finest materials.
La valeur de la matière la plus précieuse.
Der Wert der erstklassigen Materie.



PADOUK

Gres Porcellanato . Porcelain Stoneware
Grès Cérame . Feinsteinzeug

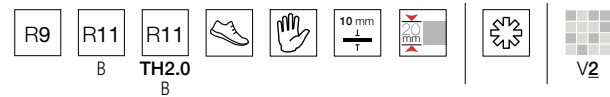
BEIGE

WHITE

NUT

GREY

TECH INFO



SIZES

30x121
12"x48"

20x121
8"x48"



30x120
12"x48"



SURFACES

TH2.0 - Rettificato . Rectified . Rectifié . Rektifiziert

30x120 (TH2.0 White, TH2.0 Beige, TH2.0 Nut, TH2.0 Grey)

Rettificato . Rectified . Rectifié . Rektifiziert

20x121 (White, Beige, Nut, Grey)

30x121 (White, Beige, Nut, Grey)

Sabbiato Rettificato . Rectified Antislip . Antidérapant Rectifié . Rau-Rektifiziert

20x121 (White, Beige, Nut, Grey)

30x121 (White, Beige, Nut, Grey)



INDOOR
PADOUK WHITE
30x121 • 12"x48" RETT.
20x121 • 8"x48" RETT.

OUTDOOR
PADOUK WHITE
30x121 • 12"x48" RETT. SABB.
20x121 • 8"x48" RETT. SABB.



PADOUK GREY
30x121 • 12"x48" RETT.



PADOUK NUT
30x121 • 12"x48" RETT.
20x121 • 8"x48" RETT.

PADOUK



BEIGE

20x121 . 8"x48"	RETTIFICATO	41,67	R9	10 mm
20x121 . 8"x48"	RETT. SABBATO	43,21	R11 B	10 mm
30x121 . 12"x48"	RETTIFICATO	41,67	R9	10 mm
30x121 . 12"x48"	RETT. SABBATO	43,21	R11 B	10 mm

TH2.0 - Beige • 20MM

30x120 . 12"x48"	RETTIFICATO	80,25	R11 B	
------------------	-------------	-------	-------	--




WHITE

20x121 . 8"x48"	RETTIFICATO	41,67	R9	10 mm
20x121 . 8"x48"	RETT. SABBATO	43,21	R11 B	10 mm
30x121 . 12"x48"	RETTIFICATO	41,67	R9	10 mm
30x121 . 12"x48"	RETT. SABBATO	43,21	R11 B	10 mm

TH2.0 - White • 20MM

30x120 . 12"x48"	RETTIFICATO	80,25	R11 B	
------------------	-------------	-------	-------	--



NUT

20x121 . 8"x48"	RETTIFICATO	41,67	R9	10 mm
20x121 . 8"x48"	RETT. SABBATO	43,21	R11 B	10 mm
30x121 . 12"x48"	RETTIFICATO	41,67	R9	10 mm
30x121 . 12"x48"	RETT. SABBATO	43,21	R11 B	10 mm

TH2.0 - Nut • 20MM

30x120 . 12"x48"	RETTIFICATO	80,25	R11 B	
------------------	-------------	-------	-------	--

GRES PORCELLANATO . PORCELAIN STONEWARE . GRÈS CÉRAME . FEINSTEINZEUG

Rettificato . Rectified . Rectifié . Rektifiziert • Sabbiato Rettificato . Rectified Antislip . Antidérapant Rectifié . Rau-Rektifiziert
Rettificato TH2.0 . Rectified TH2.0. TH2.0 Rectifié . Rektifiziert TH2.0




GREY

20x121 . 8"x48"	RETTIFICATO	41,67	R9	10 mm
20x121 . 8"x48"	RETT. SABBATO	43,21	R11 B	10 mm
30x121 . 12"x48"	RETTIFICATO	41,67	R9	10 mm
30x121 . 12"x48"	RETT. SABBATO	43,21	R11 B	10 mm

TH2.0 - Grey • 20MM

30x120 . 12"x48"	RETTIFICATO	80,25	R11 B	
------------------	-------------	-------	-------	--




Nei formati rettangolari si consiglia la posa sfalsata irregolare del prodotto onde evitare problemi di planarità.

For the rectangular sizes is it advisable to stagger the product irregularly when laying it to avoid problems in flatness.

Pour les formates rectangulaire nous vous conseillons d'adopter la pose irrégulière à joints décalés pour le produit a fin d'éviter tout problème de planéité.

Für die Rechteckig Formate empfehlen wir die unregelmäßige versetzte Verlegung dieser Fliese, um Probleme mit der Ebenfähigkeit zu vermeiden.

Decori - Decors - Decors - Dekore



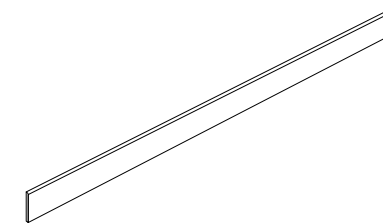
MOSAICO 36 PZ. (5x5)

30,2x30,2 . 12"x12"



WHITE	12,04
BEIGE	12,04
NUT	12,04
GREY	12,04

Pezzi speciali - Trims - Pièces spéciales - Formstücke



BATTISCOPA

6,5x121 . 2"1/2"x48"

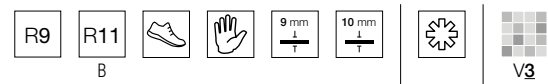


WHITE Rett.	18,52
BEIGE Rett.	18,52
NUT Rett.	18,52
GREY Rett.	18,52

ANTIQUA

Gres Porcellanato . Porcelain Stoneware
Grès Cérame . Feinsteinzeug

TECH INFO



SIZES

20x121
8"x48"



15x90
6"x36"



15,2x61,5
6"x24"



SURFACES

Naturale . Natural . Naturel . Natur

15,2x61,5 (Grigio, Miele, Rovere)

Rettificato . Rectified . Rectifié . Rektifiziert

15x90 (Grigio, Miele, Rovere)

20x121 (Grigio, Miele, Rovere)

Sabbiato . Antislip . Antidérapant . Rau

15,2x61,5 (Grigio, Miele, Rovere)

15x90 (Grigio, Miele, Rovere)

20x121 (Grigio, Miele, Rovere)

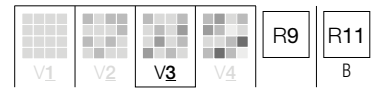
GRIGIO

MIELE

ROVERE



ANTIQUA



GRES PORCELLANATO . PORCELAIN STONEWARE . GRÈS CÉRAME . FEINSTEINZEUG

Naturale . Natural . Naturel . Natur • **Rettificato** . Rectified . Rectifié . Rektifiziert
 Sabbiato Rettificato . Rectified Antislip . Antidérapant Rectifié . Rau-Rektifiziert



GRIGIO

15,2x61,5 . 6"x24"	NATURALE	23,15	R9	9 mm
15,2x61,5 . 6"x24"	NATURALE SABBATO	24,69	R11 B	9 mm
15x90 . 6"x36"	RETTIFICATO	32,41	R9	10 mm

15x90 . 6"x36"	SABBATO RETTIFICATO	33,95	R11 B	10 mm
20x121 . 6"x36"	RETTIFICATO	41,67	R9	10 mm
20x121 . 6"x36"	SABBATO RETTIFICATO	43,21	R11	10 mm



MIELE

15,2x61,5 . 6"x24"	NATURALE	23,15	R9	9 mm
15,2x61,5 . 6"x24"	NATURALE SABBATO	24,69	R11 B	9 mm
15x90 . 6"x36"	RETTIFICATO	32,41	R9	10 mm

15x90 . 6"x36"	SABBATO RETTIFICATO	33,95	R11 B	10 mm
20x121 . 6"x36"	RETTIFICATO	41,67	R9	10 mm
20x121 . 6"x36"	SABBATO RETTIFICATO	43,21	R11	10 mm



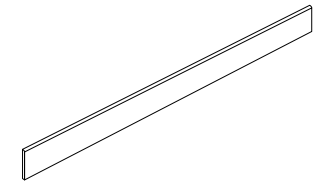
ROVERE

15,2x61,5 . 6"x24"	NATURALE	23,15	R9	9 mm
15,2x61,5 . 6"x24"	NATURALE SABBATO	24,69	R11 B	9 mm
15x90 . 6"x36"	RETTIFICATO	32,41	R9	10 mm

15x90 . 6"x36"	SABBATO RETTIFICATO	33,95	R11 B	10 mm
20x121 . 6"x36"	RETTIFICATO	41,67	R9	10 mm
20x121 . 6"x36"	SABBATO RETTIFICATO	43,21	R11	10 mm

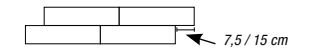


Pezzi speciali - Trims
 Pièces spéciales - Formstücke




BATTISCOPA
 7,5x90 . 3"x36"

GRIGIO	11,11
ROVERE	11,11
MIELE	11,11




*Nei formati rettangolari si consiglia la posa sfalsata irregolare del prodotto onde evitare problemi di planarità.
 For the rectangular sizes is it advisable to stagger the product irregularly when laying it to avoid problems in flatness.
 Pour les formates rectangulaire nous vous conseillons d'adopter la pose irrégulière à joints décalés pour le produit a fin d'éviter tout problème de planéité.
 Für die Rechteckig Formate empfehlen wir die unregelmäßige versetzte Verlegung dieser Fliese, um Probleme mit der Ebenfähigkeit zu vermeiden.*

Decor - Decors - Decors - Dekore




MOSAICO 36 PZ. (5x5)
 30,2x30,2 . 12"x12"

GRIGIO	12,04
--------	-------



MOSAICO 36 PZ. (5x5)
 30,2x30,2 . 12"x12"

MIELE	12,04
-------	-------



MOSAICO 36 PZ. (5x5)
 30,2x30,2 . 12"x12"

ROVERE	12,04
--------	-------

WOODCLAY

Gres Porcellanato . Porcelain Stoneware
Grès Cérame . Feinsteinzeug

BIANCO



GRIGIO



TORTORA



SENAPE

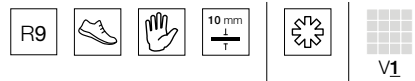


WOODCLAY TORTORA 20x121 • 8"x48" RETT.



WOODCLAY GRIGIO 20x121 • 8"x48" RETT.

TECH INFO



SIZES

20x121
8"x48"



SURFACES

Rettificato . Rectified . Rectifié . Rektifiziert
20x121 (Bianco, Grigio, Senape, Tortora)

WOODCLAY



BIANCO

20x121 . 8"x48"	RETTIFICATO	41,67	R9	10 mm
-----------------	-------------	-------	----	-------



GRIGIO

20x121 . 8"x48"	RETTIFICATO	41,67	R9	10 mm
-----------------	-------------	-------	----	-------



TORTORA

20x121 . 8"x48"	RETTIFICATO	41,67	R9	10 mm
-----------------	-------------	-------	----	-------



SENAPE

20x121 . 8"x48"	RETTIFICATO	41,67	R9	10 mm
-----------------	-------------	-------	----	-------

GRES PORCELLANATO . PORCELAIN STONEWARE . GRÈS CÉRAME . FEINSTEINZEUG

Rettificato . Rectified . Rectifié . Rektifiziert

Decori - Decors - Decors - Dekore



MOSAICO 36 PZ. (5x5)
30,2x30,2 . 12"x12"

BIANCO	12,04
--------	-------



MOSAICO 36 PZ. (5x5)
30,2x30,2 . 12"x12"

GRIGIO	12,04
--------	-------



MOSAICO 36 PZ. (5x5)
30,2x30,2 . 12"x12"

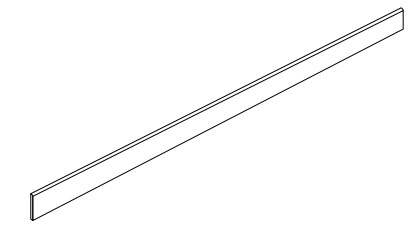
TORTORA	12,04
---------	-------



MOSAICO 36 PZ. (5x5)
30,2x30,2 . 12"x12"

SENAPE	12,04
--------	-------

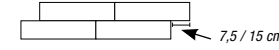
Pezzi speciali - Trims - Pièces spéciales - Formstücke



BATTISCOPA

6,5x121 . 2"⁹/₁₆x48"

BIANCO	18,52
GRIGIO	18,52
TORTORA	18,52
SENAPE	18,52



Nei formati rettangolari si consiglia la posa sfalsata irregolare del prodotto onde evitare problemi di planarità.

For the rectangular sizes is it advisable to stagger the product irregularly when laying it to avoid problems in flatness.

Pour les formates rectangulaire nous vous conseillons d'adopter la pose irrégulière à joints décalés pour le produit a fin d'éviter tout problème de planéité.

Für die Rechteckig Formate empfehlen wir die unregelmäßige versetzte Verlegung dieser Fliese, um Probleme mit der Ebenfähigkeit zu vermeiden.



WOODCLAY TORTORA 20x121 • 8"x48" RETT

SHABBY CHIC

Gres Porcellanato . Porcelain Stoneware
Grès Cérame . Feinsteinzeug

BIRCH

BRAMBLE

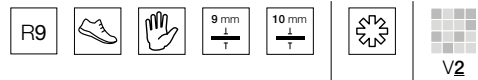
TAMO

ALDER

SWAMP



TECH INFO



SIZES

20x121
8"x48"



15,2x61,5
6"x24"



SURFACES

Naturale . Natural . Naturel . Natur

15,2x61,5 (Birch, Bramble, Tamo, Alder, Swamp)

Rettificato . Rectified . Rectifié . Rektifiziert

20x121 (Birch, Bramble, Tamo, Alder, Swamp)



SHABBY CHIC TAMÓ 20x121 • 8"x48"



SHABBY CHIC ALDER 20x121 • 8"x48" RETT.

SHABBY CHIC



GRES PORCELLANATO . PORCELAIN STONEWARE . GRÈS CÉRAME . FEINSTEINZEUG
Naturale . Natural . Naturel . Natur • **Rettificato** . Rectified . Rectifié . Rektifiziert



BIRCH

15,2x61,5 . 6"x24"	NATURALE	23,15	R9	9 mm
20x121 . 8"x48"	RETTIFICATO	41,67	R9	10 mm



BRAMBLE

15,2x61,5 . 6"x24"	NATURALE	23,15	R9	9 mm
20x121 . 8"x48"	RETTIFICATO	41,67	R9	10 mm




TAMO

15,2x61,5 . 6"x24"	NATURALE	23,15	R9	9 mm
20x121 . 8"x48"	RETTIFICATO	41,67	R9	10 mm



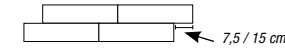
ALDER

15,2x61,5 . 6"x24"	NATURALE	23,15	R9	9 mm
20x121 . 8"x48"	RETTIFICATO	41,67	R9	10 mm



SWAMP

15,2x61,5 . 6"x24"	NATURALE	23,15	R9	9 mm
20x121 . 8"x48"	RETTIFICATO	41,67	R9	10 mm



Nei formati rettangolari si consiglia la posa sfalsata irregolare del prodotto onde evitare problemi di planarità.
For the rectangular sizes is it advisable to stagger the product irregularly when laying it to avoid problems in flatness.
Pour les formats rectangulaire nous vous conseillons d'adopter la pose irrégulière à joints décalés pour le produit a fin d'éviter tout problème de planéité.
Für die Rechteckig Formate empfehlen wir die unregelmäßige versetzte Verlegung dieser Fliese, um Probleme mit der Ebenfähigkeit zu vermeiden.



SHABBY CHIC SWAMP 20x121 • 8"x48" RETT.

SAVANA

Gres Porcellanato . Porcelain Stoneware
Grès Cérame . Feinsteinzeug

TUAREG




MASAI



WILD

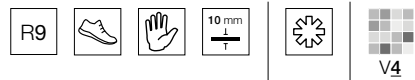


SAVANA TUAREG 20x121 • 8"x48" RETT.



SAVANA WILD 20x121 • 8"x48" RETT.

TECH INFO



SIZES

20x121
8"x48"

20x120
8"x48"



SURFACES

Rettificato . Rectified . Rectifié . Rektifiziert

20x121 (Tuareg, Masai, Wild)

Lappato campo pieno . Semi-polished . Semi-polibrillant . Geläpft

20x120 (Tuareg, Masai, Wild)

SAVANA



TUAREG

20x121 . 8"x48"	RETTIFICATO	44,75	R9	10 mm
20x120 . 8"x48"	LAPPATO	70,99		10 mm



MASAI

20x121 . 8"x48"	RETTIFICATO	44,75	R9	10 mm
20x120 . 8"x48"	LAPPATO	70,99		10 mm



WILD

20x121 . 8"x48"	RETTIFICATO	44,75	R9	10 mm
20x120 . 8"x48"	LAPPATO	70,99		10 mm


GRES PORCELLANATO . PORCELAIN STONEWARE . GRÈS CÉRAME . FEINSTEINZEUG
 Rettificato . Rectified . Rectifié . Rektifiziert • Lappato campo pieno . Semi-Polished . Semi-poli brillant . Geläpft

Decorì - Decors - Decors - Dekore



MOSAICO 36 PZ. (5x5)
30,2x30,2 . 12"x12"

TUAREG	12,04
--------	-------



MOSAICO 36 PZ. (5x5)
30,2x30,2 . 12"x12"

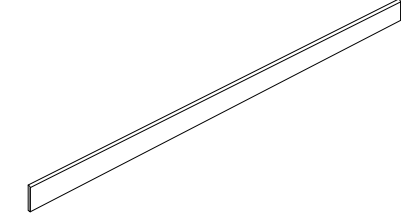
MASAI	12,04
-------	-------



MOSAICO 36 PZ. (5x5)
30,2x30,2 . 12"x12"


WILD	12,04
------	-------

Pezzi speciali - Trims - Pièces spéciales - Formstücke



BATTISCOPA
6,5x121 . 2"9/16x48"

WHITE	18,52
BEIGE	18,52
NUT	18,52
GREY	18,52



Nei formati rettangolari si consiglia la posa sfalsata irregolare del prodotto onde evitare problemi di planarità.
 For the rectangular sizes is it advisable to stagger the product irregularly when laying it to avoid problems in flatness.
 Pour les formats rectangulaire nous vous conseillons d'adopter la pose irrégulière à joints décalés pour le produit a fin d'éviter tout problème de planéité.
 Für die Rechteckig Formate empfehlen wir die unregelmäßige versetzte Verlegung dieser Fliese, um Probleme mit der Ebenfähigkeit zu vermeiden.

Per i materiali lappati vedi istruzioni pag. 348
 For polished materials, see instruction page 348
 Pour les articles en finition lappato, voyez instructions à la page 348
 Für die polierte Materialien, siehe Hinweise auf Seite 348



SAVANA MASAI 20x121 • 8"x48" RETT.

BARN

Gres Porcellanato . Porcelain Stoneware
Grès Cérame . Feinsteinzeug

WHITE

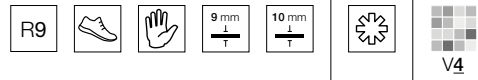


OCEAN



BARN OCEAN 20x120 • 8"x48" LAPP.

TECH INFO



SIZES

20x121
8"x48"



20x120
8"x48"



15,2x61,5
6"x24"



SURFACES

Naturale . Natural . Naturel . Natur

15,2x61,5 (*White, Ocean, Zebra, Moro*)

Rettificato . Rectified . Rectifié . Rektifiziert

20x121 (*White, Ocean, Zebra, Moro*)


Lappato campo pieno . Semi-polished . Semi-polibrillant . Geläpft

20x120 (*White, Ocean, Zebra, Moro*)

ZEBRA



MORO



BARN MORO 20x121 • 8"x48" RETT.

BARN



WHITE

15,2x61,5 . 6"x24"	NATURALE	23,15	R9	9 mm
20x121 . 8"x48"	RETTIFICATO	44,75	R9	10 mm
20x120 . 8"x48"	LAPPATO	70,99		10 mm



OCEAN

15,2x61,5 . 6"x24"	NATURALE	23,15	R9	9 mm
20x121 . 8"x48"	RETTIFICATO	44,75	R9	10 mm
20x120 . 8"x48"	LAPPATO	70,99		10 mm



ZEBRA

15,2x61,5 . 6"x24"	NATURALE	23,15	R9	9 mm
20x121 . 8"x48"	RETTIFICATO	44,75	R9	10 mm
20x120 . 8"x48"	LAPPATO	70,99		10 mm



MORO

15,2x61,5 . 6"x24"	NATURALE	23,15	R9	9 mm
20x121 . 8"x48"	RETTIFICATO	44,75	R9	10 mm
20x120 . 8"x48"	LAPPATO	70,99		10 mm

GRES PORCELLANATO . PORCELAIN STONEWARE . GRÈS CÉRAME . FEINSTEINZEUG

Naturale . Natural . Naturel . Natur • **Rettificato** . Rectified . Rectifié . Rektifiziert


Lappato campo pieno . Semi-Polished . Semi-poli brillant . Geläpft

Decori - Decors - Decors - Dekore




MOSAICO 36 PZ. (5x5)
30,2x30,2 . 12"x12"

WHITE MATT	12,04
------------	-------



MOSAICO 36 PZ. (5x5)
30,2x30,2 . 12"x12"

OCEAN MATT	12,04
------------	-------



MOSAICO 36 PZ. (5x5)
30,2x30,2 . 12"x12"

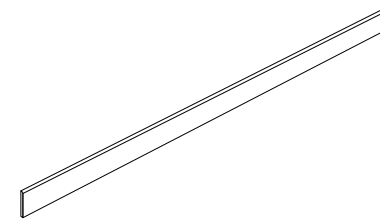
ZEBRA MATT	12,04
------------	-------



MOSAICO 36 PZ. (5x5)
30,2x30,2 . 12"x12"

MORO MATT	12,04
-----------	-------

Pezzi speciali - Trims - Pièces spéciales - Formstücke



BATTISCOPA

6,5x120 . 2⁹/₁₆x48"



WHITE MATT	18,52
OCEAN MATT	18,52
ZEBRA MATT	18,52
MORO MATT	18,52



Nei formati rettangolari si consiglia la posa sfalsata irregolare del prodotto onde evitare problemi di planarità.

For the rectangular sizes is it advisable to stagger the product irregularly when laying it to avoid problems in flatness.

Pour les formats rectangulaire nous vous conseillons d'adopter la pose irrégulière à joints décalés pour le produit a fin d'éviter tout problème de planéité.

Für die Rechteckig Formate empfehlen wir die unregelmäßige versetzte Verlegung dieser Fliese, um Probleme mit der Ebenfähigkeit zu vermeiden.

Per i materiali lappati vedi istruzioni pag. 348

For polished materials, see instruction page 348

Pour les articles en finition lappato, voyez instructions à la page 348

Fuer die polierte Materialien, siehe Hinweise auf Seite 348



BARN MORO 20x121 • 8"x48" RETT.

CHEROKEE

Gres Porcellanato . Porcelain Stoneware
Grès Cérame . Feinsteinzeug

BEIGE

MORO

GRIGIO

TECH INFO



SIZES

20x120
8"x48"



SURFACES

Naturale . Natural . Naturel . Natur
20x120 (Beige, Moro, Grigio)

Sabbiato . Sandy . Antidérapant . Rau
20x120 (Beige, Moro, Grigio)





CHEROKEE GRIGIO 20x120 • 8"x48"

GRES PORCELLANATO . PORCELAIN STONEWARE . GRÈS CÉRAME . FEINSTEINZEUG
 Naturale . Natural . Naturel . Natur • **Sabbiato** . Sandy . Antidérapant . Rau



BEIGE

20x120 . 8"x48"	NATURALE	30,86	R9	8 mm
20x120 . 8"x48"	SABBIATO	32,41	R11 B	8 mm



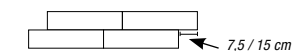
MORO

20x120 . 8"x48"	NATURALE	30,86	R9	8 mm
20x120 . 8"x48"	SABBIATO	32,41	R11 B	8 mm



GRIGIO

20x120 . 8"x48"	NATURALE	30,86	R9	8 mm
20x120 . 8"x48"	SABBIATO	32,41	R11 B	8 mm



Nei formati rettangolari si consiglia la posa sfalsata irregolare del prodotto onde evitare problemi di planarità.
 For the rectangular sizes is it advisable to stagger the product irregularly when laying it to avoid problems in flatness.
 Pour les formats rectangulaire nous vous conseillons d'adopter la pose irrégulière à joints décalés pour le produit a fin d'éviter tout problème de planéité.
 Für die Rechteckig Formate empfehlen wir die unregelmäßige versetzte Verlegung dieser Fliese, um Probleme mit der Ebenfächigkeit zu vermeiden.

Decori - Decors - Decors - Dekore

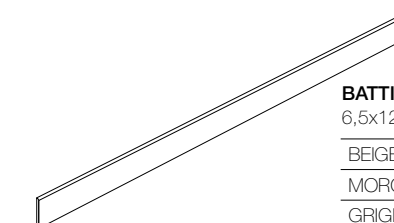


MOSAICO 36 PZ (5x5) 

30,2x30,2 . 12"x12"

BEIGE	12,04
MORO	12,04
GRIGIO	12,04

Pezzi speciali - Trims - Pièces spéciales - Formstücke



BATTISCOPA 

6,5x120 . 2"1/2"x48"

BEIGE	15,43
MORO	15,43
GRIGIO	15,43

AVANTGARDE

Gres Porcellanato . Porcelain Stoneware
Grès Cérame . Feinsteinzeug

AVORIO

PIOMBO

TAUPE




TECH INFO



SIZES

20x120
8"x48"




SURFACES

Naturale . Natural . Naturel . Natur
20x120 (Avorio, Piombo, Taupe)

Sabbiato . Sandy . Antidérapant . Rau
20x120 (Avorio, Piombo, Taupe)



AVANTGARDE AVORIO 20x120 • 8"x48" SABB.



AVANTGARDE PIOMBO 20x120 • 8"x48" NAT.

AVANTGARDE



GRES PORCELLANATO . PORCELAIN STONEWARE . GRÈS CÉRAME . FEINSTEINZEUG
Naturale . Natural . Naturel . Natur • **Sabbiato** . Sandy . Antidérapant . Rau



AVORIO

20x120 . 8"x48"	NATURALE	30,86	R9	8 mm
20x120 . 8"x48"	SABBIATO	32,41	R11 B	8 mm



PIOMBO

20x120 . 8"x48"	NATURALE	30,86	R9	8 mm
20x120 . 8"x48"	SABBIATO	32,41	R11 B	8 mm



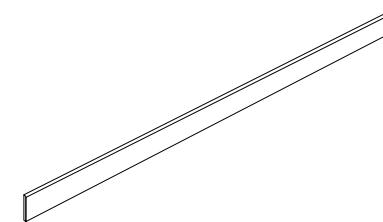
TAUPE


20x120 . 8"x48"	NATURALE	30,86	R9	8 mm
20x120 . 8"x48"	SABBIATO	32,41	R11 B	8 mm



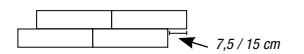
AVANTGARDE AVORIO 20x120 • 8"x48"

Pezzi speciali - Trims - Pièces spéciales - Formstücke



BATTISCOPA 
 6,5x120 . 2"9/16x48"

AVORIO	15,43
PIOMBO	15,43
TAUPE	15,43

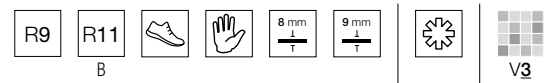


Nei formati rettangolari si consiglia la posa sfalsata irregolare del prodotto onde evitare problemi di planarità.
 For the rectangular sizes is it advisable to stagger the product irregularly when laying it to avoid problems in flatness.
 Pour les formates rectangulaire nous vous conseillons d'adopter la pose irrégulière à joints décalés pour le produit a fin d'éviter tout problème de planéité.
 Für die Rechteckig Formate empfehlen wir die unregelmäßige versetzte Verlegung dieser Fliese, um Probleme mit der Ebenfähigkeit zu vermeiden.

ZEELAND

Gres Porcellanato . Porcelain Stoneware
Grès Cérame . Feinsteinzeug

TECH INFO



SIZES

20x120
8"x48"



15,2x61,5
6"x24"



SURFACES

Naturale . Natural . Naturel . Natur
15,2x61,5 (White, Moka, Multi)
20x120 (White, Moka, Multi)

Sabbiato . Sandy . Antidérapant . Rau
20x120 (White, Moka, Multi)

WHITE

MOKA

MULTI



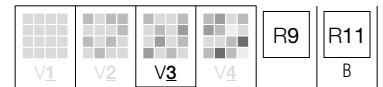


ZEELAND MOKA 20x120 • 8"x48" NAT.



ZEELAND MULTI 20x120 • 8"x48" NAT.

GRES PORCELLANATO . PORCELAIN STONEWARE . GRÈS CÉRAME . FEINSTEINZEUG
Naturale . Natural . Naturel . Natur • **Sabbiato** . Sandy . Antidérapant . Rau




WHITE

15,2x61,5 . 6"x24"	NATURALE	23,15	R9	9 mm
20x120 . 8"x48"	NATURALE	30,86	R9	8 mm
20x120 . 8"x48"	SABBIATO	32,41	R11 B	8 mm



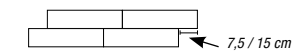
MOKA

15,2x61,5 . 6"x24"	NATURALE	23,15	R9	9 mm
20x120 . 8"x48"	NATURALE	30,86	R9	8 mm
20x120 . 8"x48"	SABBIATO	32,41	R11 B	8 mm




MULTI

15,2x61,5 . 6"x24"	NATURALE	23,15	R9	9 mm
20x120 . 8"x48"	NATURALE	30,86	R9	8 mm
20x120 . 8"x48"	SABBIATO	32,41	R11 B	8 mm



Nei formati rettangolari si consiglia la posa sfalsata irregolare del prodotto onde evitare problemi di planarità.
For the rectangular sizes is it advisable to stagger the product irregularly when laying it to avoid problems in flatness.
Pour les formats rectangulaire nous vous conseillons d'adopter la pose irrégulière à joints décalés pour le produit a fin d'éviter tout problème de planéité.
Für die Rechteckig Formate empfehlen wir die unregelmäßige versetzte Verlegung dieser Fliese, um Probleme mit der Ebenfächigkeit zu vermeiden.

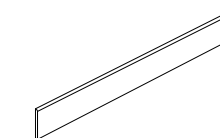
Decori - Decors - Decors - Dekore



MOSAICO 36 PZ (5x5)
30,2x30,2 . 12"x12"

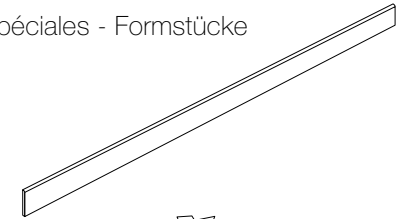
WHITE	12,04
MOKA	12,04
MULTI	12,04

Pezzi speciali - Trims - Pièces spéciales - Formstücke



BATTISCOPA
7,5x61,5 . 3"x24"

WHITE	6,48
MOKA	6,48
MULTI	6,48



BATTISCOPA
6,5x120 . 2"⁹/₁₆"x48"

WHITE	15,43
MOKA	15,43
MULTI	15,43

SHEESHAM

Gres Porcellanato . Porcelain Stoneware
Grès Cérame . Feinsteinzeug

SISU PAKISTANO

SISU INDIANO

SISU MALESIANO

SISU AFGANO

SISU NEPALESE

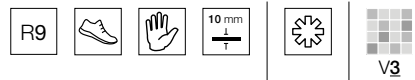


SHEESHAM SISU MALESIANO 20x121 • 8"x48" RETT.




SHEESHAM SISU AFGANO 20x121 • 8"x48" RETT.

TECH INFO



SIZES

20x121
8"x48"



SURFACES

Rettificato . Rectified . Rectifié . Rektifiziert

20x121 (Sisu Pakistano, Sisu Indiano, Sisu Malesiano,
Sisu Afgano, Sisu Nepalese)

SHEESHAM



SISU PAKISTANO

20x121 . 8"x48"	RETTIFICATO	41,67	R9	10 mm
-----------------	-------------	-------	----	-------



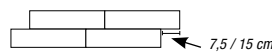
SISU INDIANO

20x121 . 8"x48"	RETTIFICATO	41,67	R9	10 mm
-----------------	-------------	-------	----	-------



SISU MALESIANO

20x121 . 8"x48"	RETTIFICATO	41,67	R9	10 mm
-----------------	-------------	-------	----	-------



Nei formati rettangolari si consiglia la posa sfalsata irregolare del prodotto onde evitare problemi di planarità.
 For the rectangular sizes is it advisable to stagger the product irregularly when laying it to avoid problems in flatness.
 Pour les formats rectangulaire nous vous conseillons d'adopter la pose irrégulière à joints décalés pour le produit a fin d'éviter tout problème de planéité.
 Für die Rechteckig Formate empfehlen wir die unregelmäßige versetzte Verlegung dieser Fliese, um Probleme mit der Ebenfächigkeit zu vermeiden.

GRES PORCELLANATO . PORCELAIN STONEWARE . GRÈS CÉRAME . FEINSTEINZEUG
 Rettificato . Rectified . Rectifié . Rektifiziert



SISU AFGANO

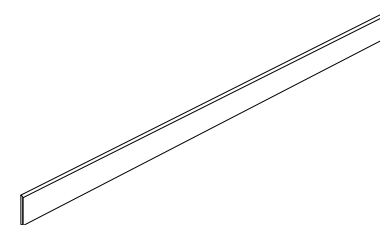
20x121 . 8"x48"	RETTIFICATO	41,67	R9	10 mm
-----------------	-------------	-------	----	-------



SISU NEPALESE

20x121 . 8"x48"	RETTIFICATO	41,67	R9	10 mm
-----------------	-------------	-------	----	-------

Pezzi speciali - Trims - Pièces spéciales - Formstücke



BATTISCOPA
 6,5x121 . 2"1/2x48"7/16

SISU PAKISTANO Rett.	18,52
SISU INDIANO Rett.	18,52
SISU MALESIANO Rett.	18,52
SISU AFGANO Rett.	18,52
SISU NEPALESE Rett.	18,52

ESSENZE ANTICHE

Gres Porcellanato . Porcelain Stoneware
Grès Cérame . Feinsteinzeug

ROVERE

ACERO

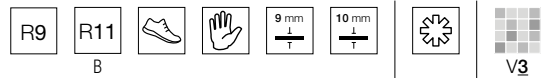
LARICE

CEDRO

OLMO




TECH INFO



SIZES

20x120
8"x48"

15,2x61,5
6"x24"



SURFACES

Naturale . Natural . Naturel . Natur



15,2x61,5 (Rovere, Acero, Larice, Cedro, Olmo)

20x120 (Rovere, Acero, Larice, Cedro, Olmo)

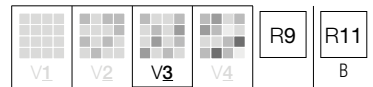
Sabbiato . Sandy . Antidérapant . Rau

15,2x61,5 (Rovere, Cedro, Olmo)

20x120 (Rovere, Cedro, Olmo)



ESSENZE ANTICHE



ROVERE

15,2x61,5 . 6"x24"	NATURALE	23,15	R9	9 mm
15,2x61,5 . 6"x24"	SABBIATO	24,69	R11 B	9 mm
20x120 . 8"x48"	NATURALE	35,49	R9	10 mm
20x120 . 8"x48"	SABBIATO	37,04	R11 B	10 mm



ACERO

15,2x61,5 . 6"x24"	NATURALE	23,15	R9	9 mm
20x120 . 8"x48"	NATURALE	35,49	R9	10 mm



LARICE

15,2x61,5 . 6"x24"	NATURALE	23,15	R9	9 mm
20x120 . 8"x48"	NATURALE	35,49	R9	10 mm



CEDRO

15,2x61,5 . 6"x24"	NATURALE	23,15	R9	9 mm
15,2x61,5 . 6"x24"	SABBIATO	24,69	R11 B	9 mm
20x120 . 8"x48"	NATURALE	35,49	R9	10 mm
20x120 . 8"x48"	SABBIATO	37,04	R11 B	10 mm

GRES PORCELLANATO . PORCELAIN STONEWARE . GRÈS CÉRAME . FEINSTEINZEUG


Naturale . Natural . Naturel . Natur • **Sabbiato** . Sandy . Antidérapant . Rau



OLMO

15,2x61,5 . 6"x24"	NATURALE	23,15	R9	9 mm
15,2x61,5 . 6"x24"	SABBIATO	24,69	R11 B	9 mm
20x120 . 8"x48"	NATURALE	35,49	R9	10 mm
20x120 . 8"x48"	SABBIATO	37,04	R11 B	10 mm

Decori - Decors - Decors - Dekore




MOSAICO 36 PZ. (5x5)
30,2x30,2 . 12"x12"

ROVERE Nat.	12,04
-------------	-------




MOSAICO 36 PZ. (5x5)
30,2x30,2 . 12"x12"

ACERO Nat.	12,04
------------	-------




MOSAICO 36 PZ. (5x5)
30,2x30,2 . 12"x12"

LARICE Nat.	12,04
-------------	-------



MOSAICO 36 PZ. (5x5)
30,2x30,2 . 12"x12"

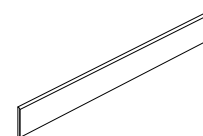
CEDRO Nat.	12,04
------------	-------



MOSAICO 36 PZ. (5x5)
30,2x30,2 . 12"x12"

OLMO Nat.	12,04
-----------	-------

Pezzi speciali - Trims - Pièces spéciales - Formstücke



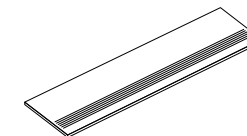
BATTISCOPIA
7,5x61,5 . 3"x24"

ROVERE Nat.	6,48
ACERO Nat.	6,48
LARICE Nat.	6,48
CEDRO Nat.	6,48
OLMO Nat.	6,48



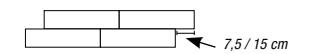
BATTISCOPIA
6,5x120 . 2 1/2"x48"

ROVERE	15,43
ACERO	15,43
LARICE	15,43
CEDRO	15,43
OLMO	15,43



GRADINO
15,2x61,5 . 6"x24"

ROVERE Nat.	13,27
ACERO Nat.	13,27
LARICE Nat.	13,27
CEDRO Nat.	13,27
OLMO Nat.	13,27



Nei formati rettangolari si consiglia la posa sfalsata irregolare del prodotto onde evitare problemi di planarità.
For the rectangular sizes is it advisable to stagger the product irregularly when laying it to avoid problems in flatness.
Pour les formates rectangulaire nous vous conseillons d'adopter la pose irrégulière à joints décalés pour le produit a fin d'éviter tout problème de planéité.
Für die Rechteckig Formate empfehlen wir die unregelmäßige versetzte Verlegung dieser Fliese, um Probleme mit der Ebenfähigkeit zu vermeiden.

EPHEDRA

Gres Porcellanato . Porcelain Stoneware
Grès Cérame . Feinsteinzeug

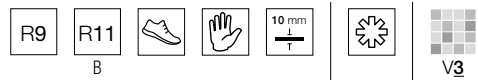
HONEY

NUT

IVORY

GREY

TECH INFO



SIZES

20x120
8"x48"



SURFACES


Naturale . Natural . Naturel . Natur
20x120 (Honey, Nut, Ivory, Grey)

Sabbiato . Sandy . Antidérapant . Rau
20x120 (Honey, Nut, Ivory, Grey)





EPHEDRA IVORY 20x120 • 8"x48"
MOSAICO IVORY (36 PZ) 30,2x30,2 • 12"x12"



EPHEDRA HONEY 20x120 • 8"x48"

EPHEDRA



GRES PORCELLANATO . PORCELAIN STONEWARE . GRÈS CÉRAME . FEINSTEINZEUG
 Naturale . Natural . Naturel . Natur • **Sabbiato** . Sandy . Antidérapant . Rau



HONEY

20x120 . 8"x48"	NATURALE	35,49	R9	10 mm
20x120 . 8"x48"	SABBIATO	37,04	R11 B	10 mm



NUT

20x120 . 8"x48"	NATURALE	35,49	R9	10 mm
20x120 . 8"x48"	SABBIATO	37,04	R11 B	10 mm




IVORY

20x120 . 8"x48"	NATURALE	35,49	R9	10 mm
20x120 . 8"x48"	SABBIATO	37,04	R11 B	10 mm



GREY

20x120 . 8"x48"	NATURALE	35,49	R9	10 mm
20x120 . 8"x48"	SABBIATO	37,04	R11 B	10 mm




Nei formati rettangolari si consiglia la posa sfalsata irregolare del prodotto onde evitare problemi di planarità.
 For the rectangular sizes is it advisable to stagger the product irregularly when laying it to avoid problems in flatness.
 Pour les formats rectangulaire nous vous conseillons d'adopter la pose irrégulière à joints décalés pour le produit a fin d'éviter tout problème de planéité.
 Für die Rechteckig Formate empfehlen wir die unregelmäßige versetzte Verlegung dieser Fliese, um Probleme mit der Ebenfächigkeit zu vermeiden.



EPHEDRA GREY 20x120 • 8"x48"

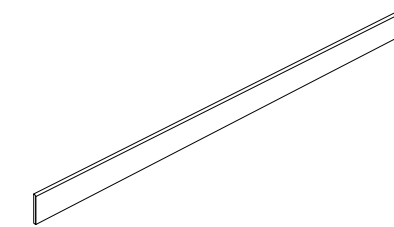
Decor - Decors - Decors - Dekore



MOSAICO 36 PZ (5x5)
 30,2x30,2 . 12"x12"

HONEY	12,04
NUT	12,04
IVORY	12,04
GREY	12,04

Pezzi speciali - Trims - Pièces spéciales - Formstücke



BATTISCOPA
 6,5x120 . 2"1/2"x48"

HONEY	15,43
NUT	15,43
IVORY	15,43
GREY	15,43

URBAN FOREST

Gres Porcellanato . Porcelain Stoneware
Grès Cérame . Feinsteinzeug

WHITE




GREY




BEIGE



ORANGE



MIX



TECH INFO



SIZES

15x90
6"x36"



SURFACES

Rettificato . Rectified . Rectifié . Rektifiziert
15x90 (White, Grey, Beige, Orange, Mix)


Sabbiato Rettificato . Rectified Antislip . Antidérapant Rectifié . Rau-Rektifiziert
15x90 (White, Grey, Beige, Orange, Mix)



URBAN FOREST BEIGE 15x90 • 6"x36" RETT. / MOSAICO 30,2x30,2 • 12"x12"
 MOSAICO LINEARE 12 PZ. (2,3x44,5) 30,2x44,5 • 12"x18"

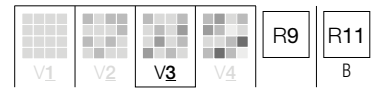


URBAN FOREST BEIGE 15x90 • 6"x36" RETT. / URBAN FOREST ORANGE 15x90 • 6"x36" RETT.



URBAN FOREST WHITE 15x90 • 6"x36" RETT.

URBAN FOREST



WHITE

15x90 . 6"x36"	RETTIFICATO	37,04	R9	10 mm
15x90 . 6"x36"	SABBIATO RETTIFICATO	38,58	R11 B	10 mm




GREY

15x90 . 6"x36"	RETTIFICATO	37,04	R9	10 mm
15x90 . 6"x36"	SABBIATO RETTIFICATO	38,58	R11 B	10 mm



BEIGE

15x90 . 6"x36"	RETTIFICATO	37,04	R9	10 mm
15x90 . 6"x36"	SABBIATO RETTIFICATO	38,58	R11 B	10 mm



ORANGE

15x90 . 6"x36"	RETTIFICATO	37,04	R9	10 mm
15x90 . 6"x36"	SABBIATO RETTIFICATO	38,58	R11 B	10 mm

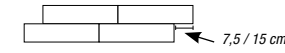
GRES PORCELLANATO . PORCELAIN STONEWARE . GRÈS CÉRAME . FEINSTEINZEUG

Rettificato . Rectified . Rectifié . Rektifiziert • Sabbiato Rettificato . Rectified Antislip . Antidérapant Rectifié . Rau-Rektifiziert



MIX

15x90 . 6"x36"	RETTIFICATO	37,04	R9	10 mm
15x90 . 6"x36"	SABBIATO RETTIFICATO	38,58	R11 B	10 mm



Nei formati rettangolari si consiglia la posa stalsata irregolare del prodotto onde evitare problemi di planarità.
 For the rectangular sizes is it advisable to stagger the product irregularly when laying it to avoid problems in flatness.
 Pour les formates rectangulaire nous vous conseillons d'adopter la pose irrégulière à joints décalés pour le produit a fin d'éviter tout problème de planéité.
 Für die Rechteckig Formate empfehlen wir die unregelmäßige versetzte Verlegung dieser Fliese, um Probleme mit der Ebenfähigkeit zu vermeiden.

Decori - Decors - Decors - Dekore



MOSAICO QR
30,2x30,2 . 12"x12"

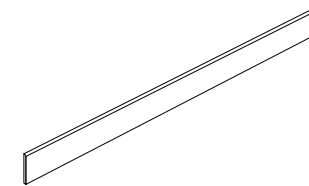
WHITE	15,43
GREY	15,43
BEIGE	15,43
ORANGE	15,43
MIX	15,43



MOSAICO LINEARE 12 PZ. (2,3x44,5)
30,2x44,5 . 12"x18"

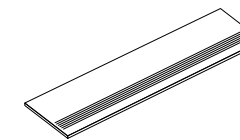
WHITE	18,52
GREY	18,52
BEIGE	18,52
ORANGE	18,52
MIX	18,52

Pezzi speciali - Trims - Pièces spéciales - Formstücke



BATTISCOPA
7,5x90 . 3"x36"

WHITE Rett.	11,11
GREY Rett.	11,11
BEIGE Rett.	11,11
ORANGE Rett.	11,11
MIX Rett.	11,11



GRADINO
15x90 . 6"x36"

WHITE Rett.	13,27
GREY Rett.	13,27
BEIGE Rett.	13,27
ORANGE Rett.	13,27
MIX Rett.	13,27

SEQUOIA

Gres Porcellanato . Porcelain Stoneware
Grès Cérame . Feinsteinzeug

SUGAR BOWL



WHITNEY



GREEN WOOD



MORO ROCK



TECH INFO



SIZES

15,2x61,5
6"x24"



SURFACES

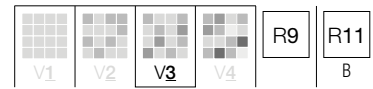
Naturale . Natural . Naturel . Natur

15,2x61,5 (Sugar Bowl, Whitney, Green Wood, Moro Rock)

Sabbiato . Sandy . Antidérapant . Rau

15,2x61,5 (Sugar Bowl, Green Wood, Moro Rock)

SEQUOIA



GRES PORCELLANATO . PORCELAIN STONEWARE . GRÈS CÉRAMÉ . FEINSTEINZEUG
 Naturale . Natural . Naturel . Natur • **Sabbiato** . Sandy . Antidérapant . Rau



SUGAR BOWL

15,2x61,5 . 6"x24"	NATURALE	23,15	R9	9 mm
15,2x61,5 . 6"x24"	SABBIATO	24,69	R11 B	9 mm



GREEN WOOD

15,2x61,5 . 6"x24"	NATURALE	23,15	R9	9 mm
15,2x61,5 . 6"x24"	SABBIATO	24,69	R11 B	9 mm



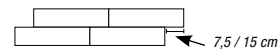
WHITNEY

15,2x61,5 . 6"x24"	NATURALE	23,15	R9	9 mm
--------------------	----------	-------	----	------



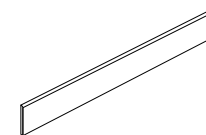
MORO ROCK

15,2x61,5 . 6"x24"	NATURALE	23,15	R9	9 mm
15,2x61,5 . 6"x24"	SABBIATO	24,69	R11 B	9 mm



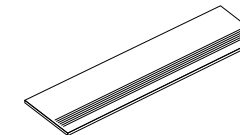
Nei formati rettangolari si consiglia la posa sfalsata irregolare del prodotto onde evitare problemi di planarità.
 For the rectangular sizes is it advisable to stagger the product irregularly when laying it to avoid problems in flatness.
 Pour les formates rectangulaire nous vous conseillons d'adopter la pose irrégulière à joints décalés pour le produit a fin d'éviter tout problème de planéité.
 Für die Rechteckig Formate empfehlen wir die unregelmäßige versetzte Verlegung dieser Fliese, um Probleme mit der Ebenfächigkeit zu vermeiden.

Pezzi speciali - Trims - Pièces spéciales - Formstücke



BATTISCOPA
 7,5x61,5 . 3"x24"

SUGAR BOWL	6,48
WHITNEY	6,48
GREEN WOOD	6,48
MORO ROCK	6,48



GRADINO
 15,2x61,5 . 6"x24"

SUGAR BOWL	13,27
WHITNEY	13,27
GREEN WOOD	13,27
MORO ROCK	13,27

WOODSTOCK

Gres Porcellanato . Porcelain Stoneware
Grès Cérame . Feinsteinzeug

BETULLA

CASTAGNO

FRASSINO

ABETE

EBANO

NOCE

TECH INFO



SIZES

15,2x61,5
6"x24"



SURFACES

Naturale . Natural . Naturel . Natur

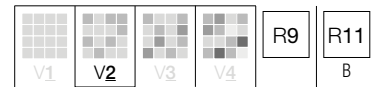
15,2x61,5 (Betulla, Castagno, Frassino, Abete, Ebano, Noce)

Sabbiato . Sandy . Antidérapant . Rau

15,2x61,5 (Betulla, Castagno, Frassino, Abete, Ebano, Noce)



WOODSTOCK



GRES PORCELLANATO . PORCELAIN STONEWARE . GRÈS CÉRAME . FEINSTEINZEUG
Naturale . Natural . Naturel . Natur • **Sabbiato** . Sandy . Antidérapant . Rau



BETULLA

15,2x61,5 . 6"x24"	NATURALE	23,15	R9	9 mm
15,2x61,5 . 6"x24"	SABBIATO	24,69	R11 B	9 mm




EBANO

15,2x61,5 . 6"x24"	NATURALE	23,15	R9	9 mm
15,2x61,5 . 6"x24"	SABBIATO	24,69	R11 B	9 mm

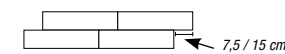
CASTAGNO

15,2x61,5 . 6"x24"	NATURALE	23,15	R9	9 mm
15,2x61,5 . 6"x24"	SABBIATO	24,69	R11 B	9 mm



NOCE

15,2x61,5 . 6"x24"	NATURALE	23,15	R9	9 mm
15,2x61,5 . 6"x24"	SABBIATO	24,69	R11 B	9 mm



Nei formati rettangolari si consiglia la posa sfalsata irregolare del prodotto onde evitare problemi di planarità.
For the rectangular sizes is it advisable to stagger the product irregularly when laying it to avoid problems in flatness.
Pour les formates rectangulaire nous vous conseillons d'adopter la pose irrégulière à joints décalés pour le produit a fin d'éviter tout problème de planéité.
Für die Rechteckig Formate empfehlen wir die unregelmäßige versetzte Verlegung dieser Fliese, um Probleme mit der Ebenflächigkeit zu vermeiden.

FRASSINO

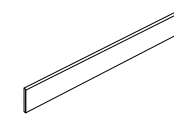
15,2x61,5 . 6"x24"	NATURALE	23,15	R9	9 mm
15,2x61,5 . 6"x24"	SABBIATO	24,69	R11 B	9 mm



ABETE

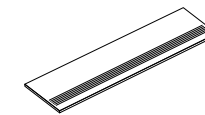
15,2x61,5 . 6"x24"	NATURALE	23,15	R9	9 mm
15,2x61,5 . 6"x24"	SABBIATO	24,69	R11 B	9 mm

Pezzi speciali - Trims - Pièces spéciales - Formstücke



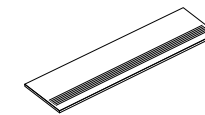
BATTISCOPIA
7,5x61,5 . 3"x24"

BETULLA	6,48
CASTAGNO	6,48
FRASSINO	6,48
ABETE	6,48
EBANO	6,48
NOCE	6,48



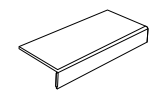
GRADINO NATURALE
15,2x61,5 . 6"x24"

BETULLA	13,27	R9
CASTAGNO	13,27	R9
FRASSINO	13,27	R9
ABETE	13,27	R9
EBANO	13,27	R9
NOCE	13,27	R9



GRADINO SABBIATO
15,2x61,5 . 6"x24"

BETULLA	13,27	R11 B
CASTAGNO	13,27	R11 B
FRASSINO	13,27	R11 B
ABETE	13,27	R11 B
EBANO	13,27	R11 B
NOCE	13,27	R11 B



ELEMENTO "L" INCOLLATO
15,2x61,5x5 . 6"x24"x2"

BETULLA	16,98
CASTAGNO	16,98
FRASSINO	16,98
ABETE	16,98
EBANO	16,98
NOCE	16,98

STELVIO

Gres Porcellanato . Porcelain Stoneware
Grès Cérame . Feinsteinzeug

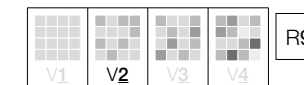
ALMOND

BEIGE

GREY

WALNUT

GRES PORCELLANATO . PORCELAIN STONEWARE . GRÈS CÉRAME . FEINSTEINZEUG
Naturale . Natural . Naturel . Natur



ALMOND

15,2x61,5 . 6"x24"	NATURALE	23,16	R9	9 mm
--------------------	----------	-------	----	------

BEIGE

15,2x61,5 . 6"x24"	NATURALE	23,16	R9	9 mm
--------------------	----------	-------	----	------

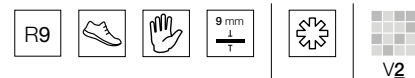
GREY

15,2x61,5 . 6"x24"	NATURALE	23,16	R9	9 mm
--------------------	----------	-------	----	------

WALNUT

15,2x61,5 . 6"x24"	NATURALE	23,16	R9	9 mm
--------------------	----------	-------	----	------

TECH INFO



SIZES

15,2x61,5
6"x24"

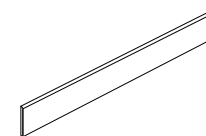


SURFACES

Naturale . Natural . Naturel . Natur

15,2x61,5 (Almond, Beige, Grey, Walnut)

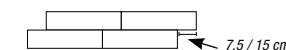
Pezzi speciali - Trims - Pièces spéciales - Formstücke



BATTISCOPIA
7,5x61,5 . 3"x24"



ALMOND	6,48
BEIGE	6,48
GREY	6,48
WALNUT	6,48




Nei formati rettangolari si consiglia la posa sfalsata irregolare del prodotto onde evitare problemi di planarità.
For the rectangular sizes is it advisable to stagger the product irregularly when laying it to avoid problems in flatness.
Pour les formates rectangulaire nous vous conseillons d'adopter la pose irrégulière à joints décalés pour le produit a fin d'éviter tout problème de planéité.
Für die Rechteckig Formate empfehlen wir die unregelmäßige versetzte Verlegung dieser Fliese, um Probleme mit der Ebenfächigkeit zu vermeiden.

EK

Antichi Amori 272

Campigiane 278

Montecchio 282



TERRACOTTA

Un inno alla tradizione.

A homage to tradition.
Un hymne à la tradition.
Ein lobgesang an die tradition.



ANTICHI AMORI

Gres Porcellanato . Porcelain Stoneware
Grès Cérame . Feinsteinzeug

CANOSSA

ROSSENA

TORRECHIARA



TECH INFO



SIZES

30x30

12"x12"



15x30

6"x12"



SURFACES

Naturale . Natural . Naturel . Natur

15x30 (Canossa, Rossena, Torrechiara)

30x30 (Canossa, Rossena, Torrechiara)

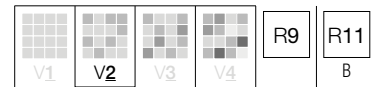
Sabbiato . Sandy . Antidérapant . Rau

15x30 (Canossa, Rossena, Torrechiara)

ANTICHI AMORI

GRES PORCELLANATO . PORCELAIN STONEWARE . GRÈS CÉRAME . FEINSTEINZEUG

Naturale . Natural . Naturel . Natur • **Sabbiato** . Sandy . Antidérapant . Rau



CANOSSA

15x30 . 6"x12"	NATURALE	24,07	R9	9,2 mm
15x30 . 6"x12"	SABBIATO	25,62	R11 B	9,2 mm
30x30 . 12"x12"	NATURALE	20,06	R9	9,2 mm

ROSSENA

15x30 . 6"x12"	NATURALE	24,07	R9	9,2 mm
15x30 . 6"x12"	SABBIATO	25,62	R11 B	9,2 mm
30x30 . 12"x12"	NATURALE	20,06	R9	9,2 mm

TORRECHIARA

15x30 . 6"x12"	NATURALE	24,07	R9	9,2 mm
15x30 . 6"x12"	SABBIATO	25,62	R11 B	9,2 mm
30x30 . 12"x12"	NATURALE	20,06	R9	9,2 mm




Formati 30x30 e 15x30 prodotti con bordi irregolari e angoli arrotondati.
30x30 and 15x30 sizes produced with uneven edges and rounded corners.
Formats 30x30 et 15x30 produits avec bords irréguliers et angles arrondis.
Format 30x30 und 15x30, mit unregelmäßigen Kanten und abgerundeten Ecken.

TAVELLE




CANOSSA
15x30 . 6"x12"



ROSSENA
15x30 . 6"x12"




TORRECHIARA
15x30 . 6"x12"



Nei formati rettangolari si consiglia la posa sfalsata irregolare del prodotto onde evitare problemi di planarità.
For the rectangular sizes is it advisable to stagger the product irregularly when laying it to avoid problems in flatness.
Pour les formats rectangulaire nous vous conseillons d'adopter la pose irrégulière à joints décalés pour le produit a fin d'éviter tout problème de planéité.
Für die Rechteckig Formate empfehlen wir die unregelmäßige versetzte Verlegung dieser Fliese, um Probleme mit der Ebenfächigkeit zu vermeiden.

Decor - Decors - Decors - Dekore



MOSAICO MIX 36 PZ. (5x5)
30x30 . 12"x12"

MOSAICO MIX	12,65
-------------	-------



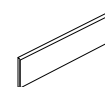
FASCIA MOSAICO A, B, C
10x30 . 4"x12"

TRECCIA MOSAICO	12,35
-----------------	-------



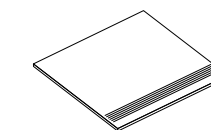
Le fasce sono fornite "A, B, C" miste nelle scatole.
An assortment of the different strips "A, B and C" is supplied in each box.
Les boîtes contiennent un mélange de frises "A, B, C".
Die Bänder sind in den Schachteln in der Form "A, B, C" gemischt.

Pezzi speciali - Trims - Pièces spéciales - Formstücke




BATTISCOPIA
7,5x30 . 3"x12"

CANOSSA	2,62
ROSSENA	2,62
TORRECHIARA	2,62



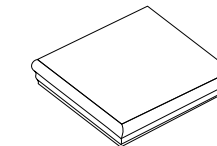
GRADINO
30x30 . 12"x12"

CANOSSA	5,86
ROSSENA	5,86
TORRECHIARA	5,86



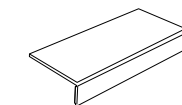
GRADONE CON TORO APPLICATO
30x30 . 12"x12"

CANOSSA	26,23
ROSSENA	26,23
TORRECHIARA	26,23



GRADONE CON TORO ANG. APP.
30x30 . 12"x12"

CANOSSA	38,58
ROSSENA	38,58
TORRECHIARA	38,58



ELEMENTO "L" INCOLLATO
15x30x5 . 6"x12"x2"

CANOSSA	8,95
ROSSENA	8,95
TORRECHIARA	8,95

ANTICHI AMORI



TAVELLE



CANOSSA
30x30 . 12"x12"



ROSSENA
30x30 . 12"x12"



CANOSSA
15x30 . 6"x12"



ROSSENA
15x30 . 6"x12"



TORRECHIARA
30x30 . 12"x12"



TORRECHIARA
15x30 . 6"x12"

*Formati 30x30 e 15x30 prodotti con bordi irregolari e angoli arrotondati.
30x30 and 15x30 sizes produced with uneven edges and rounded corners.
Formats 30x30 et 15x30 produits avec bords irréguliers et angles arrondis.
Format 30x30 und 15x30, mit unregelmäßigen Kanten und abgerundeten Ecken.*

*Formati 30x30 e 15x30 prodotti con bordi irregolari e angoli arrotondati.
30x30 and 15x30 sizes produced with uneven edges and rounded corners.
Formats 30x30 et 15x30 produits avec bords irréguliers et angles arrondis.
Format 30x30 und 15x30, mit unregelmäßigen Kanten und abgerundeten Ecken.*

CAMPIGIANE


Gres Porcellanato . Porcelain Stoneware
Grès Cérame . Feinsteinzeug

BRONZO

RAME

ORO

ROSATA

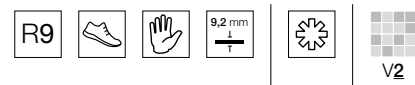


CAMPIGIANE BRONZO 30x30 • 12"x12"



CAMPIGIANE RAME 15x30 • 6"x12"

TECH INFO



SIZES

30x30
12"x12"

15x30
6"x12"



SURFACES

Naturale . Natural . Naturel . Natur

15x30 (Bronzo, Rame, Oro, Rosata)

30x30 (Bronzo, Rame, Oro, Rosata)

CAMPIGIANE

GRES PORCELLANATO . PORCELAIN STONEWARE . GRÈS CÉRAME . FEINSTEINZEUG

Naturale . Natural . Naturel . Natur



BRONZO

15x30 . 6"x12"	NATURALE	24,07	R9	9,2 mm
30x30 . 12"x12"	NATURALE	20,06	R9	9,2 mm

RAME

15x30 . 6"x12"	NATURALE	24,07	R9	9,2 mm
30x30 . 12"x12"	NATURALE	20,06	R9	9,2 mm

ORO

15x30 . 6"x12"	NATURALE	24,07	R9	9,2 mm
30x30 . 12"x12"	NATURALE	20,06	R9	9,2 mm

ROSATA


15x30 . 6"x12"	NATURALE	24,07	R9	9,2 mm
30x30 . 12"x12"	NATURALE	20,06	R9	9,2 mm

Formati 30x30 e 15x30 prodotti con bordi irregolari e angoli arrotondati.
30x30 and 15x30 sizes produced with uneven edges and rounded corners.
Formats 30x30 et 15x30 produits avec bords irréguliers et angles arrondis.
Format 30x30 und 15x30, mit unregelmäßigen Kanten und abgerundeten Ecken.

TAVELLE



BRONZO
15x30 . 6"x12"



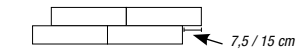
ROSATA
15x30 . 6"x12"



RAME
15x30 . 6"x12"




ORO
15x30 . 6"x12"



Nei formati rettangolari si consiglia la posa sfalsata irregolare del prodotto onde evitare problemi di planarità.
For the rectangular sizes is it advisable to stagger the product irregularly when laying it to avoid problems in flatness.
Pour les formats rectangulaire nous vous conseillons d'adopter la pose irrégulière à joints décalés pour le produit a fin d'éviter tout problème de planéité.
Für die Rechteckig Formate empfehlen wir die unregelmäßige versetzte Verlegung dieser Fliese, um Probleme mit der Ebenfächigkeit zu vermeiden.

Decor - Decors - Decors - Dekore



MOSAICO SCURO 36 PZ. (5x5)
30x30 . 12"x12"

MOSAICO SCURO	12,65
---------------	-------



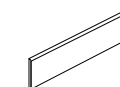
FASCIA MOSAICO A, B, C
10x30 . 4"x12"

FASCIA MOSAICO	12,35
----------------	-------



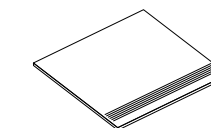
Le fasce sono fornite "A, B, C" miste nelle scatole.
An assortment of the different strips "A, B and C" is supplied in each box.
Les boîtes contiennent un mélange de frises "A, B, C".
Die Bänder sind in den Schachteln in der Form "A, B, C" gemischt.

Pezzi speciali - Trims - Pièces spéciales - Formstücke




BATTISCOPIA
7,5x30 . 3"x12"

BRONZO	2,62
RAME	2,62
ORO	2,62
ROSATA	2,62




GRADINO
30x30 . 12"x12"

BRONZO	5,86
RAME	5,86
ORO	5,86
ROSATA	5,86



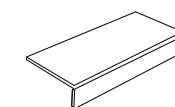
GRADONE CON TORO APPLICATO
30x30 . 12"x12"

BRONZO	26,23
RAME	26,23
ORO	26,23
ROSATA	26,23



GRADONE CON TORO ANG. APP.
30x30 . 12"x12"

BRONZO	38,58
RAME	38,58
ORO	38,58
ROSATA	38,58



ELEMENTO "L" INCOLLATO
15x30x5 . 6"x12"x2"

BRONZO	8,95
RAME	8,95
ORO	8,95
ROSATA	8,95

MONTECCHIO

Gres Porcellanato . Porcelain Stoneware
Grès Cérame . Feinsteinzeug



RAME



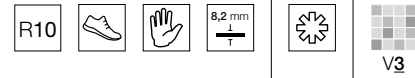
CUOIO



GESSO



TECH INFO



SIZES

15x30
6"x12"




SURFACES

Naturale . Natural . Naturel . Natur
15X30 (Rame, Cuoio, Gesso)



MONTECCHIO RAME 15x30 • 6"x12"



MONTECCHIO GESSO 15x30 • 6"x12"

MONTECCHIO



GRES PORCELLANATO . PORCELAIN STONEWARE . GRÈS CÉRAME . FEINSTEINZEUG
Naturale . Natural . Naturel . Natur



RAME

15x30 . 6"x12"	NATURALE	18,52	R10	8,2 mm
----------------	----------	-------	-----	--------



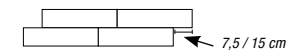
GESSO

15x30 . 6"x12"	NATURALE	18,52	R10	8,2 mm
----------------	----------	-------	-----	--------



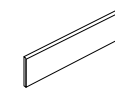
CUOIO

15x30 . 6"x12"	NATURALE	18,52	R10	8,2 mm
----------------	----------	-------	-----	--------



Nei formati rettangolari si consiglia la posa sfalsata irregolare del prodotto onde evitare problemi di planarità.
For the rectangular sizes is it advisable to stagger the product irregularly when laying it to avoid problems in flatness.
Pour les formats rectangulaire nous vous conseillons d'adopter la pose irrégulière à joints décalés pour le produit a fin d'éviter tout problème de planéité.
Für die Rechteckig Formate empfehlen wir die unregelmäßige versetzte Verlegung dieser Fliese, um Probleme mit der Ebenfächigkeit zu vermeiden.

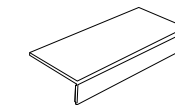
Pezzi speciali - Trims - Pièces spéciales - Formstücke



BATTISCOPIA
7,5x30 . 3"x12"



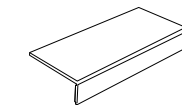
RAME	2,62
CUOIO	2,62
GESSO	2,62



**ELEMENTO "L" INCOLLATO
NATURALE**
15x30x5 . 6"x12"x2"



RAME	8,95
CUOIO	8,95
GESSO	8,95




**ELEMENTO "L" MONOLITICO
NATURALE**
15x30x5 . 6"x12"x2"



RAME	15,12
CUOIO	15,12
GESSO	15,12

EK





- H24 290
- Select 296
- Le Resine 302
- White Color 308
- Reflex 310
- Cementine 312



WALL TILES

Stonalizzi lievi. Contrasti dolci.

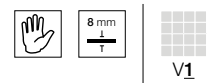
Minor differences in tone. Subtle contrasts.
Contrastes doux. Les traits de layers.
Leichte Farbnuancierungen. Sanfte Kontraste.



H24 WALL TILES

Bicottura . Double firing . Bicuissou . Zweimalbrand

TECH INFO



SIZES

20x50
8"x20"



SURFACES

Semiucido . Glossy . Brillant . Luster
20x50 (White, Grey, Decoro White, Decoro Grey)

FLOOR . PAVIMENTO PAG. 42

Naturale . Natural . Naturel . Natur
30,8x61,5 (White, Grey, Black, Moka)
35,8x35,8 (White, Grey, Black, Moka)
45,5x45,5 (White, Grey, Black, Moka)
61,5x61,5 (White, Grey, Black, Moka)

Sabbiato . Sandy . Antidérapant . Rau
45,5x45,5 (White, Grey)
61,5x61,5 (White, Grey)

Rettificato . Rectified . Rectifié . Rektifiziert
30,4x61 (White, Grey, Black, Moka)
61x61 (White, Grey, Black, Moka)
90x90 (White, Grey, Black, Moka)

WHITE

GREY



PAVIMENTO.FLOOR
H24 MOKA
61x61 • 24"x24" SABB.

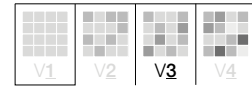
RIVESTIMENTO.WALL TILE
H24 WHITE WALL TILES
20x50 • 8"x20"
H24 LISTELLO QUADRIFOGLIO WHITE WALL TILES
4,5x50 • 1"3/4x20"
H24 WHITE WALL TILES
20x50 • 8"x20"



PAVIMENTO.FLOOR
H24 WHITE
61,5x61,5 • 24"x24" NAT.

RIVESTIMENTO.WALL TILE
H24 GREY
20x50 • 8"x20"
H24 GREY DECORO
20x50 • 8"x20"

H24 WALL TILES



BICOTTURA . DOUBLE FIRING . BICUISSON . ZWEIMALBRAND
Semilucido . Glossy . Brillant . Luster



WHITE

20x50 . 8"x20"	SEMILUCIDO	20,99	8 mm
----------------	------------	-------	------



GREY

20x50 . 8"x20"	SEMILUCIDO	20,99	8 mm
----------------	------------	-------	------

Decorì - Decors - Decors - Dekore



WHITE DECORO

20x50 . 8"x20"	SEMILUCIDO	24,07	8 mm
----------------	------------	-------	------



GREY DECORO

20x50 . 8"x20"	SEMILUCIDO	24,07	8 mm
----------------	------------	-------	------



LISTELLO QUADRIFOGLIO

4,5x50 . 1"3/4"x20"	WHITE	8,95
---------------------	-------	------



LISTELLO QUADRIFOGLIO

4,5x50 . 1"3/4"x20"	GREY	8,95
---------------------	------	------



LISTELLO RIGHE

4,5x50 . 1"3/4"x20"	WHITE	8,95
---------------------	-------	------



LISTELLO RIGHE

4,5x50 . 1"3/4"x20"	GREY	8,95
---------------------	------	------

BACCHETTA CROMATA

1x50 . "7/16"x20"	ANTRACITE	13,89
1x50 . "7/16"x20"	ARGENTO	13,89
1x50 . "7/16"x20"	BRONZO	13,89



H24 GREY DECORO 20x50 • 8"x20"

Decorì - Decors - Decors - Dekore



MOSAICO 36 PZ. (5x5)

30,2x30,2 . 12"x12"	
GREY	12,04
WHITE	12,04
BLACK	12,04
MOKA	12,04



MOSAICO 81 PZ. (3x3)

30,2x30,2 . 12"x12"	
GREY	13,58
WHITE	13,58
BLACK	13,58
MOKA	13,58



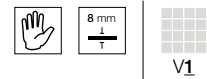
MOSAICO ASIMMETRICO 18 PZ.

30,2x30,2 . 12"x12"	
GREY	13,27
WHITE	13,27
BLACK	13,27
MOKA	13,27

SELECT WALL TILES

Bicottura . Double firing . Bicuissou . Zweimalbrand

TECH INFO



SIZES

20x50
8"x20"



SURFACES

Opaco . Matt . Satiné . Matt

20x50 (Bianco, Nebbia, Crema, Cenere, Fumo)

20x50 (Bianco touch, Nebbia touch, Crema touch, Cenere touch, Fumo touch)



FLOOR . PAVIMENTO

PAG. 48

TH2.0 - Rettificato . Rectified . Rectifié . Rektifiziert

60x60 (TH2.0 Cenere, TH2.0 Piombo)

Naturale . Natural . Naturel . Natur

30,8x30,8 (Bianco, Nebbia, Crema, Cenere, Fumo, Piombo)

30,8x61,5 (Bianco, Nebbia, Crema, Cenere, Fumo, Piombo)

45,5x45,5 (Bianco, Nebbia, Crema, Cenere, Fumo, Piombo)

61,5x61,5 (Bianco, Nebbia, Crema, Cenere, Fumo, Piombo)

61,5x61,5 (Nebbia 12 mm, Crema 12 mm, Fumo 12 mm)

Strutturato . Textured . Structuré . Strukturiert

30,8x30,8 (Crema, Fumo)

30,8x61,5 (Nebbia, Crema, Fumo)

45,5x45,5 (Nebbia, Crema)

61,5x61,5 (Cenere, Piombo)

Rettificato . Rectified . Rectifié . Rektifiziert

30,4x61 (Bianco, Nebbia, Crema, Cenere, Fumo, Piombo)

61x61 (Nebbia, Crema, Fumo)

61,5x121 (Bianco, Nebbia, Crema, Cenere, Fumo, Piombo)

90x90 (Bianco, Nebbia, Crema, Cenere, Fumo, Piombo)

Lappato in cresta . Honed . Semi-poli . Geläpft

61x61 (Nebbia, Crema, Fumo)

61,5x121 (Nebbia, Crema, Fumo)

90x90 (Nebbia, Crema, Fumo)

BIANCO

NEBBIA

CREMA

CENERE

FUMO



PAVIMENTO.FLOOR
SELECT NEBBIA
45,5x45,5 • 18"x18"

RIVESTIMENTO.WALL TILE
SELECT NEBBIA WALL TILES
20x50 • 8"x20"

DECORO SELECT MIX
20x50 • 8"x20"




PAVIMENTO.FLOOR
SELECT PIOMBO
90x90 • 32"x32" RETT.
SELECT MOSAICO 81 PZ (3x3) CREMA
30,2x30,2 • 12"x12"

RIVESTIMENTO.WALL TILE
SELECT CREMA TOUCH
20X50 • 8"x20"
SELECT MOSAICO 81 PZ (3x3) CREMA
30,2x30,2 • 12"x12"


SELECT WALL TILES




BICOTTURA . DOUBLE FIRING . BICUISSON . ZWEIMALBRAND
Opaco . Matt . Satiné . Matt




BIANCO
20x50 . 8"x20" OPACO 20,99 8 mm



NEBBIA
20x50 . 8"x20" OPACO 20,99 8 mm



CREMA
20x50 . 8"x20" OPACO 20,99 8 mm



CENERE
20x50 . 8"x20" OPACO 20,99 8 mm



FUMO
20x50 . 8"x20" OPACO 20,99 8 mm



BIANCO TOUCH
20x50 . 8"x20" OPACO 24,07 8 mm



NEBBIA TOUCH
20x50 . 8"x20" OPACO 24,07 8 mm



CREMA TOUCH
20x50 . 8"x20" OPACO 24,07 8 mm



CENERE TOUCH
20x50 . 8"x20" OPACO 24,07 8 mm




FUMO TOUCH
20x50 . 8"x20" OPACO 24,07 8 mm



LISTELLO SELECT BIANCO
4,5x50 . 1"3/4x20" BIANCO 8,95




LISTELLO SELECT NEBBIA
4,5x50 . 1"3/4x20" NEBBIA 8,95



LISTELLO SELECT CREMA
4,5x50 . 1"3/4x20" CREMA 8,95



LISTELLO SELECT CENERE
4,5x50 . 1"3/4x20" CENERE 8,95



LISTELLO SELECT FUMO
4,5x50 . 1"3/4x20" FUMO 8,95



DECORO SELECT MIX
20x50 . 8"x20" OPACO 24,07 8 mm

BACCHETTA CROMATA

1x50 . 7/16x20"	ANTRACITE	13,89
1x50 . 7/16x20"	ARGENTO	13,89
1x50 . 7/16x20"	BRONZO	13,89

LE RESINE

WALL TILES

Bicottura . Double firing . Bicuissou . Zweimalbrand

BIANCO

VERDE

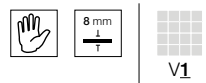
BLU

BEIGE

TORTORA

VINACCIA

TECH INFO



SIZES

20x50
8"x20"



SURFACES

Lucido . Glossy . Brillant . Glänzend

20x50 (Bianco, Verde, Blu, Beige, Tortora, Vinaccia)

20x50 (Decoro Geometrico: Verde, Blu, Beige, Tortora, Vinaccia)

20x50 (Decoro Universale)



PAVIMENTO.FLOOR
LES MUR STENCIL
61,5x61,5 • 24"x24" NAT.

RIVESTIMENTO.WALL TILE
LE RESINE BIANCO
20x50 • 8"x20"
LE RESINE BLU
20x50 • 8"x20"
LE RESINE DECORO BLU GEOMETRICO
20x50 • 8"x20"



RIVESTIMENTO WALL TILE
LE RESINE TORTORA 20x50 • 8"x20"
LE RESINE DECORO TORTORA GEOMETRICO 20x50 • 8"x20"




LE RESINE BIANCO
20x50 • 8"x20"
LE RESINE VINACCIA
20x50 • 8"x20"
LE RESINE DECORO VINACCIA GEOMETRICO
20x50 • 8"x20"
LE RESINE DECORO UNIVERSALE
20x50 • 8"x20"

LE RESINE WALL TILES

BICOTTURA . DOUBLE FIRING . BICUISSON . ZWEIMALBRAND

Lucido . Glossy . Brillant . Glaenzend



BIANCO

20x50 . 8"x20"	LUCIDO	20,99	8 mm
----------------	--------	-------	------



VERDE

20x50 . 8"x20"	LUCIDO	20,99	8 mm
----------------	--------	-------	------



BLU


20x50 . 8"x20"	LUCIDO	20,99	8 mm
----------------	--------	-------	------

BACCHETTA VERDE

0,5x50 . "3/16"x20"	LUCIDO	12,65	8 mm
---------------------	--------	-------	------

BACCHETTA BLU

0,5x50 . "3/16"x20"	LUCIDO	12,65	8 mm
---------------------	--------	-------	------



BEIGE

20x50 . 8"x20"	LUCIDO	20,99	8 mm
----------------	--------	-------	------



TORTORA

20x50 . 8"x20"	LUCIDO	20,99	8 mm
----------------	--------	-------	------



VINACCIA

20x50 . 8"x20"	LUCIDO	20,99	8 mm
----------------	--------	-------	------

BACCHETTA BEIGE

0,5x50 . "3/16"x20"	LUCIDO	12,65	8 mm
---------------------	--------	-------	------

BACCHETTA TORTORA

0,5x50 . "3/16"x20"	LUCIDO	12,65	8 mm
---------------------	--------	-------	------

BACCHETTA VINACCIA

0,5x50 . "3/16"x20"	LUCIDO	12,65	8 mm
---------------------	--------	-------	------

Decori - Decors - Decors - Dekore



DECORO UNIVERSALE

20x50 . 8"x20"	LUCIDO	24,07	8 mm
----------------	--------	-------	------



DECORO VERDE GEOMETRICO

20x50 . 8"x20"	LUCIDO	24,07	8 mm
----------------	--------	-------	------



DECORO BLU GEOMETRICO

20x50 . 8"x20"	LUCIDO	24,07	8 mm
----------------	--------	-------	------



DECORO BEIGE GEOMETRICO

20x50 . 8"x20"	LUCIDO	24,07	8 mm
----------------	--------	-------	------



DECORO TORTORA GEOMETRICO

20x50 . 8"x20"	LUCIDO	24,07	8 mm
----------------	--------	-------	------

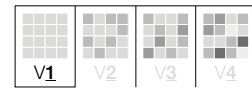


DECORO VINACCIA GEOMETRICO

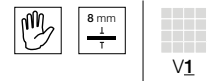
20x50 . 8"x20"	LUCIDO	24,07	8 mm
----------------	--------	-------	------

WHITE COLOR WALL TILES

Bicottura . Double firing . Bicuissou . Zweimalbrand



TECH INFO



SIZES

20x50
8"x20"




SURFACES

Lucido . Glossy . Brillant . Glaenzend

20x50 (*Tania, Brillo*)


Strutturato Lucido . Textured Glossy . Structuré Brillant . Strukturiert Glaenzend

20x50 (*Brillo Strutt.*)



TANIA

20x50 . 8"x20"	OPACO	20,99	8 mm
----------------	-------	-------	------



BRILLO

20x50 . 8"x20"	LUCIDO	20,99	8 mm
----------------	--------	-------	------



BRILLO STRUTT.

20x50 . 8"x20"	STRUTT. LUCIDO	24,07	8 mm
----------------	----------------	-------	------

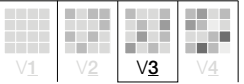


PAVIMENTO . FLOOR
PADOUK . NUT
20x121 8"x24" RET.

RIVESTIMENTO . WALL TILE
BRILLO STRUTTUTRATO . WALL TILES
20x50 • 8"x20" STRUTT. LUCIDO

REFLEX WALL TILES

Bicottura . Double firing . Bicuissou . Zweimalbrand




BIANCO

AVORIO

NEBBIA

ANTRACITE

BICOTTURA . DOUBLE FIRING . BICUISSON . ZWEIMALBRAND
Opaco . Matt . Satiné . Matt



BIANCO

20x50 . 8"x20"	OPACO	20,99	8 mm
----------------	-------	-------	------



LISTELLO LIVING BIANCO

3x50 . 1"x20"	OPACO	6,48
---------------	-------	------



NEBBIA

20x50 . 8"x20"	OPACO	20,99	8 mm
----------------	-------	-------	------



LISTELLO LIVING NEBBIA

3x50 . 1"x20"	OPACO	6,48
---------------	-------	------



AVORIO

20x50 . 8"x20"	OPACO	20,99	8 mm
----------------	-------	-------	------



LISTELLO LIVING CREMA

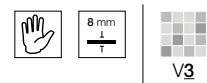
3x50 . 1"x20"	OPACO	6,48
---------------	-------	------



ANTRACITE

20x50 . 8"x20"	OPACO	20,99	8 mm
----------------	-------	-------	------


TECH INFO



SIZES

20x50

8"x20"



SURFACES

Opaco . Matt . Satiné . Matt

20x50 (Bianco, Avorio, Nebbia, Antracite)



FLOOR . PAVIMENTO PAG.74

Naturale . Natural . Naturel . Natur

30,8x61,5 (Bianco, Avorio, Nebbia, Nero, Tortora, Grigio, Antracite)

45,5x45,5 (Bianco, Avorio, Nebbia, Nero, Tortora, Grigio, Antracite)

61,5x61,5 (Bianco, Avorio, Nebbia, Nero, Tortora, Grigio, Antracite)

Rettificato . Rectified . Rectifié . Rektifiziert

61x61 (Bianco, Avorio, Nebbia, Nero, Tortora, Grigio, Antracite)


61,5x121 (Avorio, Tortora, Nero)

Decori - Decors - Decors - Dekore



DECORO MURETTO MIX

20x50 . 8"x20"	OPACO	24,07	8 mm
----------------	-------	-------	------



LISTELLO MURETTO MIX

5x50 . 2"x20"	OPACO	8,95
---------------	-------	------


CEMENTINE

WALL TILES

Bicottura . Double firing . Bicuissou . Zweimalbrand




BIANCO



BICOTTURA . DOUBLE FIRING . BICUISSON . ZWEIMALBRAND
Opaco . Matt . Satiné . Matt




BIANCO			
20x50 . 8"x20"	OPACO	20,99	8 mm



NEBBIA			
20x50 . 8"x20"	OPACO	20,99	8 mm

NEBBIA

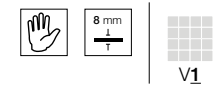


LISTELLO LIVING BIANCO		
3x50 . 1"x20"	LUCIDO	6,48




LISTELLO LIVING NEBBIA		
3x50 . 1"x20"	OPACO	6,48

TECH INFO



SIZES

20x50
8"x20"



SURFACES


Opaco . Matt . Satiné . Matt
20x50 (Bianco, Nebbia, Crema, Moka)

FLOOR . PAVIMENTO **PAG.96**

Naturale . Natural . Naturel . Natur
30,8x61,5 (Bianco, Nebbia, Crema, Beige, Grigio, Antracite, Moka)
35,8x35,8 (Bianco, Nebbia, Crema, Beige, Grigio, Antracite, Moka)
45,5x45,5 (Bianco, Nebbia, Crema, Beige, Grigio, Antracite, Moka)
61,5x61,5 (Bianco, Nebbia, Crema, Beige, Grigio, Antracite, Moka)

Sabbiato . Sandy . Antidérapant . Rau
35,8x35,8 (Bianco, Nebbia, Crema, Beige, Grigio, Antracite, Moka)
45,5x45,5 (Bianco, Nebbia, Crema, Beige, Grigio, Moka)
61,5x61,5 (Nebbia, Crema, Beige)

CREMA



CREMA			
20x50 . 8"x20"	OPACO	20,99	8 mm



LISTELLO LIVING CREMA		
3x50 . 1"x20"	OPACO	6,48



MOKA			
20x50 . 8"x20"	OPACO	20,99	8 mm



LISTELLO LIVING MOKA		
3x50 . 1"x20"	OPACO	6,48

Decori - Decors - Decors - Dekore



DECORO QUADRI MIX			
20x50 . 8"x20"	OPACO	24,07	8 mm



LISTELLO QUADRI MIX		
5,5x50 . 2"x20"	OPACO	8,95

TH2.0

LA SINTESI DI GAMMA

SUMMARY OF RANGE. RECAPITULATIF DE LA GAMME. PROGRAMMSYNTHESE.

90x90

Basaltina
Flatiron
Moonstone
Pietra di Vals
Unika

45x90

Basaltina
Flatiron
Formwork
Les Murs
Moonstone
Nature
Pietra di Vals

120x60

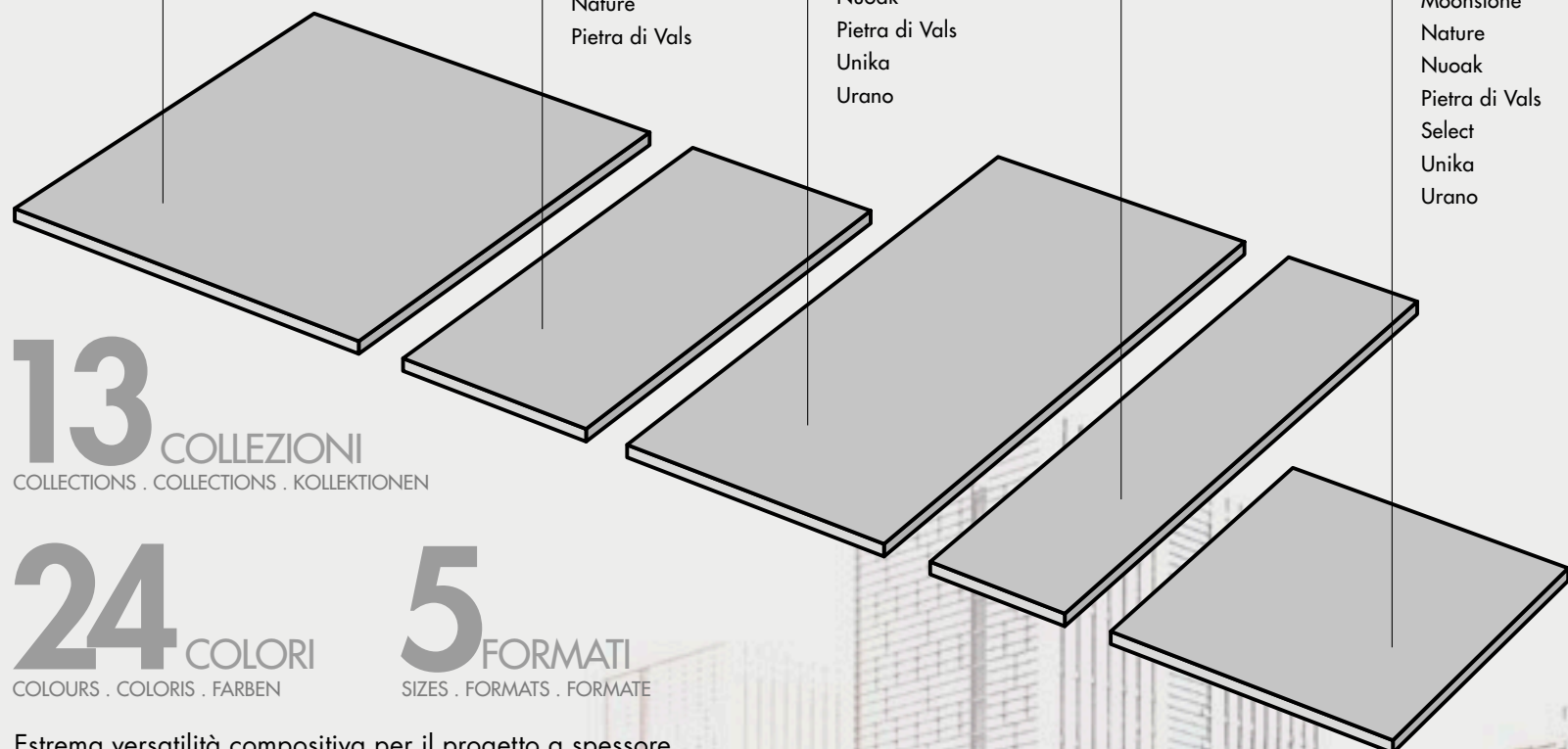
Basaltina
Flatiron
Loop
Moonstone
Nature
Nuok
Pietra di Vals
Unika
Urano

120x30

Nature
Nuok
Padouk

60x60

Basaltina
Flatiron
Formwork
Les Murs
Loop
Moonstone
Nature
Nuok
Pietra di Vals
Select
Unika
Urano



13 COLLEZIONI
COLLECTIONS . COLLECTIONS . KOLLEKTIONEN

24 COLORI
COLOURS . COLORIS . FARBEN

5 FORMATI
SIZES . FORMATS . FORMATE

Estrema versatilità compositiva per il progetto a spessore 20 mm dedicato all'outdoor. **13 collezioni** dall'anima differente vengono declinate in una vasta palette cromatica di **24 nuances** e in **5 diverse misure**, che spaziano dal tradizionale 60x60 cm al grande 120x60 cm.

Extreme use versatility for the outdoor collection with a thickness of 20 mm. **13 collections** with different designs are mixed into a chromatic pallet of **24 nuances** in **5 different sizes**, ranging from traditional sizes such as 60x60 cm to large sizes such as 120x60 cm.

Une grande polyvalence enrichit le projet en épaisseur 20 mm consacré à l'extérieur. Une large variété de modèles, tant en termes de couleurs que de formats: **13 collections** avec un esprit différent l'une de l'autre qui se déroulent en **24 couleurs** et en **plusieurs formats**, à compter du traditionnel 60x60 jusqu'au 120x60.


Extrem vielseitig und kombinierbar fuer Projekte im Aussenbereich in 20 mm Staerke. **13 verschiedene** Kollektionen, in einer Farbabstufung von **24 Nuancen** und **5 verschiedene Formate**, vom traditionellen Format 60x60 cm zum grossen 120x60.

Richiedi il catalogo TH2.0 a energieker@energieker.it

Contact us at energieker@energieker.it to receive the TH2.0 catalogue

Contactez nous à l'adresse energieker@energieker.it à fin de recevoir le catalogue TH2.0

Fordern Sie einen TH2.0 Katalog an bei energieker@energieker.it




TH2.0




GRES PORCELLANATO COLORATO IN MASSA . PORCELAIN STONEWARE COLOURED IN BODY
 GRÈS CÉRAME COLORÉ DANS LA MASSE . DURCHGEFÄRBTES FEINSTEINZEUG
 Rettificato . Rectified . Rectifié . Rektifiziert

Pietre



LOOP GREY

60x60 . 24"x24"	RETTIFICATO	57,10	R11 B	
60x120 . 24"x48"	RETTIFICATO	57,10	R11 B	



LOOP ANTHRACITE

60x60 . 24"x24"	RETTIFICATO	57,10	R11 B	
60x120 . 24"x48"	RETTIFICATO	57,10	R11 B	



UNIKA

60x60 . 24"x24"	RETTIFICATO	57,10	R11 B	
60x120 . 24"x48"	RETTIFICATO	74,07	R11 B	
90x90 . 36"x36"	RETTIFICATO	86,42	R11 B	



URANO GRIGIO

60x60 . 24"x24"	RETTIFICATO	57,10	R11 B	
60x120 . 24"x48"	RETTIFICATO	74,07	R11 B	




PIETRA DI VALS GREY

60x120 . 24"x48"	RETTIFICATO	74,07	R11 B	
60x60 . 24"x24"	RETTIFICATO	57,10	R11 B	
90x90 . 36"x36"	RETTIFICATO	86,42	R11 B	
45x90 . 18"x36"	RETTIFICATO	60,19	R11 B	




BASALTINA GREY

45x90 . 18"x36"	RETTIFICATO	60,19	R11 B	
60x60 . 24"x24"	RETTIFICATO	57,10	R11 B	
60x120 . 24"x48"	RETTIFICATO	74,07	R11 B	
90x90 . 36"x36"	RETTIFICATO	86,42	R11 B	



BASALTINA PIOMBO

45x90 . 18"x36"	RETTIFICATO	60,19	R11 B	
60x60 . 24"x24"	RETTIFICATO	57,10	R11 B	
60x120 . 24"x48"	RETTIFICATO	74,07	R11 B	
90x90 . 36"x36"	RETTIFICATO	86,42	R11 B	



MOONSTONE CREAM

45x90 . 18"x36"	RETTIFICATO	60,19	R11 B	
60x60 . 24"x24"	RETTIFICATO	57,10	R11 B	
60x120 . 24"x48"	RETTIFICATO	74,07	R11 B	
90x90 . 36"x36"	RETTIFICATO	86,42	R11 B	



MOONSTONE GREY

45x90 . 18"x36"	RETTIFICATO	60,19	R11 B	
60x60 . 24"x24"	RETTIFICATO	57,10	R11 B	
60x120 . 24"x48"	RETTIFICATO	74,07	R11 B	
90x90 . 36"x36"	RETTIFICATO	86,42	R11 B	

Legni



NATURE BROWN

45x90 . 36"x36"	RETTIFICATO	60,19	R11 B	
60x60 . 24"x24"	RETTIFICATO	57,10	R11 B	
30x120 . 12"x24"	RETTIFICATO	80,25	R11 B	
60x120 . 24"x48"	RETTIFICATO	74,07	R11 B	



NATURE GREY

45x90 . 36"x36"	RETTIFICATO	60,19	R11 B	
60x60 . 24"x24"	RETTIFICATO	57,10	R11 B	
30x120 . 12"x24"	RETTIFICATO	80,25	R11 B	
60x120 . 24"x48"	RETTIFICATO	74,07	R11 B	



NUOAK

60x60 . 24"x24"	RETTIFICATO	57,10	R11 B	
30x120 . 12"x24"	RETTIFICATO	80,25	R11 B	
60x120 . 24"x48"	RETTIFICATO	74,07	R11 B	




PADOUK WHITE

30x120 . 12"x48"	RETTIFICATO	80,25	R11 B	
------------------	-------------	-------	-------	--



PADOUK BEIGE

30x120 . 12"x48"	RETTIFICATO	80,25	R11 B	
------------------	-------------	-------	-------	--



PADOUK NUT

30x120 . 12"x48"	RETTIFICATO	80,25	R11 B	
------------------	-------------	-------	-------	--



PADOUK GREY

30x120 . 12"x48"	RETTIFICATO	80,25	R11 B	
------------------	-------------	-------	-------	--

TH2.0



Cementi



FLATIRON WHITE

60x60 . 24"x24"	RETTIFICATO	57,10	R11 B	
60x120 . 24"x48"	RETTIFICATO	74,07	R11 B	
90x90 . 36"x36"	RETTIFICATO	86,42	R11 B	



FLATIRON BLACK

60x60 . 24"x24"	RETTIFICATO	57,10	R11 B	
60x120 . 24"x48"	RETTIFICATO	74,07	R11 B	
90x90 . 36"x36"	RETTIFICATO	86,42	R11 B	



FLATIRON RUST

60x60 . 24"x24"	RETTIFICATO	57,10	R11 B	
60x120 . 24"x48"	RETTIFICATO	74,07	R11 B	
90x90 . 36"x36"	RETTIFICATO	86,42	R11 B	




LES MURS SPRAY

45x90 . 18"x36"	RETTIFICATO	60,19	R11 B	
60x60 . 24"x24"	RETTIFICATO	57,10	R11 B	




LES MURS TAG

45x90 . 18"x36"	RETTIFICATO	60,19	R11 B	
60x60 . 24"x24"	RETTIFICATO	57,10	R11 B	




FORMWORK GREY

45x90 . 18"x36"	RETTIFICATO	60,19	R11 B	
60x60 . 24"x24"	RETTIFICATO	57,10	R11 B	



SELECT CENERO

60x60 . 24"x24"	RETTIFICATO	57,10	R11 B	
-----------------	-------------	-------	-------	--



SELECT PIOMBO

60x60 . 24"x24"	RETTIFICATO	57,10	R11 B	
-----------------	-------------	-------	-------	--



TH2.0

I PEZZI SPECIALI

SPECIAL PIECES . PIÈCES SPÉCIALES . FORMTEILE



ROUND ANGOLARE DX
60x30 cm - 24"x12" . 64,81
90x45 cm - 36"x18" . 111,11

ROUND ANGOLARE SX
60x30 cm - 24"x12" . 64,81
90x45 cm - 36"x18" . 111,11

ROUND LINEARE
60x30 cm - 24"x12" . 49,38
90x30 cm - 36"x12" . 89,51
90x45 cm - 36"x18" . 89,51
120x30 cm - 48"x12" . 108,02
120x60 cm - 48"x24" . 108,02

GRIGLIA ANGOLO DX
60x20 cm - 24"x8" . 89,51
90x20 cm - 36"x8" . 135,80

GRIGLIA ANGOLO SX
60x20 cm - 24"x8" . 89,51
90x20 cm - 36"x8" . 135,80

GRIGLIA
60x20 cm - 24"x8" . 74,07
90x20 cm - 36"x8" . 120,37

GRES PORCELLANATO COLORATO IN MASSA . PORCELAIN STONEWARE COLOURED IN BODY
GRÈS CÉRAME COLORÉ DANS LA MASSE . DURCHGEFÄRBTES FEINSTEINZEUG

Rettificato . Rectified . Rectifié . Rektifiziert

Pezzi speciali disponibili su tutte le serie.

Special pieces available for all series. Pièces spéciales disponibles pour toutes les séries. Formteile für alle serien erhältlich.

ANGOLARE BORDO TORO SX
60x30 cm - 24"x12" . 111,11
90x30 cm - 36"x12" . 129,63
90x45 cm - 36"x18" . 129,63
120x30 cm - 48"x12" . 148,15
120x60 cm - 48"x24" . 148,15

ELEMENTO A L
60x30x5 cm - 24"x12"x2" . 74,07
90x30x5 cm - 36"x12"x2" . 111,11
90x45x5 cm - 36"x18"x2" . 111,11
120x30x5 cm - 48"x12"x2" . 148,15

ANGOLO ELEMENTO A L
30x30x5 cm - 12"x12"x2" . 86,42
45x45x5 cm - 18"x18"x2" . 98,77

ROUND LINEARE
60x30 cm - 24"x12" . 49,38
90x30 cm - 36"x12" . 89,51
90x45 cm - 36"x18" . 89,51
120x30 cm - 48"x12" . 108,02
120x60 cm - 48"x24" . 108,02

ANGOLARE BORDO TORO DX
60x30 cm - 24"x12" . 111,11
90x30 cm - 36"x12" . 129,63
90x45 cm - 36"x18" . 129,63
120x30 cm - 48"x12" . 148,15
120x60 cm - 48"x24" . 148,15

Consigli di posa pag. 336
Recommendations for installation page 336
Conseils pour la pose à la page 336
Ratschläge für die Verlegung, siehe Hinweise auf Seite 336

Il bordo arrotondato è del colore naturale del supporto, di conseguenza differente dal colore della superficie smaltata del prodotto.

The round edge has the natural color of the body. It does not match the color of the glazed surface.

Le bord arrondi présente la couleur du support du produit, donc il est différent de la couleur de la surface émaillée.

Betreff: mit Bezug auf den Sonderteil Schwimmbadrand. Die abgerundete Kante hat die originalfarbe vom Scherben, daher ist sie unterschiedlich von der glasierten Oberfläche des Produktes.

EK






Unicolors 324

Elementi 326

T E C N I C O

La progettazione inizia con la materia.


Planning starts from the raw material.
La conception commence par la matière.
Die planung beginnt mit der materie.



UNICOLORS

GRES PORCELLANATO . PORCELAIN STONEWARE . GRÈS CÉRAME . FEINSTEINZEUG

Naturale . Natural . Naturel . Natur




GHIACCIO

20x20 . 8"x8"	NATURALE	20,06	R9	7,2 mm
20x20 . 8"x8"	NATURALE	21,60	R10	7,2 mm




PANNA

20x20 . 8"x8"	NATURALE	20,06	R9	7,2 mm
20x20 . 8"x8"	NATURALE	21,60	R10	7,2 mm



GRIGIO

20x20 . 8"x8"	NATURALE	20,06	R9	7,2 mm
20x20 . 8"x8"	NATURALE	21,60	R10	7,2 mm



AZZURRO

20x20 . 8"x8"	NATURALE	20,06	R9	7,2 mm
20x20 . 8"x8"	NATURALE	21,60	R10	7,2 mm

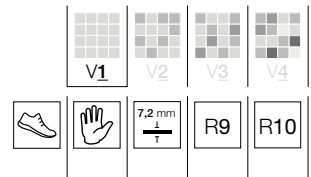


VERDE

20x20 . 8"x8"	NATURALE	20,06	R9	7,2 mm
20x20 . 8"x8"	NATURALE	21,60	R10	7,2 mm

GRES PORCELLANATO . PORCELAIN STONEWARE . GRÈS CÉRAME . FEINSTEINZEUG

Naturale . Natural . Naturel . Natur



GIALLO

20x20 . 8"x8"	NATURALE	20,06	R9	7,2 mm
20x20 . 8"x8"	NATURALE	21,60	R10	7,2 mm




ARANCIO

20x20 . 8"x8"	NATURALE	20,06	R9	7,2 mm
20x20 . 8"x8"	NATURALE	21,60	R10	7,2 mm


MONOCOTTURA . SINGLE FIRED . MONOCUISSON . EINBRAND

Opaco . Matt . Satiné . Matt • Lucido . Glossy . Brillant . Glänzend



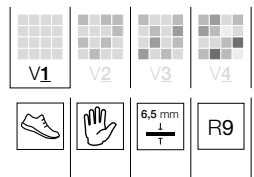
TANIA

20x20 . 8"x8"	OPACO	13,89	R9	6,5 mm
---------------	-------	-------	----	--------



BRILLO

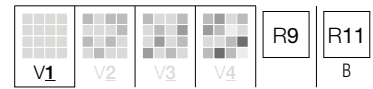
20x20 . 8"x8"	LUCIDO	13,89	R9	6,5 mm
---------------	--------	-------	----	--------



ELEMENTI

TUTTA MASSA . FULL BODY . DANS LA MASSE . DURCHGEFÄRBT

Naturale . Natural . Naturel . Natur • **Strutturato** . Textured . Structuré . Strukturierte



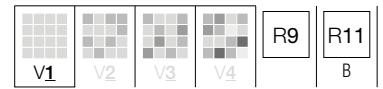
MERCURIO

30x30 . 12"x12"	NATURALE	17,90	R9	8,5 mm
30x30 . 12"x12"	STRUTTURATO	18,83	R11	8,5 mm

ELEMENTI

TUTTA MASSA . FULL BODY . DANS LA MASSE . DURCHGEFÄRBT

Naturale . Natural . Naturel . Natur • **Strutturato** . Textured . Structuré . Strukturierte • **Granigliato** . Granigliato . Granigliato . Granigliato



LUTEZIO

20x20 . 8"x8"	NATURALE	16,98	R9	7,2 mm
20x20 . 8"x8"	NATURALE	25,62	R9	11/12 mm
20x20 . 8"x8"	GRANIGLIATO	26,23	R11 B	11/12 mm
20x20 . 8"x8"	STRUTTURATO	17,59	R11 B	7,2 mm
20x20 . 8"x8"	STRUTTURATO	26,23	R11 B	11/12 mm
30x30 . 12"x12"	NATURALE	17,90	R9	8,5 mm
30x30 . 12"x12"	NATURALE	25,62	R9	11/12 mm
30x30 . 12"x12"	STRUTTURATO	18,83	R11 B	8,5 mm
30x30 . 12"x12"	GRANIGLIATO	26,23	R11 B	11/12 mm



CARBONIO

20x20 . 8"x8"	NATURALE	16,98	R9	7,2 mm
20x20 . 8"x8"	NATURALE	25,62	R9	11/12 mm
20x20 . 8"x8"	GRANIGLIATO	26,23	R11 B	11/12 mm
20x20 . 8"x8"	STRUTTURATO	17,59	R11 B	7,2 mm
20x20 . 8"x8"	STRUTTURATO	26,23	R11 B	11/12 mm
30x30 . 12"x12"	NATURALE	17,90	R9	8,5 mm
30x30 . 12"x12"	NATURALE	25,62	R9	11/12 mm
30x30 . 12"x12"	STRUTTURATO	18,83	R11 B	8,5 mm



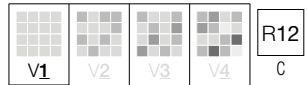
POLONIO

20x20 . 8"x8"	NATURALE	16,98	R9	7,2 mm
20x20 . 8"x8"	NATURALE	25,62	R9	11/12 mm
20x20 . 8"x8"	GRANIGLIATO	26,23	R11 B	11/12 mm
20x20 . 8"x8"	STRUTTURATO	17,59	R11 B	7,2 mm
20x20 . 8"x8"	STRUTTURATO	26,23	R11 B	11/12 mm
30x30 . 12"x12"	NATURALE	17,90	R9	8,5 mm
30x30 . 12"x12"	NATURALE	25,62	R9	11/12 mm
30x30 . 12"x12"	STRUTTURATO	18,83	R11 B	8,5 mm
30x30 . 12"x12"	GRANIGLIATO	26,23	R11 B	11/12 mm

ELEMENTI


TUTTA MASSA . FULL BODY . DANS LA MASSE . DURCHGEFÄRBT

Rice . Rice . Rice . Rice



LUTEZIO

20x20 . 8"x8"	RICE	26,23	R12 C	11/12 mm
---------------	------	-------	-------	----------



CARBONIO

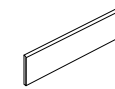
20x20 . 8"x8"	RICE	26,23	R12 C	11/12 mm
---------------	------	-------	-------	----------



POLONIO

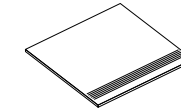
20x20 . 8"x8"	RICE	26,23	R12 C	11/12 mm
---------------	------	-------	-------	----------

pezzi speciali - trims - pièces spéciales - formstücke



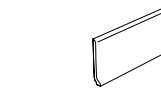
BATTISCOPA
7,5x30 . 3"x12"

CARBONIO	2,62
LUTEZIO	2,62
POLONIO	2,62
MERCURIO	2,62
LUTEZIO Strutt.	2,62
CARBONIO Strutt.	2,62
MERCURIO Strutt.	2,62
POLONIO Strutt.	2,62



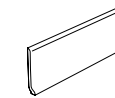
GRADINO
30x30 . 12"x12"

CARBONIO	5,86
LUTEZIO	5,86
POLONIO	5,86
MERCURIO	5,86
LUTEZIO Strutt.	5,86
CARBONIO Strutt.	5,86
MERCURIO Strutt.	5,86
POLONIO Strutt.	5,86



SCUSCIO A BECCO DI CIVETTA
10x20 . 4"x8"

CARBONIO	2,62
LUTEZIO	2,62
POLONIO	2,62



SCUSCIO A BECCO DI CIVETTA
10x30 . 4"x12"

CARBONIO	2,62
LUTEZIO	2,62
POLONIO	2,62



ANG. INTERNO BECCO DI CIVETTA
3x10 . 6/10"x4"

CARBONIO	2,62
LUTEZIO	2,62
POLONIO	2,62



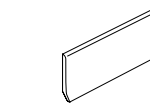
ANG. ESTERNO BECCO DI CIVETTA
3x10 . 6/10"x4"

CARBONIO	2,62
LUTEZIO	2,62
POLONIO	2,62



ZOCCOLO FRANCESE
10x20 . 4"x8"

CARBONIO	2,62
LUTEZIO	2,62
POLONIO	2,62



ZOCCOLO FRANCESE
10x30 . 4"x12"

CARBONIO	2,62
LUTEZIO	2,62
POLONIO	2,62



ANG. INTERNO ZF
3x10 . 6/10"x4"

CARBONIO	2,62
LUTEZIO	2,62
POLONIO	2,62



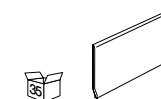
ANG. ESTERNO ZF
3x10 . 6/10"x4"

CARBONIO	2,62
LUTEZIO	2,62
POLONIO	2,62



SGUSCIA RACCORDATA FLAT TOP
10x20 . 4"x8"

CARBONIO	2,62
LUTEZIO	2,62
POLONIO	2,62



SGUSCIA RACCORDATA FLAT TOP
10x30 . 4"x12"

CARBONIO	2,62
LUTEZIO	2,62
POLONIO	2,62



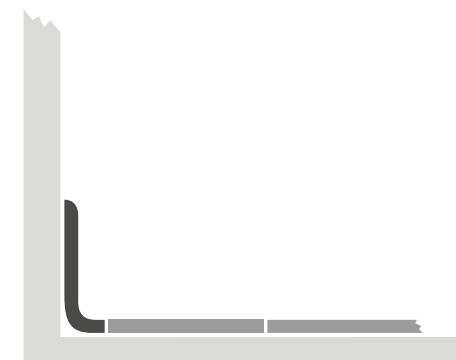
ANG. INTERNO FT
3x10 . 6/10"x4"

CARBONIO	2,62
LUTEZIO	2,62
POLONIO	2,62

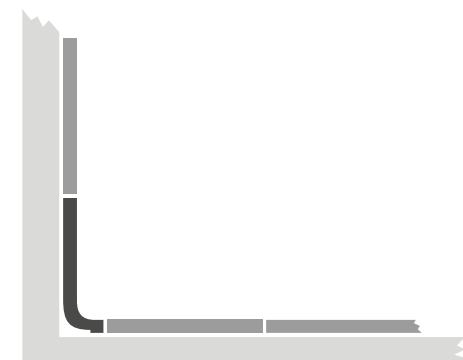


ANG. ESTERNO FT
3x10 . 6/10"x4"

CARBONIO	2,62
LUTEZIO	2,62
POLONIO	2,62



SGUSCIA A BECCO DI CIVETTA



SGUSCIA RACCORDATA FLAT TOP



ZOCCOLO FRANCESE

CARATTERISTICHE TECNICHE

Technical specification
Caractéristiques techniques
Technische daten

Classificazioni antiscivolo 332

Non-slip classification . Classification antidérapant . Trittsicherheitsklassen

Tabelle tecniche 334

Technical tables . Fiche technique . Technischeangaben

Certificazioni 335

Certification . Certifiques . Zertifizierungen

Consigli di posa 336

Installation advice . Conseils de pose . Verlegehinweise

Consigli per la stuccatura e la pulizia dopo posa 338

Recommendations for grouting and cleaning after installation . Conseils pour le stucage et le nettoyage après la pose
Ratschläge für die Verfugung und erste Reinigung nach der Verlegung

Pulizia e manutenzione dei prodotti Energie Ker 340

Cleaning and care of Energie Ker products . Nettoyage et entretien des articles Energie Ker
Reinigung und Pflege der produkte von Energie Ker

Avvertenze 348

Warning instructions . Instructions . Hinweise

Condizioni generali di vendita 349

General sales terms and conditions . Conditions Générales de vente . Allgemeine Verkaufsbedingungen

Tabella pesi e misure 350

Weights and measures table . Tableau poids et mesures . Gewicht und Masstabelle

Informazioni tecniche 352

Technical information . Informations techniques . Technische Informationen



CLASSIFICAZIONI ANTISCIVOLO

NON-SLIP CLASSIFICATION . CLASSIFICATION ANTIDÉRAPANT . TRITTSICHERHEITSKLASSEN

DIN 51097 (A+B+C)

Norma tedesca che prevede la determinazione delle proprietà anti-scivolo in zone bagnate. Il metodo adottato è il camminamento a piedi nudi su un piano ad inclinazione variabile dove viene fatta scorrere dell'acqua.





La classificazione per le caratteristiche antidirucchio su bagnato prevede 3 gruppi: A - B (A+B) - C (A+B+C).

German norm regarding the determination of the anti-slip characteristics in wet areas. The used method is trampling on a plane with variable sloping.

The classification of the anti-slip characteristics on wet surface includes 3 groups: A - B - C.

Norme allemande qui définit les propriétés antidérapantes des surfaces humides. La méthode de mesure se base sur le piétinement à pieds nus d'une surface où ruisselle de l'eau, selon différentes pentes. La classe antidérapage des surfaces humides se divise en 3 groupes: A, B et C.

Deutsche Norm zur Messung der Rutschfestigkeit in Nassbereichen. Die vorgesehene Methode beinhaltet das Barfußgehen auf einer schiefen Ebene mit mehr oder minder großem Neigungswinkel, auf der Wasser als Gleitmittel verwendet wird. Im Hinblick auf die rutschhemmenden Eigenschaften in Barfußbereichen wird nach 3 Bewertungsgruppen unterschieden: A - B - C.

angolo angle . inclinaison . winkel	classificazione classification . classification . bewertungsgruppe	destinazione d'uso intended use . utilisation prévue . bestimmungszweck
 $\alpha < 12^\circ$	Non classificato Unclassified / Non classé / Nicht bewertet	
 $12^\circ \leq \alpha \leq 18^\circ$	A	Spogliatoi, zone di accesso a piedi nudi, etc. Changing-rooms, barefoot access zones, etc. / Vestiaires, zones d'accès pieds nus, etc. / Umkleieräume, Barfuß-Zugangsbereiche, usw.
 $18^\circ \leq \alpha \leq 24^\circ$	B	Docce, bordi di piscine, etc. Showers, edges of swimming-pools, etc. / Douches et abords de piscines, etc./ Duschen, Beckenumgänge, usw.
 $\alpha \geq 24^\circ$	C	Bordi di piscine in pendenza ma sott'acqua, scale sommerse, Vasche di passaggio tra una piscina e l'altra, Zone dove sussiste la possibilità di acqua stagnante. Underwater sloping swimming-pool edges, submerged steps, linking troughs between pools, zones where water may stagnate. Abords de piscines inclinés sous l'eau, échelles immergées, bassins de passage d'une piscine à une autre, zones à hauteur desquelles peut être présente de l'eau stagnante. Geneigte wasserbeflutete Beckenumgänge, Unterwasserteppen, Durchgangsbecken zwischen mehreren Schwimmbecken, Zonen mit möglichen Wasseranstauungen.

ASTM C 1028

Normativa valida per gli U.S.A. che prevede la misura del coefficiente di attrito statico sia in condizioni di superficie asciutta che bagnata utilizzando un dispositivo scivolante rivestito di neolite su cui agisce un carico di 50 libbre. Gli indici di coefficiente di attrito statico sono i seguenti:

Norm valid for the U.S.A. including the measurement of the static friction coefficient in dry and wet surface conditions using a neolite-coated sliding device on which a 50-pound load is applied. The indexes of the static friction coefficient are the following:

Norme de référence des États-Unis qui définit le coefficient de friction statique sur des surfaces sèches ou humides, en utilisant un dispositif glissant revêtu de néolite sur lequel agit une charge de 50 livres. Les indices du coefficient de friction statique sont les suivants:

US-Norm zur Messung des statischen Reibungskoeffizienten auf trockener sowie nasser Oberfläche anhand einer gleitenden, neolitbeschichteten und mit 50 Pfund beschwerten Vorrichtung. Die statischen Reibbeiwerte sind:

$\leq 0,50$	Attrito contestabile Dubious slip resistance / Coefficient de friction contestable / Beanstandbare Reibung
$0,50 \div 0,60$	Attrito non anti-scivolo Ineffective slip resistance / Coefficient de friction non antidérapant / Keine Antrutsch-Reibung
$\geq 0,60$	Attrito anti-scivolo Slip resistant / Coefficient de friction antidérapant / Antrutsch-Reibung

CLASSIFICAZIONI ANTISCIVOLO

NON-SLIP CLASSIFICATION . CLASSIFICATION ANTIDÉRAPANT . TRITTSICHERHEITSKLASSEN

DIN 51130 ANTISCIVOLOSITÀ R

Normativa tedesca che misura le determinazione della resistenza allo scivolamento per pavimentazioni di ambienti di lavoro e zone operative con superfici sdrucchiolevoli Il metodo adottato è il calpestio su un piano ad inclinazione variabile. La classificazione per le caratteristiche antidirucchio prevede 5 gruppi: R9-R10-R11-R12-R13.

R ANTI-SLIP = German norm measuring the determination of anti-slip resistance for working and operating place floors with slippery surfaces. The used method is trampling on a plane with variable sloping. The classification of the anti-slip characteristics includes 5 groups: R9-R10-R11-R12-R13.

ANTIDÉRAPAGE R = norme allemande qui détermine la résistance au dérapage des carrelages destinés aux lieux de travail et zones où des surfaces antidérapantes sont requises. La méthode de mesure adoptée est le piétinement de surface selon différentes pentes. La classe antidérapage se divise en 5 groupes: R9, R10, R11, R12 et R13.

RUTSCHFESTIGKEIT R = Deutsche Norm zur Messung der Rutschfestigkeit von Fußböden in Arbeitsräumen und -bereichen mit rutschigen Oberflächen. Die vorgesehene Methode beinhaltet das Gehen auf einer schiefen Ebene mit mehr oder minder großem Neigungswinkel. Im Hinblick auf die rutschhemmenden Eigenschaften wird nach 5 Bewertungsgruppen unterschieden: R9-R10-R11-R12-R13







angolo angle . inclinaison . winkel	classificazione classification . classification . bewertungsgruppe	destinazione d'uso intended use . utilisation prévue . bestimmungszweck
 $\alpha < 6^\circ$	Non classificato Unclassified / Non classé / Nicht bewertet	
 $6^\circ \leq \alpha \leq 10^\circ$	R 9	Zone ingresso e scale con accesso dall'esterno. Ristoranti e mense, negozi, ambulatori, ospedali, scuole. Entrances and staircases with outdoor access. Restaurants and canteens, shops, clinics, hospitals, school. Zones d'entrée et escaliers avec accès de l'extérieur. Restaurants et cantines, magasins, cabinets de consultation, hôpitaux et écoles. Eingangsbereiche und Treppen mit Zugang von außen. Restaurants und Kantinen, Geschäfte, Praxen, Krankenhäuser, Schulen.
 $10^\circ \leq \alpha \leq 19^\circ$	R 10	Bagni e docce comuni, piccole cucine ed esercizi per la ristorazione, garage e sotterranei. Communal bathrooms and showers, small kitchens and catering outlets, garages and basements. Toilettes et douches communes, petites cuisines pour l'exercice de la restauration, garages et sous-sols. Badezimmer und Gemeinschaftsduschen, kleine Küchen und Betriebe für die Restauration, Garagen und Untergeschoße.
 $19^\circ \leq \alpha \leq 27^\circ$	R 11	Ambienti per la produzione di generi alimentari. Medie cucine di esercizi per la ristorazione. Ambienti di lavoro con forte presenza acqua e fanchiglia, laboratori, lavanderie, hangar. Food production facilities. Medium-sized restaurant kitchens. Working environments with large amounts of water and mud, laboratories, laundries and hangars. Locaux pour la production de denrées alimentaires. Cuisines de dimensions moyennes pour l'exercice de la restauration. Lieux de travail avec forte présence d'eau et de boue, laboratoires, teintureriers et hangars. Lebensmittelproduktionsbereiche. Mittlere Küchen für Restaurationsbetriebe. Arbeitsbereiche mit stark vorhandenem Wasser und Schlamm, Labors, Wäschereien, Hangars.
 $27^\circ \leq \alpha \leq 35^\circ$	R 12	Ambienti per la produzione di alimenti ricchi di grassi come latticini e derivati, olii e salumi. Grandi cucine per la ristorazione. Preparati industriali con impiego di sostanze scivolose. Parcheggi auto. Environments for the production of high-fat foods such as dairy products, oils and cured meats. Large restaurant kitchens. Industrial facilities making products using slippery substances. Car parks. Locaux pour la production de denrées alimentaires riches en matières grasses telles que charcuteries et huiles. Grandes cuisines pour l'exercice de la restauration. Ateliers industriels avec emploi de substances glissantes. Parcs de stationnement autos. Bereiche für die Produktion fettreicher Lebensmittel wie Milchprodukte und milchnebenprodukte, Öle und Wurstwaren. Großküchen für die Restauration. Industrielle Zubereitungen mit Einsatz rutschiger Stoffe. Autoparkplätze.
 $\alpha \geq 35^\circ$	R 13	Ambienti con grossa quantità di grassi. Lavorazione degli ambienti. Environments with large quantities of fats and grease. Food processing. Locaux avec grande quantité de graisses. Locaux de transformation des aliments. Bereiche mit großen Fettmengen. Lebensmittelbearbeitung.

TABELLE TECNICHE

TECHNICAL TABLES . FICHE TECHNIQUE . TECHNISCHE ANGABEN

CARATTERISTICHE TECNICHE GRÈS PORCELLANATO - CONFORMI A NORME EUROPEE EN 14411 APPENDICE G GRUPPO BIa CON E ≤ 0,5 %
 TECHNICAL SPECIFICATIONS OF PORCELAIN - CONFORMING TO EUROPEAN STANDARDS EN 14411 APPENDICE G GRUPPO BIa CON E ≤ 0,5 %
 CARACTERISTIQUES TECHNIQUES DU GRÈS CÉRAMÉ - CONFORMES AUX NORMES EUROPÉENNES EN 14411 APPENDICE G GRUPPO BIa CON E ≤ 0,5 %
 TECHNISCHE EIGENSCHAFTEN FÜR FEINSTEINZEUG - GEMÄSS DEN EUROPÄISCHEN NORMEN EN 14411 APPENDICE G GRUPPO BIa CON E ≤ 0,5 %

	Caratteristica tecnica Physical properties Caractéristique technique Technische Daten	Metodica di prova Testing method Norme d'essais Prüfverfahren	Riferimento norma Reference standard Référence norme Standardwert				Valore prodotto Product values Valeur produit Produkt Werte	
			7cm ≤ N < 15 cm (mm)	N ≥ 15 cm (%) (mm)		Naturale non rettificato	Rettificato e Levigato	
	Dimensioni Sizes Dimensions Abmessungen	EN ISO 10545-2	Lunghezza e larghezza / Length and width Longeur et largeur / Länge und Breite	±0.9	±0.6	±2.0	Conforme Conforming Conforme Erfüllt	Conforme Conforming Conforme Erfüllt
			Spessore / Thickness / Epaisseur / Stärke	±0.5	±5.0	±0.5		
			Rettilinearità spigoli / Linearity Rectitude des arêtes / Kantengeradheit	±0.75	±0.5	±1.5		
			Ortogonalità / Wedging / Orthogonalité / Rechtwinkligkeit	±0.75	±0.5	±2.0		
			Planarità / Warpage / Planéité / Ebenflächigkeit	±0.75	±0.5	±2.0		
Aspetto: percentuale di piastrelle accettabili nel lotto Appearance: percentage of acceptable tiles, per lot Aspect: pourcentage de carreaux acceptables sur la fourniture totale Oberflächenbeschaffenheit: Prozentsatz der Fliesen, die den geforderten Eigenschaften entsprechen	95 % min.	95 % min.	-					
	Assorbimento d'acqua % Water absorption % Absorption d'eau % Wasseraufnahme %	EN ISO 10545-3	E ≥ 0,6%				Conforme Conforming Conforme Erfüllt	
	Conforme Conforming Conforme Erfüllt	EN ISO 10545-4	valore medio ≥ 32 N/mm ²				Conforme Conforming Conforme Erfüllt	
	Sforzo di rottura Breakage resistance Résistance à la rupture Bruchlast		sp. < = 7,5 mm: min 700 N sp. ≥ = 7,5 mm: min 1300 N				Conforme Conforming Conforme Erfüllt	
	Resistenza all'abrasione profonda Scratch resistance Résistance à l'abrasion Bestimmung des Widerstandes gegen tiefen Verschleiß	EN ISO 10545-6	175 mm ³ max.				Medio / Average Moyenne / Mittelwert < 75 mm ³	
	Resistenza all'abrasione Abrasion resistance Résistance à l'abrasion Widerstand gegen Verschleiss	EN ISO 10545-7	Richiesta Required Requise Gefordert				III - V	
	Coefficiente di dilatazione termica lineare Thermal expansion coefficient Coefficient de dilatation thermique linéaire Wärmeausdehnung	EN ISO 10545-8	Valore dichiarato Declared value Valeur déclaré Angegebener Wert				6,5x10 ⁻⁶ °C	
	Resistenza agli sbalzi termici Thermal shock resistance Résistance aux écarts de température Temperaturwechselbeständigkeit	EN ISO 10545-9	Test superato in accordo con iso 10545-1 Pass according to iso 10545-1 Pv en accord avec norme en 10545-1 Test ueberstanden nach ISO 10545-1				Resistente Resistant Résistants Widerstandsfähig	
	Resistenza al gelo Frost resistance Résistance au gel Frostbeständigkeit	EN ISO 10545-12	Test superato in accordo con iso 10545-1 Pass according to iso 10545-1 Pv en accord avec norme en 10545-1 Test ueberstanden nach ISO 10545-1				Resistente Resistant Résistants Widerstandsfähig	
	Resistenza a basse concentrazioni di acidi e alcali Resistance to low concentrations of acids and alkali Résistance à des basses concentrations d'acides et bases Beständigkeit gegen schwach konzentrierte Säuren und Laugen	EN ISO 10545-13	Valore dichiarato Declared value Valeur déclaré Angegebener Wert				Vedi il minimale / See single tile picture Voir sous du carreau photo / Siehe einzelnen Abbildungen	
	Resistenza ad alte concentrazioni di acidi e alcali Resistance to high concentrations of acids and alkali Résistance à des hautes concentrations d'acides et bases Beständigkeit gegen stark konzentrierte Säuren und Laugen		Valore dichiarato Declared value Valeur déclaré Angegebener Wert				Vedi il minimale / See single tile picture Voir sous du carreau photo / Siehe einzelnen Abbildungen	
	Resistenza ai prodotti chimici di uso domestico e agli additivi per piscina Resistance to domestic chemicals and additives for swimming pools Résistance aux prod. chimiques d'usage domestique et additifs pour piscines Beständigkeit gegen chemische Haushaltsreiner und Zusatzstoffe für Schwimmbäder		B min.				Vedi il minimale / See single tile picture Voir sous du carreau photo / Siehe einzelnen Abbildungen	
	Resistenza dei colori alla luce Color resistance to light Résistance des couleurs a la lumière Lichtbeständigkeit	DIN 51094	Non devono presentare apprezzabili variazioni di colore. No noticeable color change. Ne doivent pas présenter de variations importantes des couleurs. Die Muster dürfen keine sichtbaren Farbveränderungen aufweisen.				Materiale inalterato dopo il test No alteration after testing Aucune altération relvee Keine Veränderung nach dem Test	
	Coefficiente di attrito (Scivolosità) Friction coefficient (slipperiness) Coefficient de friction (Glissement) Reibungskoeffizient (Schlupfrigkeit)	DIN 51130	Dove richiesto If needed Si demande Nach Anforderung				Vedi il minimale / See single tile picture Voir sous du carreau photo / Siehe einzelnen Abbildungen	
		DIN 51097					Vedi il minimale / See single tile picture Voir sous du carreau photo / Siehe einzelnen Abbildungen	
		B.C.R.A. D.M.236/ 89					Test disponibile / Available test Essai disponible / Proufzeugnis verfügbare	
		ASTM C1028-2007					Test disponibile / Available test Essai disponible / Proufzeugnis verfügbare	
		ANSI A 137.1-2012					Vedi il minimale / See single tile picture Voir sous du carreau photo / Siehe einzelnen Abbildungen	Test disponibile / Available test Essai disponible / Proufzeugnis verfügbare

* Si raccomanda di consultare Contract Division per le indicazioni necessarie al corretto utilizzo.
 It's advisable to refer Contract Division for all necessary guidelines to a correct use.
 Merci de consulter notre Contract Division pour les indications a un usage correct.
 Zur korrekten Anwendung wird empfohlen unsere Contract Division zu kontaktieren.

Schede tecniche consultabili sul sito: www.energieker.it
 Technical details available on: www.energieker.it
 Technisches Datenblatt auf der Website: www.energieker.it
 Fiches techniques à consulter sur le site: www.energieker.it

CERTIFICAZIONI

CERTIFICATION . CERTIFIQUES . ZERTIFIZIERUNGEN



Energie-Ker ha aderito volontariamente all'U.S. Green Building Council (USGBC), la più importante associazione statunitense di industrie appartenenti al settore edilizio, unite per promuovere edifici costruiti in accordo a precise disposizioni riguardanti la sostenibilità ambientale che sono incluse all'interno della certificazione LEED (Leadership in Energy and Environmental Design), un sistema a punteggio che misura la sostenibilità di un progetto. L'utilizzo di prodotti Energie-Ker contribuisce a ottenere punti per l'acquisizione della certificazione LEED.

Energie-Ker has voluntarily become a member of the U.S. Green Building Council (USGBC), the most important American association dedicated to environmentally sustainable building design and construction according to precise directives, which must be followed in order to obtain LEED (Leadership in Energy and Environmental Design) certification, a rating system that measures the sustainability of a project. Using Energie-Ker products contributes to getting points to achieve LEED certification.

Energie-Ker a adhéré volontairement à l'U.S. Green Building Council (USGBC), la plus grande association américaine d'industries appartenant à la filière BTP, unies pour promouvoir la réalisation de constructions conformes aux dispositions précises édictées en matière de durabilité environnementale, incluses dans la certification LEED (Leadership in Energy and Environmental Design), un système d'attribution de notes mesurant la durabilité d'un projet. L'utilisation des produits Energie-Ker contribue à l'obtention de points en vue de la certification LEED.

Energie-Ker ist freiwillig dem U.S. Green Building Council (USGBC) beigetreten, dem bedeutendsten Verband der Bauindustrien in den Vereinigten Staaten, die sich zur Förderung von Gebäuden vereinigt haben, die gewissen Nachhaltigkeitsvorschriften entsprechend gebaut werden. Diese Bestimmungen sind in der LEED-Zertifizierung (Leadership in Energy and Environmental Design), einem Punktesystem zur Bewertung der Nachhaltigkeit eines Projekts, enthalten. Der Gebrauch von Energie-Ker Produkten trägt zur Erlangung von Punkten der LEED-Zertifizierung bei.



Per maggiori informazioni consultare il sito www.certiquality.it

Certificazione CCC / CCC Certification / Certification CCC / CCC Zertifizierung



Regardez sur le site internet www.cstb.fr s'il vous plaît

CONSIGLI PER LA STUCCATURA E LA PULIZIA DOPO POSA

RECOMMENDATIONS FOR GROUTING AND CLEANING AFTER INSTALLATION . CONSEILS POUR LE STUCAGE ET LE NETTOYAGE APRÈS LA POSE . RATSCHLÄGE FÜR DIE VERFUGUNG UND ERSTE REINIGUNG NACH DER VERLEGUNG.

Pulizia del pavimento stuccato con “Stucchi epossidici”

Eseguire una precisa e corretta pulizia del prodotto ceramico è di fondamentale importanza per mantenerne nel tempo l’originaria lucentezza e bellezza. Si raccomanda pertanto di seguire con attenzione le indicazioni seguenti.

Pulizia del pavimento stuccato con “Stucchi cementizi a base d’acqua”

A) PULIZIA “DOPO-POSA” IN CANTIERE

Il lavaggio iniziale delle piastrelle nel “dopo-posa” in cantiere è una fase di fondamentale importanza.

È infatti in questo momento che è possibile rimuovere agevolmente dalle piastrelle tutti i residui dei materiali usati per la posa e/o della stuccatura delle fughe della piastrella stessa.

Si tratta di residui di varia natura che, se lasciati “asciugare e/o seccare” sulle piastrelle, soprattutto in quelle caratterizzate da una superficie strutturata più o meno accentuata potrebbero diventare difficili da rimuovere successivamente. Si raccomanda sempre la massima attenzione alla scelta dell’agente pulente per non alterare irrimediabilmente il grado di lucentezza e brillantezza della piastrella posata.

Pulizia del pavimento stuccato con “Stucchi cementizi a base d’acqua”

Come già accennato, con il lavaggio “dopo-posa” si rimuovono i residui di cemento, stucchi cementizi, salnitri, colle ed eventuali residui superficiali del materiale di varia natura. In questa fase il pavimento deve essere lavato con detersivi a base di acidi tamponati entro almeno 3-4 giorni dopo la posa e mai oltre i 10 giorni.

NB: Per i prodotti caratterizzati da superfici strutturate e/o antiscivolo si raccomanda, viste le asperità della struttura, di sporcare il meno possibile la superficie della piastrella durante le fasi della posa e di pulire bene subito dopo la stuccatura gli eccessi di materiali utilizzati con una spugna bagnata in acqua pulita. Si raccomanda altresì di eseguire la procedura sotto-descritta il prima possibile e comunque prima dei su citati 3-4 giorni massimi dal “dopo-posa”.

Procedere come segue:

- Preparare il detersivente come indicato in etichetta (si consiglia di effettuare prove preliminari su piastrelle non posate per verificare l’inalterabilità della superficie della piastrella)
- Bagnare preventivamente il pavimento con acqua pulita
- Stendere la soluzione sulle piastrelle lasciando che agisca per qualche minuto
- Passare la monospazzola utilizzando dischi appropriati (verdi per le superfici strutturate e rosso per le non strutturate) o una paglietta (verde per le superfici strutturate e rossa/marrone per le non strutturate) strofinando energicamente la superficie delle piastrelle.
- Risciacquare abbondantemente con acqua pulita aspirando il liquido

PULIZIA FINE CANTIERE STUCCO CEMENTIZIO	TIPO DI DETERGENTE	PRODOTTO	PRODUTTORE
	Detersivente acido	CEMENT REMOVER	FABER CHIMICA
		KERANET	MAPEI
		DETERDEK	FILA

Pulizia del pavimento stuccato con “Stucchi epossidici”

Nel caso di utilizzo di stucchi epossidici, considerato che essi induriscono rapidamente in pochi minuti, il lavaggio “dopo-posa” deve essere eseguito con **detersiventi alcalini** il più rapidamente possibile attenendosi scrupolosamente alle indicazioni e procedure d'utilizzo indicati in etichetta.

Procedere come segue:

- Preparare il detersivente come indicato in etichetta (si consiglia di effettuare prove preliminari su piastrelle non posate per verificare l’inalterabilità della superficie della piastrella)
- Bagnare preventivamente il pavimento con acqua pulita
- Stendere la soluzione sulle piastrelle lasciando che agisca per qualche minuto
- Passare la monospazzola utilizzando dischi appropriati (verdi per le superfici strutturate e rosso per le non strutturate) o una paglietta (verde per le superfici strutturate e rossa/marrone per le non strutturate) strofinando energicamente la superficie delle piastrelle.
- Risciacquare abbondantemente con acqua pulita aspirando il liquido

PULIZIA FINE CANTIERE STUCCO EPOSSIDICO	TIPO DI DETERGENTE	PRODOTTO	PRODUTTORE
	Detersivente alcalino	EPOXY REMOVER	FABER CHIMICA
		FILA CR	10 FILA

B) PULIZIA QUOTIDIANA

La pulizia ordinaria può essere fatta con l’ausilio di normali detersiventi neutri adatti alla pulizia delle superfici ceramiche, eventualmente diluendoli in acqua calda per aumentarne l’efficacia, attenendosi alle istruzioni in etichetta del produttore.

Pulizia del pavimento stuccato con “Stucchi cementizi a base d’acqua”

To maintain the original shine and beauty of your tiles after fixing, the correct cleaning procedures must be followed.

Pulizia del pavimento stuccato con “Stucchi cementizi a base d’acqua”

Immediate action after laying and grouting:

Cleaning the tiles immediately after the initial fixing and, again after the grouting, is very important. At this point thoroughly wash the surface and joints of the tile with clean water several times. This will ensure any residual adhesive or grout will not set on the surface of the tile causing cleaning difficulties later. This is particularly important when fixing tiles with a structured or non slip surface. When grouting tiles with a structured surface it is advisable to ensure grout does not get spread across the whole surface of the tile.

Secondary Cleaning:

Whilst thorough washing with clean water will remove residual adhesive and grout from the surface of the tile a proprietary acid based cleaning agent should be applied within 2-3 days of laying to completely clean the surface of the tile. When using secondary cleaning agents it is advisable to “test” the product on a loose tile first to ensure the surface shine and brilliance of the tile is not affected.Recommended Secondary Cleaning Detergents For Water Based Adhesive and Grout:

CLEANING CEMENT-BASED GROUT AFTER INSTALLATION	TYPE OF DETERGENT	PRODUCT	MANUFACTURER
	Acid detergent	CEMENT REMOVER	FABER CHIMICA
		KERANET	MAPEI
		DETERDEK	FILA

ALWAYS FOLLOW THE MANUFACTURES INSTRUCTIONS.

Recommended secondary Cleaning for Epoxy Grouted Floors:

When using epoxy grouts it is important to remember they harden much more quickly than conventional water based cement grouts. It is therefore necessary to carry out the cleaning procedures immediately using an alkaline detergent.

CLEANING EPOXY-BASED GROUT AFTER INSTALLATION	TYPE OF DETERGENT	PRODUCT	MANUFACTURER
	Alkaline detergent	EPOXY REMOVER	FABER CHIMICA
		FILA CR	10 FILA

ALWAYS FOLLOW THE MANUFACTURERS INSTRUCTIONS.

Everyday Cleaning and Maintenance:

For day to day general cleaning you should use any normal neutral detergent suitable for the cleaning of ceramic or porcelain tiles. Dilute with warm water and always follow the instructions on the product label.

Pulizia del pavimento stuccato con “Stucchi cementizi a base d’acqua”

Pulizia del pavimento stuccato con “Stucchi cementizi a base d’acqua”

Un nettoyage minutieux et correct du produit en céramique est fondamental pour en préserver le brillant et la beauté d’origine. Il est donc recommandé de suivre avec attention les indications suivantes

Pulizia del pavimento stuccato con “Stucchi cementizi a base d’acqua”

A) NETTOYAGE “APRÈS LA POSE” SUR LE CHANTIER

Le lavage initial des carreaux au cours de la phase “après la pose” sur le chantier est une étape extrêmement importante.

En effet, c’est à ce moment-là qu’il est possible d’éliminer facilement des carreaux tous les résidus du matériel utilisé pour la pose et/ou du jointage des joints.

Il s’agit de résidus de différente nature qui pourraient s’avérer difficiles à éliminer par la suite, si on les laisse “sécher et/ou durcir” sur les carreaux, surtout s’ils sont caractérisés par une surface structurée plus ou moins accentuée. On recommande toujours de choisir le produit de nettoyage avec la plus grande attention pour ne pas altérer irrémédiablement le degré de luisance et de brillance du carreau posé.

Nettoyage des carrelages jointes avec des “Mastics à base de ciment et d’eau”

Comme on l’a dit, le lavage “après la pose” permet d’éliminer les résidus de béton, les mastics à base de ciments, les nitrates de potassium, les colles et les éventuels résidus superficiels de différente nature. Au cours de cette phase, le carrelage doit être lavé avec des détergents à base d’acides tamponnés au moins 3-4 jours après la pose et au maximum dans les 10 jours.

N.B.: Pour les produits caractérisés par des surfaces structurées et/ou antidérapantes, il est recommandé, vu les aspérités de la structure, de salir le moins possible la surface du carreau au cours de la pose et de bien éliminer les excès de produit utilisé immédiatement après le jointage avec une éponge imbibée d’eau propre. Il est également recommandé d’exécuter la procédure décrite ci-dessous dès que possible et au plus tard avant la période maximale de 3-4 jours indiquée plus haut à compter de l’“après-pose”.

Procéder comme suit:

- Préparer le détergent d’après les indications figurant sur l’étiquette (il est recommandé d’effectuer des essais préliminaires sur des carreaux non posés pour vérifier l’inaltérabilité de la surface des carreaux)
- Mouiller préalablement le carrelage avec de l’eau propre
- Etaler la solution sur les carreaux en laissant agir quelques minutes
- Passer la monobrosse en utilisant les disques appropriés (verts pour les surfaces structurées et rouges pour les surfaces non structurées) ou une paille de fer (verte pour les surfaces structurées et rouge/marron pour les surfaces non structurées) en frottant énergiquement la surface des carreaux.
- Rincer abondamment à l’eau propre en aspirant le liquide

NETTOYAGE FIN DE CHANTIER MORTIER À BASE DE CIMENT	TYPE DE DÉTERGENT	PRODUIT	FABRICANT
	Détergent acide	CEMENT REMOVER	FABER CHIMICA
		KERANET	MAPEI
		DETERDEK	FILA

Nettoyage des carrelages jointes avec des “Mastics époxy”

Si l’on utilise des mastics époxy, vu qu’ils durcissent rapidement en quelques minutes, le lavage “après la pose” doit être effectué avec des **détersiventi alcalins** dans les plus brefs délais en suivant scrupuleusement les indications et les procédures d’utilisation figurant sur l’étiquette.

Procéder comme suit:

- Préparer le détergent d’après les indications figurant sur l’étiquette (il est recommandé d’effectuer des essais préliminaires sur des carreaux non posés pour vérifier l’inaltérabilité de la surface des carreaux)
- Mouiller préalablement le carrelage avec de l’eau propre
- Etaler la solution sur les carreaux en laissant agir quelques minutes
- Passer la monobrosse en utilisant les disques appropriés (verts pour les surfaces structurées et rouges pour les surfaces non structurées) ou une paille de fer (verte pour les surfaces structurées et rouge/marron pour les surfaces non structurées) en frottant énergiquement la surface des carreaux.
- Rincer abondamment à l’eau propre en aspirant le liquide

NETTOYAGE FIN DE CHANTIER MORTIER ÉPOXY	TYPE DE DÉTERGENT	PRODUIT	FABRICANT
	Détergent alcalin	EPOXY REMOVER	FABER CHIMICA
		FILA CR	10 FILA

B) NETTOYAGE QUOTIDIEN

Le nettoyage quotidien peut être réalisé à l’aide de détersiventi neutres normaux indiqués pour le nettoyage des surfaces en céramique, éventuellement en les diluant dans de l’eau chaude pour en augmenter l’efficacité, en suivant les instructions du producteur sur l’étiquette.

Pulizia del pavimento stuccato con “Stucchi cementizi a base d’acqua”

Die richtige Reinigung der Keramik Erzeugnisse ist äußerst wichtig, damit sie lange schön bleiben und ihre ursprüngliche Optik bewahrt wird. Daher empfehlen wir folgende Vorgehensweise:

Pulizia del pavimento stuccato con “Stucchi cementizi a base d’acqua”

A) REINIGUNG NACH DER VERLEGUNG/ERSTREINIGUNG ODER BAUENDREINIGUNG.

Die erste Reinigung der Fliesen nach der Verlegung ist von wesentlicher Bedeutung

Zu diesem Zeitpunkt ist es noch möglich, sämtliche Materialreste der Verlege- und/oder Verfüguingsarbeiten mühelos von den Fliesen zu entfernen. Lässt man diese Überreste verschiedener Art auf den Fliesen eintrocknen, so kann es sein, das diese sich vor allem bei einer stärker strukturierten Oberfläche, zu einem späteren Zeitpunkt nur noch sehr schwer beseitigen lassen. Auch das Reinigungsmittel sollte mit größter Sorgfalt ausgewählt werden, um zu vermeiden, dass die strahlende Optik der verlegten Fliesen nicht unwiederbringlich verloren geht.

Reinigung von Fußböden, die mit Zementfugenmörtel auf Wasserbasis“ verfügt sind

Wie bereits erwähnt, werden bei der Erstreinigung nach der Verlegung sämtliche Reste an Zement, Zementfugenmasse, Salpeter und Klebstoffen entfernt, ebenso wie eventuelle oberflächliche Materialreste verschiedener Art. Der Boden sollte innerhalb von 3-4 Tagen, jedoch spätestens 10 Tage nach der Verlegung mit einem schonenden und handelsüblichen Bauendreiniger gereinigt werden. Für empfindliche Oberflächen kann auch ein schonender Bauendreiniger für Marmor eingesetzt werden. Hier kann keine Verletzung der Oberfläche eintreten. Informieren Sie sich im Fachhandel und beachten Sie die Herstellerangaben.

Hinweis: Bei den Erzeugnissen mit strukturierter und/oder rutschfester Oberfläche wird aufgrund der rauen Struktur empfohlen, die Oberfläche während der Verlegung so wenig wie möglich zu beschmutzen und das überschüssige Material nach den Verfuigungsarbeiten sofort mit einem in sauberem Wasser getränkten Schwamm zu reinigen. Außerdem sollten die unten beschriebenen Arbeiten so früh wie möglich und in jedem Fall vor der oben genannten Frist von 3-4 Tagen nach der Verlegung durchgeführt werden.

Folgende Vorgehensweise empfehlen wir:

- Das Reinigungsmittel gemäß den Hinweisen auf dem Etikett verarbeiten (es wird empfohlen, vorher Proben an nicht verlegten Fliesen durchzuführen, um sicherzustellen, ob die Oberfläche nicht verändert wird).
- Der Belag wird mit klarem Wasser vorgeenässt.
- Das Reinigungsmittel wird auf den Belag aufgebracht. Beachten Sie die Herstellerangaben für die Einwirkzeit. Bei zu langen Einwirkzeiten können Verätzungen auftreten.
- Je nach Oberflächenstruktur können Sie zur manuellen Unterstützung, Bürsten oder Pads verwenden. Das gleiche gilt auch im Einsatz mit Reinigungsautomaten oder Einscheibenmaschinen. Aber bitte Vorsicht! Achten Sie auf die Härtegrade der Pads. Ihr Fachhändler wird Sie hinreichend aufklären. Zu harte Pads können die Oberfläche schädigen. Weichere Bürsten oder weiße/weiche Pads sind daher immer eine gute Wahl.
- Die Schmutzbrühe anschließend aufnehmen und gründlich mit klarem Wasser nachwaschen.

REINIGUNG BEI BAUSTELLE-NENDE ZEMENTSTUCK	ART DES REINIGUNGSMITTELS	PRODUKT	HERSTELLER
	Saures Reinigungsmittel	CEMENT REMOVER	FABER CHIMICA
		KERANET	MAPEI
		DETERDEK	FILA

Reinigung von Fußböden, die mit „Epoxidfugenmörtel“ verfügt sind:

Bei der Verwendung von Epoxidfugenmörtel, der bereits innerhalb weniger Minuten hart wird, muss die Erstreinigung schnellstmöglich nach der Verlegung mit geeigneten Reinigungsmitteln erfolgen, wobei die auf dem Etikett genannten Hinweise und Anwendungsverfahren unbedingt befolgt werden sollten.

REINIGUNG BEI BAUSTELLE-NENDE EPOXY STUCK	ART DES REINIGUNGSMITTELS	PRODUKT	HERSTELLER
	Alkalines Reinigungsmittel	EPOXY REMOVER	FABER CHIMICA
		FILA CR	10 FILA

B) TÄGLICHE REINIGUNG/UNTERHALTSREINIGUNG

Für die Unterhaltsreinigung empfehlen wir handelsübliche Feinsteinzeugreiniger. Informieren Sie sich im Fachhandel und beachten Sie die Herstellerangaben.

PULIZIA E MANUTENZIONE DEI PRODOTTI EK

SUPERFICI LAPPATE			
PULIZIA FINE CANTIERE STUCCO CEMENTIZIO	TIPO DI DETERGENTE	PRODOTTO	PRODUTTORE
	Detergente acido	TILE CLEANER	FABER CHIMICA
		FILA CLEANER	FILA
		FLOOR CLEANER	FABER CHIMICA
PROCEDURA *	Per stucchi cementizi additivati con resine o lattici occorre effettuare la rimozione subito con spugna e abbondante acqua. Lavare con una soluzione di detergente leggermente acido o neutro, diluito in acqua secondo le modalità comunicate dal fabbricante, mediante monospazzola o spazzola in saggina, frizionare energicamente. Risciacquare abbondantemente con acqua pulita rimuovendo completamente il liquido tramite spatola gommata e stracci o aspiraliquidi. Ripetere il lavaggio e il risciacquo per due volte con acqua pulita e quindi lasciare asciugare accuratamente.		
PULIZIA FINE CANTIERE STUCCO EPOSSIDICO	TIPO DI DETERGENTE	PRODOTTO	PRODUTTORE
	Detergente alcalino	EPOXY REMOVER	FABER CHIMICA
		FILA CR 10	FILA
PROCEDURA *	Per stucchi epossidici la rimozione deve essere fatta immediatamente con spugna e abbondante acqua. Il giorno successivo alla stuccatura lavare la pavimentazione con soluzione a base di detergente alcalino, diluito in acqua secondo le indicazioni comunicate dal fabbricante, per mezzo di monospazzola o spazzola in saggina frizionando energicamente. Risciacquare abbondantemente con acqua pulita asportando completamente il liquido tramite spatola gommata e stracci o aspiraliquidi. Ripetere il lavaggio e il risciacquo con acqua pulita per due volte e quindi lasciare asciugare accuratamente. Se dovessero rimanere residui traslucidi di stucco utilizzare un solvente idoneo come può essere un diluente al nitro.		
PULIZIA CONSIGLIATA PRIMA DI ARREDARE I LOCALI	TIPO DI DETERGENTE	PRODOTTO	PRODUTTORE
	Detergente leggermente acido o neutro	TILE CLEANER	FABER CHIMICA
		FILA CLEANER	FILA
		FLOOR CLEANER	FABER CHIMICA
PROCEDURA *	Lavare la pavimentazione con soluzione di detergente leggermente acido o detergente neutro, diluito in acqua secondo le indicazioni comunicate dal fabbricante, mediante monospazzola o spazzola in saggina frizionando energicamente. Risciacquare abbondantemente con acqua pulita rimuovendo completamente il liquido tramite spatola gommata e stracci o aspiraliquidi. Ripetere il lavaggio e il risciacquo con acqua pulita per due volte e quindi lasciare asciugare accuratamente.		
MANUTENZIONE ORDINARIA	TIPO DI DETERGENTE	PRODOTTO	PRODUTTORE
	Detergente neutro	FILA CLEANER	FILA
		FLOOR CLEANER	FABER CHIMICA
PROCEDURA *	Lavare il pavimento con detergenti neutri diluiti in acqua seguendo le istruzioni comunicate dal fabbricante. Non utilizzare prodotti con cere o additivi lucidanti. Sciacquare abbondantemente con acqua pulita e quindi lasciare asciugare accuratamente.		
RIMOZIONE MACCHIE COLORATE (vino, frutta, caffè, nicotina)	TIPO DI DETERGENTE	PRODOTTO	PRODUTTORE
	Detergente polifunzionale	COLORED STAIN REMOVER	FABER CHIMICA
		PS 87	FILA
PROCEDURA *	Utilizzare secondo le concentrazioni indicate dal fabbricante, direttamente sulla macchia, lasciare agire secondo i tempi indicati dal fabbricante, e risciacquare la superficie. Se la macchia dovesse persistere ripetere l'operazione.		
RIMOZIONE DI ALONATURE LUCIDE /OPACHE	TIPO DI DETERGENTE	PRODOTTO	PRODUTTORE
	Detergente polifunzionale	TILE CLEANER	FABER CHIMICA
		PS 87	FILA
PROCEDURA *	Utilizzare secondo le concentrazioni comunicate dal fabbricante direttamente sulla macchia, lasciare agire secondo i tempi suggeriti e rimuovere il residuo con spugna umida. Se la macchia dovesse persistere ripetere l'operazione.		

SUPERFICI NATURALI E STRUTTURATE			
PULIZIA FINE CANTIERE STUCCO CEMENTIZIO	TIPO DI DETERGENTE	PRODOTTO	PRODUTTORE
	Detergente acido	CEMENT REMOVER	FABER CHIMICA
		KERANET	MAPEI
		DETERDEK	FILA
PROCEDURA *	Per stucchi cementizi additivati con resine o lattici occorre effettuare la rimozione subito con spugna e risciacquare abbondantemente. Utilizzare a stucco indurito, mai oltre 7 giorni, un detergente acido post posa diluito in acqua seguendo le modalità comunicate dal fabbricante mediante monospazzola o spazzola in saggina e frizionare. Sciacquare abbondantemente con acqua pulita, rimuovendo completamente il liquido tramite spatola gommata e stracci puliti o aspiraliquidi. Ripetere il lavaggio e il risciacquo con acqua pulita per due volte e quindi lasciare asciugare accuratamente.		
PULIZIA FINE CANTIERE STUCCO EPOSSIDICO	TIPO DI DETERGENTE	PRODOTTO	PRODUTTORE
	Detergente alcalino	EPOXY REMOVER	FABER CHIMICA
		FILA CR 10	FILA
PROCEDURA *	Lavare il pavimento con soluzione detergente leggermente acida o neutra, diluita in acqua secondo le indicazioni comunicate dal fabbricante, mediante monospazzola o spazzola in saggina frizionando energicamente. Sciacquare abbondantemente con acqua pulita, rimuovendo completamente il liquido tramite spatola gommata e stracci puliti o aspiraliquidi. Ripetere il lavaggio e il risciacquo con acqua pulita per due volte e quindi lasciare asciugare accuratamente.		
MANUTENZIONE ORDINARIA	TIPO DI DETERGENTE	PRODOTTO	PRODUTTORE
	Detergente neutro	FILA CLEANER	FILA
		FLOOR CLEANER	FABER CHIMICA
PROCEDURA *	Lavare il pavimento con detergenti neutri diluiti in acqua seguendo le istruzioni comunicate dal fabbricante. Non utilizzare prodotti con cere o additivi lucidanti. Sciacquare abbondantemente con acqua pulita e quindi lasciare asciugare accuratamente.		
RIMOZIONE MACCHIE COLORATE (vino, frutta, caffè, nicotina)	TIPO DI DETERGENTE	PRODOTTO	PRODUTTORE
	Detergente polifunzionale	COLORED STAIN REMOVER	FABER CHIMICA
		PS 87	FILA
PROCEDURA *	Utilizzare secondo le concentrazioni comunicate dal fabbricante, direttamente sulla macchia, lasciare agire secondo i tempi indicati dal fabbricante, e risciacquare la superficie con acqua pulita. Se la macchia dovesse persistere ripetere l'operazione.		
RIMOZIONE DI ALONATURE LUCIDE /OPACHE	TIPO DI DETERGENTE	PRODOTTO	PRODUTTORE
	Detergente polifunzionale	TILE CLEANER	FABER CHIMICA
		PS 87	FILA
PROCEDURA *	Utilizzare secondo le concentrazioni comunicate dal fabbricante direttamente sulla macchia, lasciare agire secondo i tempi suggeriti e rimuovere il residuo con spugna umida. Se la macchia dovesse persistere ripetere l'operazione.		

Nel caso di **residui di sporco non rimovibili con detergenti di uso comune si consiglia di consultare la tabella sottostante:**

TIPO DI SPORCO	SOLUZIONE	DETERGENTI	PRODOTTORE
MACCHIE INORGANICHE			
carbone - efflorescenze calcaree - gesso - segni metallici - ruggine - matita (grafite) - tempere naturali	ACIDA	DETERDEK CEMENT REMOVER	Fila Industria Chimica S.p.A. Faber Chimica
MACCHIE ORGANICHE			
Tracce di gomma (suole,pneumatici)	ALCALINA	FILA PS/87 TILE CLEANER	Fila Industria Chimica S.p.A. Faber Chimica
coca cola - caffè - vino - birra - gelato - oli e grassi animali e vegetali - mostarda - ketchup - maionese - marmellata - tintura per capelli - shampoo - rossetto - chewing-gum - inchiostri lamposti	ALCALINA	FILA PS/87 TILE CLEANER	Fila Industria Chimica S.p.A. Faber Chimica
MACCHIE SINTETICHE			
oli siliconici e meccanici - silicone - resine - smalti - lacche - bitume - cera di candele - vernice - catrame - caucciù - residui di scotch	SOLVENTE	FILASOLV ACETONE DILUENTE NITRO	Fila Industria Chimica S.p.A. In Commercio In Commercio
CASI PARTICOLARI			
TIPO DI SPORCO	DETERGENTE	MODO OPERATIVO	
MACCHIE PARTICOLARI			
rimozione di cere protettive	DETERDEK (Fila) TILE CLEANER (Faber)	Per l'eliminazione dei residui di cera, compiere il lavaggio acido strofinando energicamente con tampone scotch-brite fino a completa eliminazione del materiale solido. Nel caso in cui dovessero rimanere alonature siliconiche, distribuire filasolv, lasciando agire fino a completa evaporazione. Risciacquare abbondantemente con acqua calda pulita.	
alonature rotonde delle ventose	FILA HOBBY (Fila) PS/87 (Fila)	Spruzzare con l'apposito spruzzo (per fila hobby) il detergente sulla piastrella che presenta l'alone. Lasciare agire per qualche secondo (mai fino ad asciugamento completo), strofinare energicamente con tampone scotch-brite inumidito e risciacquare abbondantemente con acqua calda pulita.	
MACCHIE RESISTENTI			
rimozione di cere protettive	PH ZERO (Fila Industria Chimica)	Ph zero è un acido piu' forte del deterdek e pertanto la sua azione è piu' aggressiva verso le macchie di natura inorganica. Da usare solo in casi giudicati estremi e dopo aver provato, anche piu' volte, con deterdek.	
alonature rotonde delle ventose	DRASTIC (Fila Industria Chimica)	Drastic è un prodotto alcalino piu' forte del ps/87 e pertanto la sua azione è piu' aggressiva verso le macchie di natura organica. Da usare solo in casi giudicati estremi e dopo aver provato, anche piu' volte, con ps/87.	

CLEANING AND CARE OF EK PRODUCTS

LAPPED SURFACES			
CLEANING CEMENT-BASED GROUT AFTER INSTALLATION	TYPE OF DETERGENT	PRODUCT	MANUFACTURER
	Acid detergent	TILE CLEANER	FABER CHIMICA
		FILA CLEANER	FILA
		FLOOR CLEANER	FABER CHIMICA
PROCEDURE *	Residues of cement-based grouts containing resin or latex must be removed immediately with a sponge. Rinse with plenty of water. Wash with a mildly acid or neutral cleaning solution, diluted in water as indicated by the manufacturer. Rub vigorously with a motorised brush or broom. Rinse thoroughly with clean water. Soak up liquid with a rubber-coated squeegee, clean cloths or liquid remover. Repeat cleaning and rinse twice with clean water. Allow to dry.		
CLEANING EPOXY-BASED GROUT AFTER INSTALLATION	TYPE OF DETERGENT	PRODUCT	MANUFACTURER
	Alkaline detergent	EPOXY REMOVER	FABER CHIMICA
		FILA CR 10	FILA
PROCEDURE *	Epoxy-based grout must be removed immediately with a sponge. Rinse with plenty of water. The day of grouting, wash the floor with an alkaline detergent, diluted as indicated by the manufacturer. Rub vigorously with a motorised brush or broom. Rinse thoroughly with clean water. Soak up liquid with a rubber-coated squeegee, clean cloths or liquid remover. Repeat cleaning and rinse twice with clean water. Allow to dry. If grout stains remain, use a suitable solvent, such as a nitro thinner.		
RECOMMENDED CLEANING BEFORE FURNISHING ROOMS	TYPE OF DETERGENT	PRODUCT	MANUFACTURER
	Mildly acid or neutral detergent	TILE CLEANER	FABER CHIMICA
		FILA CLEANER	FILA
		FLOOR CLEANER	FABER CHIMICA
PROCEDURE *	Wash the floor with a mildly acid or neutral cleaning solution, diluted in water as indicated by the manufacturer. Rub vigorously with a motorised brush or broom. Rinse thoroughly with clean water. Soak up liquid with a rubber-coated squeegee, clean cloths or liquid remover. Repeat cleaning and rinse twice with clean water. Allow to dry.		
ROUTINE CARE	TYPE OF DETERGENT	PRODUCT	MANUFACTURER
	Neutral detergent	FILA CLEANER	FILA
		FLOOR CLEANER	FABER CHIMICA
PROCEDURE *	Wash the floor with a neutral detergent, diluted in water as indicated by the manufacturer. Never use wax-based products or glossenhancers. Rinse thoroughly with clean water and allow to dry.		
REMOVAL OF COLOURED STAINS (wine, fruit, coffee, nicotine)	TYPE OF DETERGENT	PRODUCT	MANUFACTURER
	Multipurpose detergent	COLORED STAIN REMOVER	FABER CHIMICA
		PS 87	FILA
PROCEDURE *	Apply directly to the stain and allow to soak, for the time and in the concentration indicated by the manufacturer. Then rinse the surface. If the stain remains, repeat.		
REMOVAL OF GREASY SUBSTANCES	TYPE OF DETERGENT	PRODUCT	MANUFACTURER
	Multipurpose detergent	OIL & GREASE REMOVER	FABER CHIMICA
		PS 87	FILA
PROCEDURE *	Apply directly to the stain and allow to soak, for the time and in the concentration indicated by the manufacturer. Remove residue with a moist sponge. If the stain remains, repeat.		

* TEST THE PRODUCTS ON A SMALL AREA OF THE FLOOR

NATURAL AND TEXTURED SURFACES			
CLEANING CEMENT-BASED GROUT AFTER INSTALLATION	TYPE OF DETERGENT	PRODUCT	MANUFACTURER
	Acid detergent	CEMENT REMOVER	FABER CHIMICA
		KERANET	MAPEI
		DETERDEK	FILA
PROCEDURE *	Residues of cement-based grouts containing resin or latex must be removed immediately with a sponge. Rinse with plenty of water. To remove hardened grout (within 7 days from installation), use an acid detergent for after-installation cleaning, diluted in water in accordance to the manufacturer's instructions. Apply and rub with a motorised brush or broom. Rinse thoroughly with clean water. Soak up liquid with a rubber-coated squeegee, clean cloths or liquid remover. Repeat cleaning and rinse twice with clean water. Allow to dry.		
CLEANING EPOXY-BASED GROUT AFTER INSTALLATION	TYPE OF DETERGENT	PRODUCT	MANUFACTURER
	Alkaline detergent	EPOXY REMOVER	FABER CHIMICA
		FILA CR 10	FILA
PROCEDURE *	Wash the floor with a mildly acid or neutral cleaning solution, diluted in water as indicated by the manufacturer. Rub vigorously with a motorised brush or broom. Rinse thoroughly with clean water. Soak up liquid with a rubber-coated squeegee, clean cloths or liquid remover. Repeat cleaning and rinse twice with clean water. Allow to dry.		
ROUTINE CARE	TYPE OF DETERGENT	PRODUCT	MANUFACTURER
	Neutral detergent	FILA CLEANER	FILA
		FLOOR CLEANER	FABER CHIMICA
PROCEDURE *	Wash the floor with a neutral detergent, diluted in water as indicated by the manufacturer. Never use wax-based products or gloss-enhancers. Rinse thoroughly with clean water and allow to dry.		
REMOVAL OF COLOURED STAINS (wine, fruit, coffee, nicotine)	TYPE OF DETERGENT	PRODUCT	MANUFACTURER
	Multipurpose detergent	COLORED STAIN REMOVER	FABER CHIMICA
		PS 87	FILA
PROCEDURE *	Apply directly to the stain and allow to soak, for the time and in the concentration indicated by the manufacturer. Rinse thoroughly with clean water. If the stain remains, repeat.		
REMOVING GLOSSY / MATT MARK	TYPE OF DETERGENT	PRODUCT	MANUFACTURER
	Multipurpose detergent	TILE CLEANER	FABER CHIMICA
		PS 87	FILA
PROCEDURE *	Apply directly to the stain and allow to soak, for the time and in the concentration indicated by the manufacturer. Remove residue with a moist sponge. If the stain remains, repeat.		

If dirt residue cannot be removed using standard detergents, refer to the following table:

TYPE OF DIRT	SOLUTION	DETERGENTS	MANUFACTURER
INORGANIC STAINS			
coal, lime efflorescence, plaster, metallic marks, rust, pencil (graphite), natural paints.	ACID	DETERDEK CEMENT REMOVER	Fila Industria Chimica S.p.A. Faber Chimica
ORGANIC STAINS			
traces of rubber (soles of shoes, tyres)	ALKALINE	FILA PS/87 TILE CLEANER	Fila Industria Chimica S.p.A. Faber Chimica
coca cola, coffee, wine, beer, ice-cream, animal and vegetable oils and fats, mustard, ketchup, mayonnaise, jam, hair dye, shampoo, lipstick, chewing-gum, marker pen ink	ALKALINE	FILA PS/87 TILE CLEANER	Fila Industria Chimica S.p.A. Faber Chimica
SYNTHETIC STAINS			
silicone and machine oils, silicone, resins, varnish, lacquer, bitumen, candle wax, paint, tar, india rubber, adhesive tape residues	SOLVENT	FILASOLV ACETONE DILUENTE NITRO	Fila Industria Chimica S.p.A. In Commercio In Commercio
SPECIFIC CASES			
TYPE OF DIRT	DETERGENTS	CLEANING METHOD	
SPECIFIC STAINS			
rimozione di cere protettive	DETERDEK (Fila) TILE CLEANER (Faber)	For the elimination of wax residues use acid cleaning, scrubbing vigorously with a scotch-brite buffer until complete removal of the solid material. If silicone haloes remain, apply filasolv, leaving it to act until it has completely evaporated. Rinse thoroughly with hot, clean water.	
alonnature rotonde delle ventose	FILA HOBBY (Fila) PS/87 (Fila)	Use the specific nozzle (for fila hobby) to spray the detergent onto the marked tile and leave to act for a few seconds (never until completely dry). Scrub vigorously with a damp scotch-brite buffer and rinse thoroughly with hot, clean water.	
MACCHIE RESISTENTI			
rimozione di cere protettive	PH ZERO (Fila Industria Chimica)	Ph zero is a stronger acid than deterdek and therefore has a more aggressive action against inorganic stains. Only for use in cases which are deemed to be extreme, after trying repeatedly with deterdek.	
alonnature rotonde delle ventose	DRASTIC (Fila Industria Chimica)	Drastic is a stronger alkaline product than ps/87 and so has a more aggressive action against organic stains. Only for use in cases which are deemed to be extreme, after trying repeatedly with ps/87.	

Detergent manufacturers: FILA (Padova); Tel. +39 049 9467300 - Fax +39 049 9460753 - fila@filachim.it - www.filachim.com - FABER CHIMICA s.r.l. (Ancona); Tel. +39 073 2627178 - Fax +39 073 222935 - www.faberchimica.com

NETTOYAGE ET ENTRETIEN DES ARTICLES EK

SURFACES LAPPATE			
NETTOYAGE FIN DE CHANTIER MORTIER À BASE DE CIMENT	TYPE DE DÉTERGENT	PRODUIT	FABRICANT
	Détergent acide	TILE CLEANER	FABER CHIMICA
		FILA CLEANER	FILA
		FLOOR CLEANER	FABER CHIMICA
PROCÉDURE *	Pour les mortiers à base de ciment additionnés de résines ou de latex, éliminer tout de suite à l'aide d'une éponge et à grande eau. Nettoyer à l'aide d'une solution détergente légèrement acide ou neutre, diluée selon les indications du fabricant, et d'une monobrosse ou d'une brosse à chiendent en frottant énergiquement. Rincer abondamment à l'eau propre pour éliminer complètement le liquide à l'aide d'une raclette caoutchoutée et de chiffons ou d'un aspirateur pour liquides. Répéter deux fois le lavage et le rinçage à l'eau claire puis laisser sécher soigneusement.		
NETTOYAGE FIN DE CHANTIER MORTIER ÉPOXY	TYPE DE DÉTERGENT	PRODUIT	FABRICANT
	Détergent alcalin	EPOXY REMOVER	FABER CHIMICA
		FILA CR 10	FILA
PROCÉDURE *	Pour les mortiers époxy, éliminer immédiatement la tache à l'aide d'une éponge et à grande eau. Le jour suivant le masticage, laver le sol à l'aide d'une solution à base de détergent alcalin, dilué avec de l'eau selon les indications du fabricant, et d'une monobrosse ou d'une brosse à chiendent en frottant énergiquement. Rincer abondamment à l'eau propre pour éliminer complètement le liquide à l'aide d'une raclette caoutchoutée et de chiffons ou d'un aspirateur pour liquides. Répéter deux fois le lavage et le rinçage à l'eau claire puis laisser sécher soigneusement. En présence de résidus translucides de mortier, utiliser un solvant approprié comme un diluant nitro.		
NETTOYAGE CONSEILLÉ AVANT L'AMEUBLEMENT	TYPE DE DÉTERGENT	PRODUIT	FABRICANT
	Détergent légèrement acide ou neutre	TILE CLEANER	FABER CHIMICA
		FILA CLEANER	FILA
		FLOOR CLEANER	FABER CHIMICA
PROCÉDURE *	Nettoyer le sol à l'aide d'une solution détergente légèrement acide ou d'un détergent neutre, diluée dans de l'eau selon les indications du fabricant, et d'une monobrosse ou d'une brosse à chiendent en frottant énergiquement. Rincer abondamment à l'eau claire et éliminer complètement le liquide à l'aide d'une raclette caoutchoutée, de chiffons ou d'un aspirateur pour liquides. Répéter deux fois le lavage et le rinçage à l'eau claire puis laisser sécher soigneusement.		
ENTRETIEN COURANT	TYPE DE DÉTERGENT	PRODUIT	FABRICANT
	Détergent neutre	FILA CLEANER	FILA
		FLOOR CLEANER	FABER CHIMICA
PROCÉDURE *	Nettoyer le sol à l'aide de détergents neutres dilués avec de l'eau selon les instructions du fabricant. Ne pas utiliser de produits contenant des cires ni des additifs brillants. Rincer abondamment à l'eau claire puis laisser sécher soigneusement.		
ÉLIMINATION TACHES COLORÉES (vin, fruits, café, nicotine)	TYPE DE DÉTERGENT	PRODUIT	FABRICANT
	Détergent multifonction	COLORED STAIN REMOVER	FABER CHIMICA
		PS 87	FILA
PROCÉDURE *	Utiliser selon le dosage indiqué par le fabricant directement sur la tache, laisser agir le temps indiqué puis rincer la surface. Si la tache persiste, répéter l'opération.		
ÉLIMINATION D'AURÉOLES MATES OU BRILLANTES	TYPE DE DÉTERGENT	PRODUIT	FABRICANT
	Détergent multifonction	TILE CLEANER	FABER CHIMICA
		PS 87	FILA
PROCÉDURE *	Utiliser selon le dosage indiqué par le fabricant directement sur la tache, laisser agir le temps indiqué puis éliminer le résidu avec une éponge humide. Si la tache persiste, répéter l'opération.		

SURFACES NATURELLES STRUCTURÉES			
NETTOYAGE FIN DE CHANTIER MORTIER À BASE DE CIMENT	TYPE DE DÉTERGENT	PRODUIT	FABRICANT
	Détergent acide	CEMENT REMOVER	FABER CHIMICA
		KERANET	MAPEI
		DETERDEK	FILA
PROCÉDURE *	Pour les mortiers de jointoiement à base de ciment additionnés de résines ou de latex, éliminer tout de suite à l'aide d'une éponge et rincer abondamment. Après durcissement du mortier - mais jamais au-delà de 7 jours - utiliser un détergent acide après pose dilué avec de l'eau selon les modalités indiquées par le fabricant à l'aide d'une monobrosse ou d'une brosse à chiendent et frotter. Rincer abondamment à l'eau claire pour éliminer complètement le liquide à l'aide d'une raclette caoutchoutée et de chiffons propres ou d'un aspirateur pour liquides. Répéter deux fois le lavage et le rinçage à l'eau claire puis laisser sécher soigneusement.		
NETTOYAGE FIN DE CHANTIER MORTIER ÉPOXY	TYPE DE DÉTERGENT	PRODUIT	FABRICANT
	Détergent alcalin	EPOXY REMOVER	FABER CHIMICA
		FILA CR 10	FILA
PROCÉDURE *	Nettoyer le sol à l'aide d'une solution détergente légèrement acide ou neutre, diluée selon les indications du fabricant, et d'une monobrosse ou d'une brosse à chiendent en frottant énergiquement. Rincer abondamment à l'eau claire pour éliminer complètement le liquide à l'aide d'une raclette caoutchoutée et de chiffons propres ou d'un aspirateur pour liquides. Répéter deux fois le lavage et le rinçage à l'eau claire puis laisser sécher soigneusement.		
ENTRETIEN COURANT	TYPE DE DÉTERGENT	PRODUIT	FABRICANT
	Détergent neutre	FILA CLEANER	FILA
		FLOOR CLEANER	FABER CHIMICA
PROCÉDURE *	Nettoyer le sol à l'aide de détergents neutres dilués avec de l'eau selon les instructions du fabricant. Ne pas utiliser de produits contenant des cires ni des additifs brillants. Rincer abondamment à l'eau claire puis laisser sécher soigneusement.		
ÉLIMINATION TACHES COLORÉES (vin, fruits, café, nicotine)	TYPE DE DÉTERGENT	PRODUIT	FABRICANT
	Détergent multifonction	COLORED STAIN REMOVER	FABER CHIMICA
		PS 87	FILA
PROCÉDURE *	Utiliser selon le dosage indiqué par le fabricant directement sur la tache, laisser agir le temps indiqué par le fabricant puis rincer la surface à l'eau claire. Si la tache persiste, répéter l'opération.		
ÉLIMINATION D'AURÉOLES MATES OU BRILLANTES	TYPE DE DÉTERGENT	PRODUIT	FABRICANT
	Détergent multifonction	TILE CLEANER	FABER CHIMICA
		PS 87	FILA
PROCÉDURE *	Utiliser selon le dosage indiqué par le fabricant directement sur la tache, laisser agir le temps indiqué puis éliminer le résidu avec une éponge humide. Si la tache persiste, répéter l'opération.		

En cas de saleté incrustée ne partant pas avec un détergent ordinaire, nous vous conseillons de consulter le tableau ci-dessous:

TYPE DE SALETE	SOLUTION	DETERGENTS	FABRICANT
TACHES NON ORGANIQUES			
carbone, efflorescences calcaires, craie, traces métalliques, rouille, crayon (gris), tempera naturels.	ACIDE	DETERDEK CEMENT REMOVER	Fila Industria Chimica S.p.A. Faber Chimica
TACHES ORGANIQUES			
traces de caoutchouc (semelles, pneumatiques)	ALCALINE	FILA PS/87 TILE CLEANER	Fila Industria Chimica S.p.A. Faber Chimica
coca cola, café, vin, bière, glace, huile et matières grasses animales et végétales, moutarde, ketchup, mayonnaise, confiture, teinture pour cheveux, shampooing, rouge à lèvres, chewing-gum, encres tampostil	ALCALINE	FILA PS/87 TILE CLEANER	Fila Industria Chimica S.p.A. Faber Chimica
TACHES SYNTHÉTIQUES			
huiles silicone et mécaniques, silicone, résines, émaux, laques, bitume, cire de bougie, vernis, goudron, caoutchouc, traces de scotch	SOLVANT	FILASOLV ACETONE DILUENTE NITRO	Fila Industria Chimica S.p.A. In Commercio In Commercio
CAS PARTICULIERS			
TYPE DE SALETE	DETERGENTS	MARCHE À SUIVRE	
TACHES PARTICULIÈRES			
élimination des cires protectrices	DETERDEK (Fila) TILE CLEANER (Faber)	Pour éliminer les résidus de cire, effectuer un nettoyage acide en frottant avec vigueur à l'aide d'un tampon scotch-brite jusqu'à disparition complète du matériau solide. S'il demeure des auréoles de silicone, répartir du filasolv en laissant agir jusqu'à son évaporation complète. Rincer abondamment avec de l'eau chaude propre.	
auréoles circulaires des ventouses	FILA HOBBY (Fila) PS/87 (Fila)	A l'aide du vaporisateur prévu à cet effet (pour fila hobby), vaporiser le détergent sur le carreau qui présente l'auréole. Laisser agir pendant quelques secondes (ne jamais laisser sécher complètement), puis frotter avec vigueur à l'aide d'un tampon scotch-brite humidifié et rincer abondamment avec de l'eau chaude propre.	
TACHES RÉSISTANTES			
toutes les taches non organiques (voir plus haut) qui n'ont pas été éliminées avec DETERDEK	PH ZERO (Fila Industria Chimica)	Ph zero est un acide plus puissant que deterdek. son action sur les taches de type non organique est donc plus agressive. Utiliser uniquement dans les cas extrêmes et après plusieurs tentatives avec deterdek.	
toutes les taches organiques (voir plus haut) qui n'ont pas été éliminées avec ps/87	DRASTIC (Fila Industria Chimica)	Drastic est un produit alcalin plus puissant que ps/87. son action sur les taches de type organique est donc plus agressive. Utiliser uniquement dans les cas extrêmes et après plusieurs tentatives avec ps/87.	

REINIGUNG UND PFLEGE DER PRODUKTE VON EK

GELÄPTE OBERFLÄCHEN			
REINIGUNG BEI BAUSTELLENENDE ZEMENTSTUCK	ART DES REINIGUNGSMITTELS	PRODUKT	HERSTELLER
	Saures Reinigungsmittel	TILE CLEANER	FABER CHIMICA
		FILA CLEANER	FILA
		FLOOR CLEANER	FABER CHIMICA
PROZEDUR *	Bei mit Harzen oder Latex stabilisiertem Zementstuck muss die Reinigung sofort mit Schwamm und viel Wasser erfolgen. Mit einer im Wasser verdünnten, leicht sauren oder neutralen Reinigungslösung säubern und nach den vom Hersteller erteilten Vorgaben mit Monobürste oder Reissigbürste gründlich scheuern. Mit viel sauberem Wasser nachwischen und die Flüssigkeit komplett mit einer Gummispachtel und Lappen oder mit Nasssauger entfernen. Die Reinigung und das Nachwischen mit sauberem Wasser zweimal wiederholen und dann gut trocknen lassen.		
REINIGUNG BEI BAUSTELLENENDE EPOXY STUCK	ART DES REINIGUNGSMITTELS	PRODUKT	HERSTELLER
	Alkalines Reinigungsmittel	EPOXY REMOVER	FABER CHIMICA
		FILA CR 10	FILA
PROZEDUR *	Bei Epoxy Stuck muss die Reinigung sofort mit Schwamm und viel Wasser erfolgen. Am Tag nach dem Verfügen den Fußboden nach den vom Hersteller erteilten Vorgaben mit einer Lösung auf Basis eines in Wasser verdünnten alkalinen Reinigungsmittels mit Monobürste oder Reissigbürste reinigen und gründlich scheuern. Mit viel sauberem Wasser nachwischen und die Flüssigkeit komplett mit einer Gummispachtel und Lappen oder mit Nasssauger entfernen. Die Reinigung und das Nachwischen mit sauberem Wasser zweimal wiederholen und dann gut trocknen lassen. Wenn durchscheinende Rückstände bleiben sollten, muss ein geeignetes Lösungsmittel wie beispielsweise Nitro-Verdünner verwendet werden.		
EMPFOHLENE REINIGUNG VOR DEM EINRICHTEN DER RÄUME	ART DES REINIGUNGSMITTELS	PRODUKT	HERSTELLER
	Leicht saures oder neutrales Reinigungsmittel	TILE CLEANER	FABER CHIMICA
		FILA CLEANER	FILA
		FLOOR CLEANER	FABER CHIMICA
PROZEDUR *	Den Fußboden nach den vom Hersteller erteilten Vorgaben mit einer in Wasser verdünnten, leicht sauren oder neutralen Reinigungslösung mit Monobürste oder Reissigbürste reinigen und ordentlich scheuern. Mit viel sauberem Wasser nachwischen und die Flüssigkeit komplett mit einer Gummispachtel und Lappen oder mit Nasssauger entfernen. Die Reinigung und das Nachwischen mit sauberem Wasser zweimal wiederholen und dann gut trocknen lassen.		
PFLEGE	ART DES REINIGUNGSMITTELS	PRODUKT	HERSTELLER
	Neutrales Reinigungsmittel	FILA CLEANER	FILA
		FLOOR CLEANER	FABER CHIMICA
PROZEDUR *	Den Fußboden nach den vom Hersteller erteilten Vorgaben mit in Wasser verdünnten, neutralen Reinigungsmitteln säubern. Keine Produkte mit Wachsen oder polierenden Wirkstoffen verwenden. Mit viel sauberem Wasser nachwischen und dann gründlich trocknen lassen.		
ENTFERNEN VON BUNTEN FLECKEN (Wein, Obst, Kaffee, Nikotin)	ART DES REINIGUNGSMITTELS	PRODUKT	HERSTELLER
	Polyfunktionelles Reinigungsmittel	COLORED STAIN REMOVER	FABER CHIMICA
		PS 87	FILA
PROZEDUR *	In der vom Hersteller angegebenen Konzentration direkt auf den Flecken auftragen, über die vom Hersteller angegebene Zeitdauer einwirken lassen und dann die Fläche nachwischen. Wenn der Flecken nicht verschwindet, den Vorgang wiederholen.		
ENTFERNEN VON FETTEN SUBSTANZEN	ART DES REINIGUNGSMITTELS	PRODUKT	HERSTELLER
	Polyfunktionelles Reinigungsmittel	TILE CLEANER	FABER CHIMICA
		PS 87	FILA
PROZEDUR *	In der vom Hersteller angegebenen Konzentration direkt auf den Flecken auftragen, über die vom Hersteller angegebene Zeitdauer einwirken lassen und dann die Rückstände mit einem feuchten Schwamm entfernen. Wenn der Flecken nicht verschwindet, den Vorgang wiederholen.		

NATÜRLICHE UND STRUKTURIERTE OBERFLÄCHEN			
REINIGUNG BEI BAUSTELLENENDE ZEMENTSTUCK	ART DES REINIGUNGSMITTELS	PRODUKT	HERSTELLER
	Saures Reinigungsmittel	CEMENT REMOVER	FABER CHIMICA
		KERANET	MAPEI
		DETERDEK	FILA
PROZEDUR *	Bei mit Harzen oder mit Latex stabilisiertem Zementstuck muss das Entfernen sofort mit Schwamm und gründlichem Nachwischen erfolgen. Bei hart gewordenem Stuck innerhalb von 7 Tagen ein mit Wasser verdünntes saures Nachverlegungs-Reinigungsmittel verwenden und dabei die vom Hersteller mitgeteilte Vorgehensweise, mit Monobürste oder Reissigbürste und Scheuern, befolgen. Mit viel sauberem Wasser nachwischen und die Flüssigkeit komplett mit einer Gummispachtel und sauberen Lappen oder Nasssauger entfernen. Die Reinigung und das Nachwischen mit sauberem Wasser zweimal wiederholen und dann gut trocknen lassen.		
REINIGUNG BEI BAUSTELLENENDE EPOXY STUCK	ART DES REINIGUNGSMITTELS	PRODUKT	HERSTELLER
	Alkalines Reinigungsmittel	EPOXY REMOVER	FABER CHIMICA
		FILA CR 10	FILA
PROZEDUR *	Den Fußboden nach den vom Hersteller erteilten Vorgaben mit einer im Wasser verdünnten, leicht sauren oder neutralen Reinigungslösung säubern und mit Monobürste oder Reissigbürste gründlich scheuern. Mit viel sauberem Wasser nachwischen und die Flüssigkeit komplett mit einer Gummispachtel und sauberen Lappen oder Nasssauger entfernen. Die Reinigung und das Nachwischen mit sauberem Wasser zweimal wiederholen und dann gut trocknen lassen.		
PFLEGE	ART DES REINIGUNGSMITTELS	PRODUKT	HERSTELLER
	Neutrales Reinigungsmittel	FILA CLEANER	FILA
		FLOOR CLEANER	FABER CHIMICA
PROZEDUR *	Den Fußboden nach den vom Hersteller erteilten Vorgaben mit in Wasser verdünnten, neutralen Reinigungsmitteln säubern. Keine Produkte mit Wachsen oder polierenden Wirkstoffen verwenden. Mit viel sauberem Wasser nachwischen und dann gründlich trocknen lassen.		
ENTFERNEN VON BUNTEN FLECKEN (Wein, Obst, Kaffee, Nikotin)	ART DES REINIGUNGSMITTELS	PRODUKT	HERSTELLER
	Polyfunktionelles Reinigungsmittel	COLORED STAIN REMOVER	FABER CHIMICA
		PS 87	FILA
PROZEDUR *	In der vom Hersteller angegebenen Konzentration direkt auf den Flecken auftragen, über die vom Hersteller angegebene Zeitdauer einwirken lassen und dann die Fläche mit sauberem Wasser nachwischen. Wenn der Flecken nicht verschwindet, den Vorgang wiederholen.		
ENTFERNEN VON FETTEN SUBSTANZEN	ART DES REINIGUNGSMITTELS	PRODUKT	HERSTELLER
	Polyfunktionelles Reinigungsmittel	TILE CLEANER	FABER CHIMICA
		PS 87	FILA
PROZEDUR *	In der vom Hersteller angegebenen Konzentration direkt auf den Flecken auftragen, über die vom Hersteller angegebene Zeitdauer einwirken lassen und dann die Rückstände mit einem feuchten Schwamm entfernen. Wenn der Flecken nicht verschwindet, den Vorgang wiederholen.		

Bei **Schmutzrückständen**, die sich durch gewöhnliche Reinigungsmittel nicht entfernen lassen, möchten wir auf die folgende Tabelle hinweisen:

ART DER VERSCHMUTZUNG	LÖSUNG	REINIGUNGSMITTEL	HERSTELLER
ANORGANISCHE FLECKEN			
kohle, kalkausblühungen, gips, metallspuren, rost, bleistift (graphit), natürliche temperafarben.	SAUER	DETERDEK CEMENT REMOVER	Fila Industria Chimica S.p.A. Faber Chimica
ORGANISCHE FLECKEN			
gummispuren (schuhsohlen, reifen)	ALKALISCH	FILA PS/87 TILE CLEANER	Fila Industria Chimica S.p.A. Faber Chimica
coca cola, kaffee, wein, bier, eis, tierische und pflanzliche öle und fette, senf, ketchup, mayonnaise, marmelade, haarfärbemittel, shampoo, lippenstift, kaugummi, tinte, filzstift	ALKALISCH	FILA PS/87 TILE CLEANER	Fila Industria Chimica S.p.A. Faber Chimica
SYNTHETISCHE FLECKEN			
silikon- und mechanische öle, silikon, harze, glasuren, lacke, bitumen, kerzenwachs, anstrichfarben, teer, kautschuk, klebandreste	LÖSUNGS-MITTEL	FILASOLV ACETONE DILUENTE NITRO	Fila Industria Chimica S.p.A. In Commercio In Commercio
SONDERFÄLLE			
ART DER VERSCHMUTZUNG	REINIGUNGSMITTEL	VORGANGSWEISE	
BESONDERE FLECKEN			
entfernung von schutzwachs	DETERDEK (Fila) TILE CLEANER (Faber)	Zur entfernung der wachsreste die reinigung mit der sauren lösung vornehmen; energisch mit einem scotch-brite-bausch reiben, bis das feste material vollkommen entfernt wurde. Sollten silikonschlieren verbleiben, filasolv auftragen und einwirken lassen, bis es vollkommen verdampft ist. Mit reichlich warmem, sauberem wasser abspülen.	
runde schlieren von saugnäpfen	FILA HOBBY (Fila) PS/87 (Fila)	Das reinigungsmittel mit der sprühhvorrichtung (für fila hobby) auf die fleise sprühen, auf der die schlieren zu sehen sind. Ein paar sekunden lang einwirken lassen (doch nie so lange, bis die oberfläche vollkommen trocken ist), mit einem befeuchteten scotchbrite-bausch energisch reiben und mit reichlich warmem, sauberem wasser abspülen.	
HARTNÄCKIGE FLECKEN			
sämtliche anorganischen flecken (siehe oben), die nicht mit DETERDEK entfernt werden können	PH ZERO (Fila Industria Chimica)	Ph zero ist eine säure, die stärker ist als deterdek, daher ist ihre wirkung aggressiver gegenüber anorganischen flecken. Nur in fällen verwenden, die als extrem eingestuft werden und nachdem die reinigung vorher auch mehrmals mit deterdek probiert wurde.	
sämtliche organischen flecken (siehe oben), die nicht mit ps/87 entfernt werden können	DRASTIC (Fila Industria Chimica)	Drastic ist ein alkalisches produkt, das stärker ist als ps/87, daher ist seine wirkung aggressiver gegenüber organischen flecken. Nur in fällen verwenden, die als extrem eingestuft werden und nachdem die reinigung vorher auch mehrmals mit ps/87 probiert wurde.	

AVVERTENZE

WARNING INSTRUCTIONS . INSTRUCTIONS . HINWEISE

LAPPATURA	RACCOMANDAZIONI SULLA POSA, PULIZIA E MANUTENZIONE TH2
<p>A) La lappatura consiste nell'asportare la parte più vetrificata e resistente della piastrrella, sia superficiale che laterale (seguito rettifica dei bordi). In tal modo si determina un aumento della "porosità" della superficie ed una riduzione della sua capacità di protezione dalle macchie.</p> <p>B) Non esiste in commercio un trattamento protettivo duraturo nel tempo. Eventualmente è possibile fornire su richiesta uno speciale trattamento impermeabilizzante che deve essere ripetuto periodicamente.</p> <p>C) Si raccomanda la posa di materiale lappato solo in ambienti residenziali (privati) e comunque poco trafficati.</p> <p>D) Si raccomanda, per la posa, l'utilizzo di materie prime (colla e stucchi) di prima qualità e soprattutto di acqua pulita in modo da evitare il sorgere di aloni.</p> <p>Si consiglia inoltre, prima della stuccatura, l'utilizzo di un prodotto idrorepellente allo scopo di agevolare la pulizia.</p> <p>E) Dopo la posa si deve coprire il pavimento con segatura e/o altro, in modo da evitare lo sfregamento causato da scarpe non pulite e dalla movimentazione del mobilio in fase di arredamento.</p> <p>F) Il procedimento della lappatura stonalizza il materiale. Pertanto una miscelazione dei toni, tipica delle pietre naturali, è sempre presente.</p>	<p>Gold Art consiglia di effettuare le operazioni di pulizia ordinaria delle superfici pavimentate con TH2 ricorrendo a acqua e normali detersivi neutri: la pendenza della superficie e gli spazi tra le lastre nelle pose a secco facilitano il naturale deflusso delle acque.</p> <p>Si consideri tuttavia che qualunque tipo di pavimentazione è soggetta al fenomeno della tensione superficiale dei liquidi: si tratta della stessa proprietà dell'acqua che le conferisce la tendenza a distribuirsi in gocce sferiche, o che causa la formazione della classica bombatura in un bicchiere pieno di acqua oltre il colimo.</p> <p>La tensione superficiale può impedire un completo scolo dell'acqua, e causare lo stazionamento temporaneo di una patina di liquido in corrispondenza dei bordi delle lastre. Per ovviare a questo problema, Gold Art raccomanda di prevedere le opportune pendenze della superficie in fase di installazione, per facilitare il deflusso delle acque negli spazi tra le lastre. Se dovesse persistere una patina di acqua, si consiglia di spingerla verso le fughe con uno spazzolone, oppure di rimuoverla con un aspira liquidi</p>

SEMI-POLISHING (LAPPATURA)

- A) By the process of semi-polishing the more vetrified and resistant part of the tile (top layer but also on the edges) is partially removed. In this way the porosity of the tile increases reducing the stain resistance of the tile surface.
- B) There is no long lasting protective treatment or chemical coverage, but it is possible to demand for a special waterproof treatment which must be periodically repeated.
- C) We do recommend to lay down semi-polished tiles only in private housing places.
- D) We do recommend to use quality raw material (glues, adhesives and grouts) and, in particular, clean water to avoid the formation of stains or marks.
- E) Immediately after the laydown it is recommended to cover the entire floor with sawdust and/or something else to avoid the rubbing/cracking caused by dirty shoes or furniture moving.
- F) This process (LAPPATURA) might change the tonality of the material and/or make it vary. Therefore the shading effect is quite common.

LAPPATO

- A) Le traitement de surface "Lappato" (aspect pierre polie), consiste à retirer la part la plus vitrifiée et résistante du carreau - tant au niveau de sa surface qu'au niveau latéral (du fait notamment de la rectification des bords). A ce niveau, on doit constater une augmentation du taux de porosité de la surface du carreau ainsi qu'une réduction de ses facultés de protection aux taches de toutes origines.
- B) Aucun traitement de protection durable dans le temp n'existe aujourd'hui sur le marché. Il peut toutefois, être possible du fournir, sur demande spécifique, un traitement spécial imperméabilisant qui doit être régulièrement réalisé.
- C) Nous recommandons la pose de ces carrelages "finition Lappato", uniquement dans les seuls environnements d'habitations (appartements et maisons) résidentiels, et de faibles trafics.
- D) Au niveau de leur pose, nous recommandons, l'utilisation de matières premières (colles et joints) de tout première qualité, et surtout d'eau très claire et propre, sans impuretés, de façon à éviter toute apparition de résidus à la surface qui altéreraient le contact avec celle-ci.
- E) Une fois le carrelage posé, il est nécessaire de le recouvrir avec de la sciure de bois ou tout autre protection, afin d'éviter tout endommagement de la surface par des chaussures avec des semelles salées de terre et autres pierres, ou par le déplacement de meubles lors d'emménagements dans le s pièces concernées.
- F) Enfin, nous vous rappelons que le procédé de la "Finition Lappato" entraîne automatiquement une "détonalisation" de l'ensemble de la surface, avec par conséquent, un mélange de différentes tonalités, typique des pierres vieilles naturelles; cet aspect de tonalités mélangées doit être accepté à l'avance par le client et surtout, doit faire l'objet d'une information préalable très claire de la part du vendeur.

TEILPOLITUR

- A) Die Teilpolitur besteht in der Abführung des gläsigsten und widestandfähigsten Teils der Fliese, oberflächlich und seitlich (durch Rektifizierung der Kanten). Dadurch entsteht eine Steigerung der "Porosität" der Oberfläche und somit eine Schutzminderung bezüglich der Flecke.
- B) Im Handel leider existiert keine dauerhafte Behandlung für den Schutz ev. ist es möglich, auf Anfrage eine Wasserdicht machende Behandlung zu liefern, die aber periodisch wiederholt werden muss.
- C) Die Verlegung teilpolierten Materials ist nur in Wohnbereich zu empfehlen allerdings im wenig benutzten Räumen.
- D) Für die Verlegung ist die Verwendung von Stoffen (Kleber u.Fugenmaterial) erster Klasse und vor allem von Reinwasser zu empfehlen, um die Entstehung von Fleckekreisen zu vermeiden.
- E) Nach der Verlegung soll der Boden mit Sägemehl oder ähnlichem gedeckt werden, um vor der Trocknung die Verkratzung durch unsaubere Schön oder durch Versetzung der Möbel zu vermeiden.
- F) Das Teilpolierungsverfahren nuanciert die Fliese, daher Ist eine Mischung der Töne, tipisch für Natursteine, imer gegeben.

348

AVVERTENZA	AVVERTENZA
<p>I colori e le caratteristiche estetiche dei prodotti nel presente catalogo e in tutti gli strumenti di merchandising sono indicativi in quanto non riproducibili su carta stampata con assoluta fedeltà.</p> <p>APPROVAZIONE</p> <p>Gli ordini pervenuti così per noi impegnativi solo dopo la nostra conferma scritta.</p> <p>CONSEGNA</p> <p>La consegna del materiale s'intende avvenuta a carico effettuato presso i nostri magazzini. *Tutti i rischi di trasporto, compresi ammanchi, rotture, deterioramenti e manomissioni sono a carico del Committente anche se il prezzo pattuito è franco di porto, FOB o C&F. Gli accordi con spedizionieri s'intendono sempre conclusi in nome e per conto del Committente che ne accetta l'operato.</p> <p>TERMINI DI CONSEGNA</p> <p>I termini di consegna hanno carattere indicativo, eventuali ritardi nelle consegne, interruzioni, sospensioni totali o parziali delle forniture non daranno diritto ad indennizzi o risarcimento danni.</p> <p>CONTESTAZIONI</p> <p>La garanzia della merce e limitata al solo, ed esclusivamente, materiale di prima scelta, con una tolleranza del 5% circa. Le differenze di tonalità non potranno essere denunciate come vizio del materiale. Eventuali reclami in merito alla qualità, tipo del materiale, dovranno pervenirci entro 8 giorni dalla data della consegna. Il compratore s'impegna a tenere a disposizione le partite contestate così da consentire il controllo dei difetti denunciati, in ogni caso la posa in opera ci esonerà da qualsiasi responsabilità. Eventuali vizi o difetti di qualità della merce, ove siano denunciati nei termini di legge ed accertati o riconosciuti, danno diritto solamente alla sostituzione dei materiali difettosi, a condizione della preventiva restituzione delle merci contestate, e, su autorizzazione scritta dell'operazione di resa, restando tassativamente ed esclusi la risoluzione del contratto qualsiasi risarcimento danno.</p> <p>DIMENSIONI E TONALITA'</p> <p>I nostri materiali sono da classificarsi fra i prodotti cotti ad alta temperatura e come tali possono presentare differenze fra le dimensioni dichiarate e quelle effettivamente consegnate. Così si dica per le differenze di tono all'interno della medesima partita. Quanto sopra perciò non potrà essere oggetto di reclamo da parte del committente.</p> <p>IMBALLO E QUANTITA'</p> <p>Il buono stato degli imballi e della loro confezione nonché della quantità consegnata resta accertato con l'accettazione della merce da parte del vettore. Questi, firmando la Bolla di Accompagnamento, si rende responsabile del buono stato del materiale e del quantitativo. Il compratore nel caso si verificchino rotture ed ammanchi dovrà chiedere eventuali danni o risarcimenti al vettore.</p>	

PORCELAIN TILES IN 20MM THICKNESS (TH2) FOR OUTDOOR FLOORS	PORCELAIN TILES IN 20MM THICKNESS (TH2) FOR OUTDOOR FLOORS
<p>RECOMMENDATIONS FOR THE INSTALLATION, CLEANING AND MAINTENANCE</p> <p>Gold Art recommends carrying out the procedures for the ordinary cleaning of TH2 floor surfaces using water and commercially available neutral detergents: the inclination of the surface and the space between adjacent slabs for dry-system installation favour the natural flow of water.</p>	

RECOMMENDATIONS FOR THE INSTALLATION, CLEANING AND MAINTENANCE	RECOMMENDATIONS FOR THE INSTALLATION, CLEANING AND MAINTENANCE
<p>Gold Art recommends carrying out the procedures for the ordinary cleaning of TH2 floor surfaces using water and commercially available neutral detergents: the inclination of the surface and the space between adjacent slabs for dry-system installation favour the natural flow of water.</p>	

However, it is important to take into consideration that any type of floor surface is subject to the surface tension effect of liquids: it is the same property of water that gives the tendency to transform into spherical droplets and which cause the curved top surface of a glass full of water.

The surface tension can obstacle the complete drainage of water and cause a temporary stagnation of liquid on the slab edges. In order to avoid this problem, Gold Art recommends ensuring adequate inclination of the surface during installation so as to encourage the flow of water between adjacent slabs. Should liquid deposit on the surface, it is recommended to push it towards grout lines using a brush or remove it with a wet and dry vacuum cleaner

The surface tension can obstacle the complete drainage of water and cause a temporary stagnation of liquid on the slab edges. In order to avoid this problem, Gold Art recommends ensuring adequate inclination of the surface during installation so as to encourage the flow of water between adjacent slabs. Should liquid deposit on the surface, it is recommended to push it towards grout lines using a brush or remove it with a wet and dry vacuum cleaner

The surface tension can obstacle the complete drainage of water and cause a temporary stagnation of liquid on the slab edges. In order to avoid this problem, Gold Art recommends ensuring adequate inclination of the surface during installation so as to encourage the flow of water between adjacent slabs. Should liquid deposit on the surface, it is recommended to push it towards grout lines using a brush or remove it with a wet and dry vacuum cleaner

The surface tension can obstacle the complete drainage of water and cause a temporary stagnation of liquid on the slab edges. In order to avoid this problem, Gold Art recommends ensuring adequate inclination of the surface during installation so as to encourage the flow of water between adjacent slabs. Should liquid deposit on the surface, it is recommended to push it towards grout lines using a brush or remove it with a wet and dry vacuum cleaner

The surface tension can obstacle the complete drainage of water and cause a temporary stagnation of liquid on the slab edges. In order to avoid this problem, Gold Art recommends ensuring adequate inclination of the surface during installation so as to encourage the flow of water between adjacent slabs. Should liquid deposit on the surface, it is recommended to push it towards grout lines using a brush or remove it with a wet and dry vacuum cleaner

The surface tension can obstacle the complete drainage of water and cause a temporary stagnation of liquid on the slab edges. In order to avoid this problem, Gold Art recommends ensuring adequate inclination of the surface during installation so as to encourage the flow of water between adjacent slabs. Should liquid deposit on the surface, it is recommended to push it towards grout lines using a brush or remove it with a wet and dry vacuum cleaner

The surface tension can obstacle the complete drainage of water and cause a temporary stagnation of liquid on the slab edges. In order to avoid this problem, Gold Art recommends ensuring adequate inclination of the surface during installation so as to encourage the flow of water between adjacent slabs. Should liquid deposit on the surface, it is recommended to push it towards grout lines using a brush or remove it with a wet and dry vacuum cleaner

The surface tension can obstacle the complete drainage of water and cause a temporary stagnation of liquid on the slab edges. In order to avoid this problem, Gold Art recommends ensuring adequate inclination of the surface during installation so as to encourage the flow of water between adjacent slabs. Should liquid deposit on the surface, it is recommended to push it towards grout lines using a brush or remove it with a wet and dry vacuum cleaner

The surface tension can obstacle the complete drainage of water and cause a temporary stagnation of liquid on the slab edges. In order to avoid this problem, Gold Art recommends ensuring adequate inclination of the surface during installation so as to encourage the flow of water between adjacent slabs. Should liquid deposit on the surface, it is recommended to push it towards grout lines using a brush or remove it with a wet and dry vacuum cleaner

The surface tension can obstacle the complete drainage of water and cause a temporary stagnation of liquid on the slab edges. In order to avoid this problem, Gold Art recommends ensuring adequate inclination of the surface during installation so as to encourage the flow of water between adjacent slabs. Should liquid deposit on the surface, it is recommended to push it towards grout lines using a brush or remove it with a wet and dry vacuum cleaner

The surface tension can obstacle the complete drainage of water and cause a temporary stagnation of liquid on the slab edges. In order to avoid this problem, Gold Art recommends ensuring adequate inclination of the surface during installation so as to encourage the flow of water between adjacent slabs. Should liquid deposit on the surface, it is recommended to push it towards grout lines using a brush or remove it with a wet and dry vacuum cleaner

The surface tension can obstacle the complete drainage of water and cause a temporary stagnation of liquid on the slab edges. In order to avoid this problem, Gold Art recommends ensuring adequate inclination of the surface during installation so as to encourage the flow of water between adjacent slabs. Should liquid deposit on the surface, it is recommended to push it towards grout lines using a brush or remove it with a wet and dry vacuum cleaner

The surface tension can obstacle the complete drainage of water and cause a temporary stagnation of liquid on the slab edges. In order to avoid this problem, Gold Art recommends ensuring adequate inclination of the surface during installation so as to encourage the flow of water between adjacent slabs. Should liquid deposit on the surface, it is recommended to push it towards grout lines using a brush or remove it with a wet and dry vacuum cleaner

The surface tension can obstacle the complete drainage of water and cause a temporary stagnation of liquid on the slab edges. In order to avoid this problem, Gold Art recommends ensuring adequate inclination of the surface during installation so as to encourage the flow of water between adjacent slabs. Should liquid deposit on the surface, it is recommended to push it towards grout lines using a brush or remove it with a wet and dry vacuum cleaner

The surface tension can obstacle the complete drainage of water and cause a temporary stagnation of liquid on the slab edges. In order to avoid this problem, Gold Art recommends ensuring adequate inclination of the surface during installation so as to encourage the flow of water between adjacent slabs. Should liquid deposit on the surface, it is recommended to push it towards grout lines using a brush or remove it with a wet and dry vacuum cleaner

The surface tension can obstacle the complete drainage of water and cause a temporary stagnation of liquid on the slab edges. In order to avoid this problem, Gold Art recommends ensuring adequate inclination of the surface during installation so as to encourage the flow of water between adjacent slabs. Should liquid deposit on the surface, it is recommended to push it towards grout lines using a brush or remove it with a wet and dry vacuum cleaner

The surface tension can obstacle the complete drainage of water and cause a temporary stagnation of liquid on the slab edges. In order to avoid this problem, Gold Art recommends ensuring adequate inclination of the surface during installation so as to encourage the flow of water between adjacent slabs. Should liquid deposit on the surface, it is recommended to push it towards grout lines using a brush or remove it with a wet and dry vacuum cleaner

The surface tension can obstacle the complete drainage of water and cause a temporary stagnation of liquid on the slab edges. In order to avoid this problem, Gold Art recommends ensuring adequate inclination of the surface during installation so as to encourage the flow of water between adjacent slabs. Should liquid deposit on the surface, it is recommended to push it towards grout lines using a brush or remove it with a wet and dry vacuum cleaner

The surface tension can obstacle the complete drainage of water and cause a temporary stagnation of liquid on the slab edges. In order to avoid this problem, Gold Art recommends ensuring adequate inclination of the surface during installation so as to encourage the flow of water between adjacent slabs. Should liquid deposit on the surface, it is recommended to push it towards grout lines using a brush or remove it with a wet and dry vacuum cleaner

The surface tension can obstacle the complete drainage of water and cause a temporary stagnation of liquid on the slab edges. In order to avoid this problem, Gold Art recommends ensuring adequate inclination of the surface during installation so as to encourage the flow of water between adjacent slabs. Should liquid deposit on the surface, it is recommended to push it towards grout lines using a brush or remove it with a wet and dry vacuum cleaner

The surface tension can obstacle the complete drainage of water and cause a temporary stagnation of liquid on the slab edges. In order to avoid this problem, Gold Art recommends ensuring adequate inclination of the surface during installation so as to encourage the flow of water between adjacent slabs. Should liquid deposit on the surface, it is recommended to push it towards grout lines using a brush or remove it with a wet and dry vacuum cleaner

The surface tension can obstacle the complete drainage of water and cause a temporary stagnation of liquid on the slab edges. In order to avoid this problem, Gold Art recommends ensuring adequate inclination of the surface during installation so as to encourage the flow of water between adjacent slabs. Should liquid deposit on the surface, it is recommended to push it towards grout lines using a brush or remove it with a wet and dry vacuum cleaner

The surface tension can obstacle the complete drainage of water and cause a temporary stagnation of liquid on the slab edges. In order to avoid this problem, Gold Art recommends ensuring adequate inclination of the surface during installation so as to encourage the flow of water between adjacent slabs. Should liquid deposit on the surface, it is recommended to push it towards grout lines using a brush or remove it with a wet and dry vacuum cleaner

The surface tension can obstacle the complete drainage of water and cause a temporary stagnation of liquid on the slab edges. In order to avoid this problem, Gold Art recommends ensuring adequate inclination of the surface during installation so as to encourage the flow of water between adjacent slabs. Should liquid deposit on the surface, it is recommended to push it towards grout lines using a brush or remove it with a wet and dry vacuum cleaner

The surface tension can obstacle the complete drainage of water and cause a temporary stagnation of liquid on the slab edges. In order to avoid this problem, Gold Art recommends ensuring adequate inclination of the surface during installation so as to encourage the flow of water between adjacent slabs. Should liquid deposit on the surface, it is recommended to push it towards grout lines using a brush or remove it with a wet and dry vacuum cleaner

The surface tension can obstacle the complete drainage of water and cause a temporary stagnation of liquid on the slab edges. In order to avoid this problem, Gold Art recommends ensuring adequate inclination of the surface during installation so as to encourage the flow of water between adjacent slabs. Should liquid deposit on the surface, it is recommended to push it towards grout lines using a brush or remove it with a wet and dry vacuum cleaner

The surface tension can obstacle the complete drainage of water and cause a temporary stagnation of liquid on the slab edges. In order to avoid this problem, Gold Art recommends ensuring adequate inclination of the surface during installation so as to encourage the flow of water between adjacent slabs. Should liquid deposit on the surface, it is recommended to push it towards grout lines using a brush or remove it with a wet and dry vacuum cleaner

The surface tension can obstacle the complete drainage of water and cause a temporary stagnation of liquid on the slab edges. In order to avoid this problem, Gold Art recommends ensuring adequate inclination of the surface during installation so as to encourage the flow of water between adjacent slabs. Should liquid deposit on the surface, it is recommended to push it towards grout lines using a brush or remove it with a wet and dry vacuum cleaner

The surface tension can obstacle the complete drainage of water and cause a temporary stagnation of liquid on the slab edges. In order to avoid this problem, Gold Art recommends ensuring adequate inclination of the surface during installation so as to encourage the flow of water between adjacent slabs. Should liquid deposit on the surface, it is recommended to push it towards grout lines using a brush or remove it with a wet and dry vacuum cleaner

The surface tension can obstacle the complete drainage of water and cause a temporary stagnation of liquid on the slab edges. In order to avoid this problem, Gold Art recommends ensuring adequate inclination of the surface during installation so as to encourage the flow of water between adjacent slabs. Should liquid deposit on the surface, it is recommended to push it towards grout lines using a brush or remove it with a wet and dry vacuum cleaner

The surface tension can obstacle the complete drainage of water and cause a temporary stagnation of liquid on the slab edges. In order to avoid this problem, Gold Art recommends ensuring adequate inclination of the surface during installation so as to encourage the flow of water between adjacent slabs. Should liquid deposit on the surface, it is recommended to push it towards grout lines using a brush or remove it with a wet and dry vacuum cleaner

The surface tension can obstacle the complete drainage of water and cause a temporary stagnation of liquid on the slab edges. In order to avoid this problem, Gold Art recommends ensuring adequate inclination of the surface during installation so as to encourage the flow of water between adjacent slabs. Should liquid deposit on the surface, it is recommended to push it towards grout lines using a brush or remove it with a wet and dry vacuum cleaner

The surface tension can obstacle the complete drainage of water and cause a temporary stagnation of liquid on the slab edges. In order to avoid this problem, Gold Art recommends ensuring adequate inclination of the surface during installation so as to encourage the flow of water between adjacent slabs. Should liquid deposit on the surface, it is recommended to push it towards grout lines using a brush or remove it with a wet and dry vacuum cleaner

The surface tension can obstacle the complete drainage of water and cause a temporary stagnation of liquid on the slab edges. In order to avoid this problem, Gold Art recommends ensuring adequate inclination of the surface during installation so as to encourage the flow of water between adjacent slabs. Should liquid deposit on the surface, it is recommended to push it towards grout lines using a brush or remove it with a wet and dry vacuum cleaner

The surface tension can obstacle the complete drainage of water and cause a temporary stagnation of liquid on the slab edges. In order to avoid this problem, Gold Art recommends ensuring adequate inclination of the surface during installation so as to encourage the flow of water between adjacent slabs. Should liquid deposit on the surface, it is recommended to push it towards grout lines using a brush or remove it with a wet and dry vacuum cleaner

The surface tension can obstacle the complete drainage of water and cause a temporary stagnation of liquid on the slab edges. In order to avoid this problem, Gold Art recommends ensuring adequate inclination of the surface during installation so as to encourage the flow of water between adjacent slabs. Should liquid deposit on the surface, it is recommended to push it towards grout lines using a brush or remove it with a wet and dry vacuum cleaner

The surface tension can obstacle the complete drainage of water and cause a temporary stagnation of liquid on the slab edges. In order to avoid this problem, Gold Art recommends ensuring adequate inclination of the surface during installation so as to encourage the flow of water between adjacent slabs. Should liquid deposit on the surface, it is recommended to push it towards grout lines using a brush or remove it with a wet and dry vacuum cleaner

The surface tension can obstacle the complete drainage of water and cause a temporary stagnation of liquid on the slab edges. In order to avoid this problem, Gold Art recommends ensuring adequate inclination of the surface during installation so as to encourage the flow of water between adjacent slabs. Should liquid deposit on the surface, it is recommended to push it towards grout lines using a brush or remove it with a wet and dry vacuum cleaner

The surface tension can obstacle the complete drainage of water and cause a temporary stagnation of liquid on the slab edges. In order to avoid this problem, Gold Art recommends ensuring adequate inclination of the surface during installation so as to encourage the flow of water between adjacent slabs. Should liquid deposit on the surface, it is recommended to push it towards grout lines using a brush or remove it with a wet and dry vacuum cleaner

The surface tension can obstacle the complete drainage of water and cause a temporary stagnation of liquid on the slab edges. In order to avoid this problem, Gold Art recommends ensuring adequate inclination of the surface during installation so as to encourage the flow of water between adjacent slabs. Should liquid deposit on the surface, it is recommended to push it towards grout lines using a brush or remove it with a wet and dry vacuum cleaner

The surface tension can obstacle the complete drainage of water and cause a temporary stagnation of liquid on the slab edges. In order to avoid this problem, Gold Art recommends ensuring adequate inclination of the surface during installation so as to encourage the flow of water between adjacent slabs. Should liquid deposit on the surface, it is recommended to push it towards grout lines using a brush or remove it with a wet and dry vacuum cleaner

The surface tension can obstacle the complete drainage of water and cause a temporary stagnation of liquid on the slab edges. In order to avoid this problem, Gold Art recommends ensuring adequate inclination of the surface during installation so as to encourage the flow of water between adjacent slabs. Should liquid deposit on the surface, it is recommended to push it towards grout lines using a brush or remove it with a wet and dry vacuum cleaner

The surface tension can obstacle the complete drainage of water and cause a temporary stagnation of liquid on the slab edges. In order to avoid this problem, Gold Art recommends ensuring adequate inclination of the surface during installation so as to encourage the flow of water between adjacent slabs. Should liquid deposit on the surface, it is recommended to push it towards grout lines using a brush or remove it with a wet and dry vacuum cleaner

The surface tension can obstacle the complete drainage of water and cause a temporary stagnation of liquid on the slab edges. In order to avoid this problem, Gold Art recommends ensuring adequate inclination of the surface during installation so as to encourage the flow of water between adjacent slabs. Should liquid deposit on the surface, it is recommended to push it towards grout lines using a brush or remove it with a wet and dry vacuum cleaner

The surface tension can obstacle the complete drainage of water and cause a temporary stagnation of liquid on the slab edges. In order to avoid this problem, Gold Art recommends ensuring adequate inclination of the surface during installation so as to encourage the flow of water between adjacent slabs. Should liquid deposit on the surface, it is recommended to push it towards grout lines using a brush or remove it with a wet and dry vacuum cleaner

The surface tension can obstacle the complete drainage of water and cause a temporary stagnation of liquid on the slab edges. In order to avoid this problem, Gold Art recommends ensuring adequate inclination of the surface during installation so as to encourage the flow of water between adjacent slabs. Should liquid deposit on the surface, it is recommended to push it towards grout lines using a brush or remove it with a wet and dry vacuum cleaner

The surface tension can obstacle the complete drainage of water and cause a temporary stagnation of liquid on the slab edges. In order to avoid this problem, Gold Art recommends ensuring adequate inclination of the surface during installation so as to encourage the flow of water between adjacent slabs. Should liquid deposit on the surface, it is recommended to push it towards grout lines using a brush or remove it with a wet and dry vacuum cleaner

The surface tension can obstacle the complete drainage of water and cause a temporary stagnation of liquid on the slab edges. In order to avoid this problem, Gold Art recommends ensuring adequate inclination of the surface during installation so as to encourage the flow of water between adjacent slabs. Should liquid deposit on the surface, it is recommended to push it towards grout lines using a brush or remove it with a wet and dry vacuum cleaner

The surface tension can obstacle the complete drainage of water and cause a temporary stagnation of liquid on the slab edges. In order to avoid this problem, Gold Art recommends ensuring adequate inclination of the surface during installation so as to encourage the flow of water between adjacent slabs. Should liquid deposit on the surface, it is recommended to push it towards grout lines using a brush or remove it with a wet and dry vacuum cleaner

The surface tension can obstacle the complete drainage of water and cause a temporary stagnation of liquid on the slab edges. In order to avoid this problem, Gold Art recommends ensuring adequate inclination of the surface during installation so as to encourage the flow of water between adjacent slabs. Should liquid deposit on the surface, it is recommended to push it towards grout lines using a brush or remove it with a wet and dry vacuum cleaner

The surface tension can obstacle the complete drainage of water and cause a temporary stagnation of liquid on the slab edges. In order to avoid this problem, Gold Art recommends ensuring adequate inclination of the surface during installation so as to encourage the flow of water between adjacent slabs. Should liquid deposit on the surface, it is recommended to push it towards grout lines using a brush or remove it with a wet and dry vacuum cleaner

The surface tension can obstacle the complete drainage of water and cause a temporary stagnation of liquid on the slab edges. In order to avoid this problem, Gold Art recommends ensuring adequate inclination of the surface during installation so as to encourage the flow of water between adjacent slabs. Should liquid deposit on the surface, it is recommended to push it towards grout lines using a brush or remove it with a wet and dry vacuum cleaner

The surface tension can obstacle the complete drainage of water and cause a temporary stagnation of liquid on the slab edges. In order to avoid this problem, Gold Art recommends ensuring adequate inclination of the surface during installation so as to encourage the flow of water between adjacent slabs. Should liquid deposit on the surface, it is recommended to push it towards grout lines using a brush or remove it with a wet and dry vacuum cleaner

The surface tension can obstacle the complete drainage of water and cause a temporary stagnation of liquid on the slab edges. In order to avoid this problem, Gold Art recommends ensuring adequate inclination of the surface during installation so as to encourage the flow of water between adjacent slabs. Should liquid deposit on the surface, it is recommended to push it towards grout lines using a brush or remove it with a wet and dry vacuum cleaner

The surface tension can obstacle the complete drainage of water and cause a temporary stagnation of liquid on the slab edges. In order to avoid this problem, Gold Art recommends ensuring adequate inclination of the surface during installation so as to encourage the flow of water between adjacent slabs. Should liquid deposit on the surface, it is recommended to push it towards grout lines using a brush or remove it with a wet and dry vacuum cleaner

The surface tension can obstacle the complete drainage of water and cause a temporary stagnation of liquid on the slab edges. In order to avoid this problem, Gold Art recommends ensuring adequate inclination of the surface during installation so as to encourage the flow of water between adjacent slabs. Should liquid deposit on the surface, it is recommended to push it towards grout lines using a brush or remove it with a wet and dry vacuum cleaner

The surface tension can obstacle the complete drainage of water and cause a temporary stagnation of liquid on the slab edges. In order to avoid this problem, Gold Art recommends ensuring adequate inclination of the surface during installation so as to encourage the flow of water between adjacent slabs. Should liquid deposit on the surface, it is recommended to push it towards grout lines using a brush or remove it with a wet and dry vacuum cleaner

The surface tension can obstacle the complete drainage of water and cause a temporary stagnation of liquid on the slab edges. In order to avoid this problem, Gold Art recommends ensuring adequate inclination of the surface during installation so as to encourage the flow of water between adjacent slabs. Should liquid deposit on the surface, it is recommended to push it towards grout lines using a brush or remove it with a wet and dry vacuum cleaner

The surface tension can obstacle the complete drainage of water and cause a temporary stagnation of liquid on the slab edges. In order to avoid this problem, Gold Art recommends ensuring adequate inclination of the surface during installation so as to encourage the flow of water between adjacent slabs. Should liquid deposit on the surface, it is recommended to push it towards grout lines using a brush or remove it with a wet and dry vacuum cleaner

The surface tension can obstacle the complete drainage of water and cause a temporary stagnation of liquid on the slab edges. In order to avoid this problem, Gold Art recommends ensuring adequate inclination of the surface during installation so as to encourage the flow of water between adjacent slabs. Should liquid deposit on the surface, it is recommended to push it towards grout lines using a brush or remove it with a wet and dry vacuum cleaner

The surface tension can obstacle the complete drainage of water and cause a temporary stagnation of liquid on the slab edges. In order to avoid this problem, Gold Art recommends ensuring adequate inclination of the surface during installation so as to encourage the flow of water between adjacent slabs. Should liquid deposit on the surface, it is recommended to push it towards grout lines using a brush or remove it with a wet and dry vacuum cleaner

The surface tension can obstacle the complete drainage of water and cause a temporary stagnation of liquid on the slab edges. In order to avoid this problem, Gold Art recommends ensuring adequate inclination of the surface during installation so as to encourage the flow of water between adjacent slabs. Should liquid deposit on the surface, it is recommended to push it towards grout lines using a brush or remove it with a wet and dry vacuum cleaner

The surface tension can obstacle the complete drainage of water and cause a temporary stagnation of liquid on the slab edges. In order to avoid this problem, Gold Art recommends ensuring adequate inclination of the surface during installation so as to encourage the flow of water between adjacent slabs. Should liquid deposit on the surface, it is recommended to push it towards grout lines using a brush or remove it with a wet and dry vacuum cleaner

The surface tension can obstacle the complete drainage of water and cause a temporary stagnation of liquid on the slab edges. In order to avoid this problem, Gold Art recommends ensuring adequate inclination of the surface during installation so as to encourage the flow of water between adjacent slabs. Should liquid deposit on the surface, it is recommended to push it towards grout lines using a brush or remove it with a wet and dry vacuum cleaner

The surface tension can obstacle the complete drainage of water and cause a temporary stagnation of liquid on the slab edges. In order to avoid this problem, Gold Art recommends ensuring adequate inclination of the surface during installation so as to encourage the flow of water between adjacent slabs. Should liquid deposit on the surface, it is recommended to push it towards grout lines using a brush or remove it with a wet and dry vacuum cleaner

The surface tension can obstacle the complete drainage of water and cause a temporary stagnation of liquid on the slab edges. In order to avoid this problem, Gold Art recommends ensuring adequate inclination of the surface during installation so as to encourage the flow of water between adjacent slabs. Should liquid deposit on the surface, it is recommended to push it towards grout lines using a brush or remove it with a wet and dry vacuum cleaner

The surface tension can obstacle the complete drainage of water and cause a temporary stagnation of liquid on the slab edges. In order to avoid this problem, Gold Art recommends ensuring adequate inclination of the surface during installation so as to encourage the flow of water between adjacent slabs. Should liquid deposit on the surface, it is recommended to push it towards grout lines using a brush or remove it with a wet and dry vacuum cleaner

The surface tension can obstacle the complete drainage of water and cause a temporary stagnation of liquid on the slab edges. In order to avoid this problem, Gold Art recommends ensuring adequate inclination of the surface during installation so as to encourage the flow of water between adjacent slabs. Should liquid deposit on the surface, it is recommended to push it towards grout lines using a brush or remove it with a wet and dry vacuum cleaner

The surface tension can obstacle the complete drainage of water and cause a temporary stagnation of liquid on the slab edges. In order to avoid this problem, Gold Art recommends ensuring adequate inclination of the surface during installation so as to encourage the flow of water between adjacent slabs. Should liquid deposit on the surface, it is recommended to push it towards grout lines using a brush or remove it with a wet and dry vacuum cleaner

The surface tension can obstacle the complete drainage of water and cause a temporary stagnation of liquid on the slab edges. In order to avoid this problem, Gold Art recommends ensuring adequate inclination of the surface during installation so as to encourage the flow of water between adjacent slabs. Should liquid deposit on the surface, it is recommended to push it towards grout lines using a brush or remove it with a wet and dry vacuum cleaner

The surface tension can obstacle the complete drainage of water and cause a temporary stagnation of liquid on the slab edges. In order to avoid this problem, Gold Art recommends ensuring adequate inclination of the surface during installation so as to encourage the flow of water between adjacent slabs. Should liquid deposit on the surface, it is recommended to push it towards grout lines using a brush or remove it with a wet and dry vacuum cleaner

The surface tension can obstacle the complete drainage of water and cause a temporary stagnation of liquid on the slab edges. In order to avoid this problem, Gold Art recommends ensuring adequate inclination of the surface during installation so as to encourage the flow of water between adjacent slabs. Should liquid deposit on the surface, it is recommended to push it towards grout lines using a brush or remove it with a wet and dry vacuum cleaner

The surface tension can obstacle the complete drainage of water and cause a temporary stagnation of liquid on the slab edges. In order to avoid this problem, Gold Art recommends ensuring adequate inclination of the surface during installation so as to encourage the flow of water between adjacent slabs. Should liquid deposit on the surface, it is recommended to push it towards grout lines using a brush or remove it with a wet and dry vacuum cleaner

The surface tension can obstacle the complete drainage of water and cause a temporary stagnation of liquid on the slab edges. In order to avoid this problem, Gold Art recommends ensuring adequate inclination of the surface during installation so as to encourage the flow of water between adjacent slabs. Should liquid deposit on the surface, it is recommended to push it towards grout lines using a brush or remove it with a wet and dry vacuum cleaner


The surface tension can obstacle the complete drainage of water and cause a temporary stagnation of liquid on the slab edges. In order to avoid this problem, Gold Art recommends ensuring adequate inclination of the surface during installation so as to encourage the flow of water between adjacent slabs. Should liquid deposit on the surface, it is recommended to push it towards grout lines using a brush or remove it with a wet and dry vacuum cleaner

The surface tension can obstacle the complete drainage of water and cause a temporary stagnation of liquid on the slab edges. In order to avoid this problem, Gold Art recommends ensuring adequate inclination of the surface during installation so as to encourage the flow of water between adjacent slabs. Should liquid deposit on the surface, it is recommended to push it towards grout lines using a brush or remove it with a wet and dry vacuum cleaner

The surface tension can obstacle the complete drainage of water and cause a temporary stagnation of liquid on the slab edges. In order to avoid this problem, Gold Art recommends ensuring adequate inclination of the surface during installation so as to encourage the flow of water between adjacent slabs. Should liquid deposit on the surface, it is recommended to push it towards grout lines using a brush or remove it with a wet and dry vacuum cleaner

TABELLA PESI E MISURE


WEIGHTS AND MEASURES TABLE . TABLEAU POIDS ET MESURES . GEWICHT UND MASSTABELLE

Formato Size Format Format		Pz/Scatola Pcs/Box Stk/Karton Pieces/Boîte	Mq/Scatola Sqm/Box Qm/Karton M2/Boîte	Kg/Scatola Kg/Box Kg/Karton Kg/Boîte	Scatola/Pallet Box/Pallet Karton/Palette Boîte/Palette	Mq/Pallet Sqm/Pallet Qm/Palette M2/Palette	Kg/Pallet Kg/Pallet Kg/Palette Kg/Palette
15x30 CAMPIGIANE / ANTICHI AMORI	9,2	28	1,26	25,15	60	75,6	1.529
15x30 QUARZI / MONTECCHIO / URANO	8,2	32	1,44	24,85	60	86,4	1.510
15x90 rett	10	7	0,95	21,1	70	66,5	1.500
15,2x61,5	9	14	1,3	24,4	50	65	1.240
20x20 ELEMENTI	7,2	38	1,52	23,45	60	91,2	1.427
20x20 ELEMENTI	11/12	24	0,96	24,7	60	57,6	1.500
20x20	7,2	38	1,52	24,6	60	91,2	1.496
20x120	8	6	1,44	24,45	36	51,84	880
20x120 ESSENZE ANTICHE / EPHEDRA	10	4	0,96	19,6	48	46,08	960
20x120 LCP	10	4	0,96	21,11	48	46,08	995
20x121 rett	10	4	0,97	21,11	48	46,56	1.033
30x30 ELEMENTI	8,5	16	1,44	27,25	60	86,4	1.655
30x30 ELEMENTI	11/12	11	0,99	25,5	40	39,6	1.040
30x30 CAMPIGIANE / ANTICHI AMORI	9,2	14	1,26	25,15	60	75,6	1.529
30x60 LCP	9	7	1,26	23,93	40	50,4	977
30x90	10	4	1,08	24,3	54	58,32	1.320
30x121 rett	10	4	1,45	31,57	36	52,2	1.156
30,4x61 rett	9	7	1,3	24	40	52	980
30,8x30,8	8,2	16	1,52	26	40	60,8	1.060
30,8x61,5	9	7	1,32	24,5	40	52,8	1.000
35,8x35,8	7,7	12	1,53	24,95	48	73,44	1.220
45x90 rett	10	3	1,21	26,2	32	38,72	850
45,5x45,5	9	7	1,45	27,5	44	63,8	1.230
45,5x45,5 CEMENTINE	8	8	1,66	28,64	44	73,04	1.280
51x51	9	6	1,56	28,46	26	40,56	760
60x60 LCP	10	4	1,44	31,13	30	43,2	954
60x120 LCP	10	2	1,44	32,68	30	43,2	1.000
61x61 rett	10	4	1,49	31	30	44,7	950
61,5x61,5	10	4	1,51	32,67	30	45,3	1.000
61,5x121 rett	10	2	1,49	32,34	30	44,7	990
90x90 rett	10	2	1,62	36,5	20	32,4	750


RIVESTIMENTI COORDINATI . COORDINATE WALL TILES . REVÊTEMENTS COORDONNÉS . KOORDINIERTE WANDFLIESEN

Formato Size Format Format		Pz/Scatola Pcs/Box Stk/Karton Pieces/Boîte	Mq/Scatola Sqm/Box Qm/Karton M2/Boîte	Kg/Scatola Kg/Box Kg/Karton Kg/Boîte	Kg/Mq Kg/Sqm Kg/Qm Kg/M2	Scatola/Pallet Box/Pallet Karton/Palette Boîte/Palette	Mq/Pallet Sqm/Pallet Qm/Palette M2/Palette	Kg/Pallet Kg/Pallet Kg/Palette Kg/Palette
20x20	6,50	40	1,60	16,60	10,40	72	115,20	1.200
20x50	8,00	14	1,40	18,90	13,50	60	84,00	1.150
20x50 Decoro	8,00	14	1,40	18,90	13,50	30	42,00	580

TH2.0

Formato Size Format Format		Pz/Scatola Pcs/Box Stk/Karton Pieces/Boîte	Mq/Scatola Sqm/Box Qm/Karton M2/Boîte	Kg/Scatola Kg/Box Kg/Karton Kg/Boîte	Scatola/Pallet Box/Pallet Karton/Palette Boîte/Palette	Mq/Pallet Sqm/Pallet Qm/Palette M2/Palette	Kg/Pallet Kg/Pallet Kg/Palette Kg/Palette
30x120 rett	20	2	0,72	30,92	36	25,92	1.115
45x90 rett	20	2	0,81	36,30	27	21,87	1.000
60x60 rett	20	2	0,72	32,22	30	21,60	990
60x120 rett	20	1	0,72	32,44	30	21,60	990
90x90 rett	20	1	0,81	37,35	20	16,20	767

EKXTREME

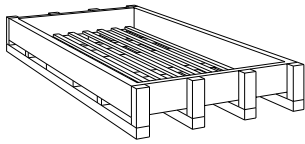
Formato Size Format Format		Tipologia Imballaggio	Lastre	M²/Lastre	M²/Box		Kg lastre	M²	Kg	Tara (Kg)	Kg + Tara
320x160 rett	7	CRATE	15 lastre	5,12	5,12 m²	-	89,60	76,80 m²/CRATE	1344	139	1483
280x120 rett	7										
240x120 rett	7	T-RACK (75x246x149)	40 lastre	2,88	2,88 m²	-	50	115,20 m²/T-RACK	2000	100	2100
240x120 rett	7	A-FRAME (75X250X161)	36 lastre	2,88	2,88 m²	-	50	103,68 m²/A-FRAME	1790	115	1905
240x120 LPC	7	CRATE (134x265x32)	20 lastre	2,88	2,88 m²	-	50	57,60 m²/CRATE	1009	100	1109
240x120 LPC	7	A-FRAME (75X250X161)	36 lastre	2,88	2,88 m²	-	50	103,68 m²/A-FRAME	1790	115	1905
160x80 rett	7										
120x120 rett	9	T-RACK (75x128x149)	44 lastre	1,44	2,88 m²	22 box/pal	30,73	63,36 m²/T-RACK	1352	70	1422
120x120 LPC	9	PAL CON SPONDE (120x143x70)	36 lastre	1,44	2,88 m²	18 box/pal	30,73	51,84 m²/PAL	1106	40	1146

LISTELLI

Formato Size Format Format		Pz/Scatola Pcs/Box Stk/Karton Pieces/Boîte
0,5x50	BACCHETTA LE RESINE	10
1x50	BACCHETTA CROMATA	8
3x50	LISTELLO LMING / CEMENTINE	8
4,5x50	LISTELLO H24 / SELECT	8
5x50	LISTELLO MURETTO MIX RELFEX	10
5,5x50	LISTELLO QUADRI MIX CEMENTINE	10

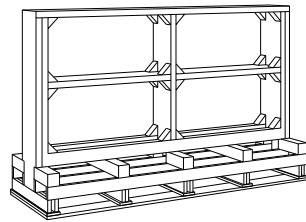
INFORMAZIONI TECNICHE

TECHNICAL INFORMATION . INFORMATIONS TECHNIQUES . TECHNISCHE INFORMATIONEN




CRATE

Ingombro Size
132x253x17 (5 PZ) € 57,00
132x253x20 (10 PZ) € 62,00
134x256x32 (20 PZ) € 100,00
(120x240)



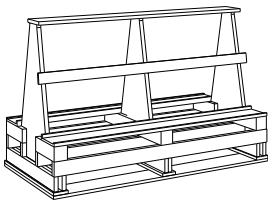
T-RACK

Ingombro Size 75x246x149
(120x240)
€ 120,00



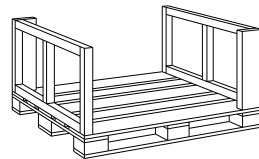
T-RACK

Ingombro Size 75x128x149
(120x120)
€ 50,00



A-FRAME

Ingombro Size 75x250x161
(120x240)
€ 190,00

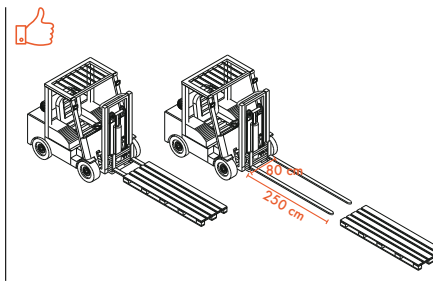
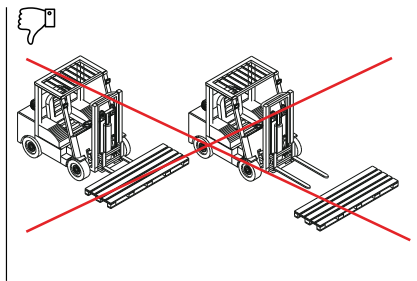


HIGH-SIDED PALLET

Ingombro Size 122x143x70
(120x120)

Per una corretta movimentazione di casse, cavalletti e pallet si raccomanda l'utilizzo di un carrello elevatore a forche con lunghezza di almeno 2,5 mt e con il posizionamento nella massima larghezza.

Top handle crates, rack pallets and pallets properly, use a lift truck with at least 2,5 m forks at their maximum width.



MOVIMENTAZIONE DELLE LASTRE IN CANTIERE

Le dimensioni e i pesi raggiunti dalle lastre EKKSTREME richiedono apposite misure di sicurezza per consentire agli operatori di agire senza pericoli e per evitare possibili rotture delle lastre stesse. Sono quindi consigliate attrezzature specifiche per le operazioni in cantiere e per la successiva posa in opera, tra cui un apposito telaio di movimentazione (dotato di ventose per il sollevamento delle lastre ed eventualmente anche di carrello con ruote per il trasporto).

Inoltre, le elevate dimensioni delle lastre impongono anche l'utilizzo di grande attenzione e cautela durante le fasi di spostamento per evitare rotture in conseguenza di urti o di eccessive flessioni.

HANDLING ON SITE, WARNING

Safety measures are required due to dimension and weight of these slabs. This is necessary in order to allow workers to operate and avoid danger or possible damages to slabs. Therefore it is recommended to use dedicated equipment for the operations on site and subsequent installation. Among specific tools suggested: specific handling frame, equipped with cups for lifting the slabs and possibly a wheeled cart for transportation.

Moreover, these large sizes require as well close attention and care during handling and transfer to avoid breakages due to hits or bending.

AVERTISSEMENTS POUR LE MOUVEMENT DES PLAQUES SUR LES CHANTIERS

Les dimensions et le poids des dalles EKKXTREME exigent de mesures de sécurité appropriées à fin d'assurer à les professionnels d'agir sans risques et éviter des éventuelles casses des dalles. Par conséquence, il est recommandé l'emploi d'équipements spéciaux sur les chantiers et pendant la mise en oeuvre, tels que un châssis de mouvement doté de ventouses pour le levage des plaques et un chariot avec roues pour le déplacement.

En plus, la taille élevée des dalles nécessite d'une attention et d'une prudence particulières pendant les phases de transfert à fin d'éviter toutes éventuelles ruptures causées par de chocs et/ou tractions extrêmes.

VERARBEITUNG DER GROSSFORMATPLATTEN AUF DER BAUSTELLE

Die Formate und Gewichte der Grossplatten EKKXTREME brauchen besondere Sicherheitsmassnahmen, damit das Handling ohne Gefahr und ohne Plattenbruch erfolgt.

Es werden somit spezifische Ausrustungen benoetigt beim Handling auf der Baustelle und bei der Verarbeitung, wie ein Rahmen (mit Saugnappen um die Platten zu heben und ggf auch ein Wagen mit Raeder fuer den Transport).

Weiterhin zwingen die grosse Abmessungen zum erhoeheter Vorsicht waehrend der Verlegung, damit Bruch resultierend aus Anstossen oder exzessives biegen vermieden wird.

Le informazioni contenute nel presente catalogo sono il più possibile esatte, ma non sono da ritenersi legalmente vincolanti. Per esigenze di produzione ci riserviamo il diritto di apportare eventuali modifiche che si rendono necessarie. Peso, colori e misure sono soggetti alle inevitabili variazioni tipiche del processo di cottura della ceramica. I colori indicati si avvicinano quanto più possibile a quelli reali nei limiti consentiti dai processi di stampa. I consigli e le istruzioni date, pur essendo frutto di studi e prove eseguite con la massima serietà, sono da ritenersi puramente indicative.

The informations contained in this catalogue is correct to the best of our knowledge, but is not to be construed as legally binding. We reserve the right to make changes as and when production requirement render them necessary. The governing sizes are the metric ones-measurements in inches are for only. Weight, colour and sizes are subject to the usual variation expected in fired ceramic products. Colours shown are as close to the real colours as the limitation of the printing process will allow. While being the result of carefully effected studies and tests, these suggestions and instructions should be considered purely indicative.

Les renseignements contenus dans ce catalogue sont le plus possible exacts, mais ils ne sont sous la tutelle d'aucune jurisprudence. A cause d'exigences de production, nous nous réservons le droit d'apporter d'éventuelles modifications qui seront nécessaires. Les poids, coloris et mesures sont sujets à d'inévitables variations typiques au processus de cuisson de la céramique. Les couleurs indiquées sont fidèles dans le limites consenties par le procédés d'imprimerie. Les conseils et les données, tout en étant le résultat d'études et d'essais très soignés, doivent être considérés comme purement indicatifs.

Die im vorliegenden Katalog enthaltenen Angaben sind so genau wie moeglich gehalten, sind aber rechtlich unverbindlich. Falls produktionstechnisch erforderlich, behalten wir uns vor eventuelle Aenderungen vorzunehmen. Gewicht, Farbe und Masse der Fliesen unterliegen der unumgaenglichen. Toleranzen eines keramischen Ofenbrandes. Die abgebildeten Farben entsprechen innerhalb der drucktechnischen Grenzen der Wirklichkeit. Die vorstehenden Anleitungen sind zwar das Ergebnis von Studien und Tests, die mit einem Höchstmaß an Seriosität durchgeführt wurden, aber dennoch nur als Orientierungswerte zu verstehen.




mkt: Energie Ker
progetto: Omniadvert
stampa: Lito Group Srl
ristampa: Maggio 2018


TABELLA PESI E MISURE

WEIGHTS AND MEASURES TABLE . TABLEAU POIDS ET MESURES . GEWICHT UND MASSTABELLE

EKXTREME

Formato Size Format Format		Tipologia Imballaggio	Lastre	M ² /Lastre	M ² /Box		Kg lastre	M ²	Kg	Tara (Kg)	Kg + Tara
320x160 rett	7	CRATE	15 lastre	5,12	5,12 m ²	-	89,60	76,80 m ² /CRATE	1344	139	1483
280x120 rett	7										
240x120 rett	7	T-RACK (75x246x149)	40 lastre	2,88	2,88 m ²	-	50	115,20 m ² /T-RACK	2000	100	2100
240x120 rett	7	A-FRAME (75X250X161)	36 lastre	2,88	2,88 m ²	-	50	103,68 m ² /A-FRAME	1790	115	1905
240x120 LPC	7	CRATE (134x265x32)	20 lastre	2,88	2,88 m ²	-	50	57,60 m ² /CRATE	1009	100	1109
240x120 LPC	7	A-FRAME (75X250X161)	36 lastre	2,88	2,88 m ²	-	50	103,68 m ² /A-FRAME	1790	115	1905
160x80 rett	7										
120x120 rett	9	T-RACK (75x128x149)	44 lastre	1,44	2,88 m ²	22 box/pal	30,73	63,36 m ² /T-RACK	1352	70	1422
120x120 LPC	9	PAL CON SPONDE (120x143x70)	36 lastre	1,44	2,88 m ²	18 box/pal	30,73	51,84 m ² /PAL	1106	40	1146


ENERGIE KER

Formato Size Format Format		Pz/Scatola Pcs/Box Stk/Karton Pieces/Boîte	Mq/Scatola SqM/Box Qm/Karton M2/Boîte	Kg/Scatola Kg/Box Kg/Karton Kg/Boîte	Scatola/Pallet Box/Pallet Karton/Palette Boîte/Palette	Mq/Pallet SqM/Pallet Qm/Palette M2/Palette	Kg/Pallet Kg/Pallet Kg/Palette Kg/Palette
15x30 CAMPIGIANE / ANTICHI AMORI	9,2	28	1,26	25,15	60	75,6	1.529
15x30 QUARZI / MONTECCHIO / URANO	8,2	32	1,44	24,85	60	86,4	1.510
15x90 rett	10	7	0,95	21,1	70	66,5	1.500
15,2x61,5	9	14	1,3	24,4	50	65	1.240
20x20 ELEMENTI	7,2	38	1,52	23,45	60	91,2	1.427
20x20 ELEMENTI	11/12	24	0,96	24,7	60	57,6	1.500
20x20	7,2	38	1,52	24,6	60	91,2	1.496
20x120	8	6	1,44	24,45	36	51,84	880
20x120 ESSENZE ANTICHE / EPHEDRA	10	4	0,96	19,6	48	46,08	960
20x120 LCP	10	4	0,96	21,11	48	46,08	995
20x121 rett	10	4	0,97	21,11	48	46,56	1.033
30x30 ELEMENTI	8,5	16	1,44	27,25	60	86,4	1.655
30x30 ELEMENTI	11/12	11	0,99	25,5	40	39,6	1.040
30x30 CAMPIGIANE / ANTICHI AMORI	9,2	14	1,26	25,15	60	75,6	1.529
30x60 LCP	9	7	1,26	23,93	40	50,4	977
30x90	10	4	1,08	24,3	54	58,32	1.320
30x121 rett	10	4	1,45	31,57	36	52,2	1.156
30,4x61 rett	9	7	1,3	24	40	52	980
30,8x30,8	8,2	16	1,52	26	40	60,8	1.060
30,8x61,5	9	7	1,32	24,5	40	52,8	1.000
35,8x35,8	7,7	12	1,53	24,95	48	73,44	1.220
45x90 rett	10	3	1,21	26,2	32	38,72	850
45,5x45,5	9	7	1,45	27,5	44	63,8	1.230
45,5x45,5 CEMENTINE	8	8	1,66	28,64	44	73,04	1.280
51x51	9	6	1,56	28,46	26	40,56	760
60x60 LCP	10	4	1,44	31,13	30	43,2	954
60x120 LCP	10	2	1,44	32,68	30	43,2	1.000
61x61 rett	10	4	1,49	31	30	44,7	950
61,5x61,5	10	4	1,51	32,67	30	45,3	1.000
61,5x121 rett	10	2	1,49	32,34	30	44,7	990
90x90 rett	10	2	1,62	36,5	20	32,4	750

TH2.0

30x120 rett	20	2	0,72	30,92	36	25,92	1.115
45x90 rett	20	2	0,81	36,30	27	21,87	1.000
60x60 rett	20	2	0,72	32,22	30	21,60	990
60x120 rett	20	1	0,72	32,44	30	21,60	990
90x90 rett	20	1	0,81	37,35	20	16,20	767

RIVESTIMENTI COORDINATI . COORDINATE WALL TILES . REVÊTEMENTS COORDONNÉS . KOORDINIERTE WANDFLIESEN

Formato Size Format Format		Pz/Scatola Pcs/Box Stk/Karton Pieces/Boîte	Mq/Scatola SqM/Box Qm/Karton M2/Boîte	Kg/Scatola Kg/Box Kg/Karton Kg/Boîte	Kg/Mq Kg/Sqm Kg/Qm Kg/M2	Scatola/Pallet Box/Pallet Karton/Palette Boîte/Palette	Mq/Pallet SqM/Pallet Qm/Palette M2/Palette	Kg/Pallet Kg/Pallet Kg/Palette Kg/Palette
20x20	6,50	40	1,60	16,60	10,40	72	115,20	1.200
20x50	8,00	14	1,40	18,90	13,50	60	84,00	1.150
20x50 Decoro	8,00	14	1,40	18,90	13,50	30	42,00	580

Gold Art Ceramica SpA

Via Giardini Nord, 231/233
41026 Pavullo nel Frignano (MO) - Italy
Tel. +39 0536 301711
Fax+39 0536 22037
e-mail: energieker@energieker.it
www.energieker.it

