

# TITAN

GRES FINE PROCELLANATO

★ ★ ★ ★ ★  
**CENTURY**<sup>®</sup>  
FINCIBEC GROUP



**TITAN**  
GRES FINE PORCELLANATO  
FINE PORCELAIN STONEWARE

Pag. **06**  
**CORTEN**

Pag. **12**  
**ALUMINIUM**

Pag. **18**  
**PLATINUM**

Pag. **24**  
**INDIUM**

Pag. **28**  
**CEMENT**

Pag. **34**  
**CANYON**

Pag. **38**  
**CHALK**

INDICE  
INDEX

METALLO E CEMENTO, DUE ELEMENTI DECISI CHE DANNO VITA ALLA COLLEZIONE TITAN DI CENTURY.

LE INNUMEREVOLI COMBINAZIONI POSSIBILI CHE SI VENGONO A CREARE TRA FORMATI E MATERIE, CONFERISCONO AGLI AMBIENTI UN FASCINO METROPOLITANO CHE SI SPOSA ALLA PERFEZIONE CON LE MODERNE ESIGENZE PROGETTUALI.

TITAN ESPRIME IL MEGLIO DELLA PIÙ AVANZATA TECNOLOGIA CERAMICA FIRMATA CENTURY CON LE GRANDI LASTRE FIRE, CHE POSATE SU PAVIMENTI E RIVESTIMENTI, CREANO UN IMPAREGGIABILE EFFETTO ESTETICO DI CONTINUITÀ.

---

# TITAN

GRES FINE PORCELLANATO  
FINE PORCELAIN STONEWARE

METAL AND CEMENT, TWO POWERFUL MATERIALS THAT CREATE CENTURY'S TITAN COLLECTION.

THE MANY POSSIBLE COMBINATIONS BETWEEN SIZES AND MATERIALS GIVE SPACES A METROPOLITAN APPEAL THAT RESPONDS PERFECTLY TO CONTEMPORARY DESIGN REQUIREMENTS.

TITAN FIRE SLABS EXPRESS THE BEST OF CENTURY'S CUTTING-EDGE CERAMICS TECHNOLOGY. LAID ON FLOORS AND WALLS, THEY CREATE AN INCOMPARABLE AESTHETIC EFFECT OF CONTINUITY.

EFFETTO METALLO METAL EFFECT



**ALUMINIUM**



**CORTEN**



**PLATINUM**



**INDIUM**



EFFETTO CEMENTO CEMENT EFFECT



**CEMENT**



**CANYON**




**CHALK**


7 FORMATI 7 SIZES




**160X320 CM**  
63"X126"




**120X260 CM**  
47"X102"




**120X120 CM**  
47"X47"




**60X120 CM**  
24"X47"



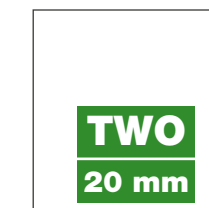
**80X80 CM**  
31,5"X31,5"




**60X60 CM**  
24"X24"



**30X60 CM**  
12"X24"



**80X80 CM**  
31,5"X31,5"



**60X60 CM**  
24"X24"

2 SUPERFICI 2 SURFACES 1 BORDO 1 EDGE  
GRIP NATURALE / NATURAL RETTIFICATO / RECTIFIED



# MATERIE DECISE CHE DANNO VITA A UNO SPAZIO MODERNO


*POWERFUL MATERIALS  
THAT BREATHE LIFE  
INTO CONTEMPORARY SPACES*

**CORTEN**

---



AMBIENTE REALIZZATO CON / SETTING REALIZED WITH:  
FIRE CORTEN 120x260 cm 47"x102" . CORTEN 120x120 cm 47"x47"



**CORTEN**



# ALUMINIUM

---

# TITAN







AMBIENTE REALIZZATO CON / SETTING REALIZED WITH:  
FIRE ALUMINIUM 120x260 cm 47"x102" . ALUMINIUM 120x120 cm 47"x47" . FIRE PLATINUM 120x260 cm 47"x102"



AMBIENTE REALIZZATO CON / SETTING REALIZED WITH:  
**ALUMINIUM 120x120 cm 47"x47" - FIRE PLATINUM 120x260 cm 47"x102"**


**ALUMINIUM**

**TITAN**

L'INTENSITÀ DEI  
PRODOTTI ESALTATA  
DAI GRANDI FORMATI

*THE INTENSITY OF THE PRODUCTS  
ENHANCED BY THE BIG SLABS*

**PLATINUM**






AMBIENTE REALIZZATO CON / SETTING REALIZED WITH:  
FIRE PLATINUM 120x260 cm 47"x102" . PLATINUM 120x120 cm 47"x47"



# PLATINUM

---



**TITAN**


**INDIUM**

AMBIENTE REALIZZATO CON / SETTING REALIZED WITH:  
**FIRE INDIUM 120x260 cm 47"x102"** . **INDIUM 120x120 cm 47"x47"**





**INDIUM**




# TONALITÀ AVVOLGENTI PER MOMENTI DI PURO RELAX

*WARM COLOURS  
FOR PURE RELAXATION*

**CEMENT**

---





**TITAN**



AMBIENTE REALIZZATO CON / SETTING REALIZED WITH:  
**CEMENT 80x80 cm 31,5"x31,5"** . **TWO CEMENT 80x80 cm 31,5"x31,5"**  
**FIRE CEMENT 120x260 cm 47"x102"** . **FIRE ALUMINIUM 120x260 cm 47"x102"**  
PEZZI SPECIALI POOLS&WELLNESS . POOLS&WELLNESS SPECIAL PIECES



# CEMENT

AMBIENTE REALIZZATO CON / SETTING REALIZED WITH:  
**TWO CEMENT 80x80cm 31,5"x31,5"** . **FIRE CEMENT 120x260 cm 47"x102"**  
**FIRE ALUMINIUM 120x260 cm 47"x102"**


**TITAN**

**CANYON**

---

AMBIENTE REALIZZATO CON / SETTING REALIZED WITH:  
**CANYON 120x120 cm 47"x47" - DECORO CORTEN 20x60 cm 8"x24"**





**CANYON**

---



**TITAN**

# TITAN È UNIONE TRA ELEGANZA E ESSENZIALITÀ

*TITAN BLENDS  
STYLE AND ESSENTIALITY*

**CHALK**



AMBIENTE REALIZZATO CON / SETTING REALIZED WITH:  
**CHALK 60x120 cm 24"x47"**



**CHALK**

**CORTEN**

**ALUMINIUM**

**PLATINUM**

**INDIUM**

**CEMENT**

**CANYON**


**CHALK**

**TITAN**

GRES FINE PORCELLANATO  
FINE PORCELAIN STONEWARE

# TITAN

GRES FINE PORCELLANATO  
FINE PORCELAIN STONEWARE




\* **160x320 cm . 63"x126"**  $\downarrow$  12 mm

106125 CORTEN nat. rett.  
106126 ALUMINIUM nat. rett.  
110641 PLATINUM nat. rett.  
110642 INDIUM nat. rett.

■ 204

\* Disponibile su richiesta e per lotti di produzione minima  
*Available on demand for minimum production batches*



**120x260 cm . 47"x102"** 7 mm

107220 CORTEN nat. rett. 107224 CEMENT nat. rett.  
107221 ALUMINIUM nat. rett. 107225 CANYON nat. rett.  
107222 PLATINUM nat. rett. 107226 CHALK nat. rett.  
107223 INDIUM nat. rett.

187



**160x320 cm . 63"x126"**

107326 DECORO LIFE

● 350



**120x260 cm . 47"x102"**

107328 DECORO LIFE

● 300



**160x320 cm . 63"x126"**

107325 DECORO SKYLINE


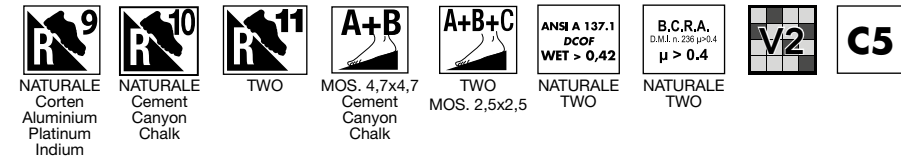
● 350



**120x260 cm . 47"x102"**

107327 DECORO SKYLINE


● 300



**120x120 cm . 47"x47"**  $\downarrow$  9 mm

106240 CORTEN nat. rett.  
106241 ALUMINIUM nat. rett.  
107216 PLATINUM nat. rett.  
107217 INDIUM nat. rett.  
106244 CEMENT nat. rett.  
107218 CANYON nat. rett.  
107219 CHALK nat. rett.


■ 166



**60x120 cm . 24"x47"**  $\downarrow$  9 mm

106631 CORTEN nat. rett.  
106630 ALUMINIUM nat. rett.  
106632 PLATINUM nat. rett.  
106633 INDIUM nat. rett.  
106627 CEMENT nat. rett.  
106628 CANYON nat. rett.  
106629 CHALK nat. rett.


■ 117



**80x80 cm . 31,5"x31,5"**  $\downarrow$  9 mm

107227 CORTEN nat. rett.  
107228 ALUMINIUM nat. rett.  
107229 PLATINUM nat. rett.  
107230 INDIUM nat. rett.  
107231 CEMENT nat. rett.  
107232 CANYON nat. rett.  
107234 CHALK nat. rett.


■ 117



**60x60 cm . 24"x24"**  $\downarrow$  9 mm

107235 CORTEN nat. rett.  
107236 ALUMINIUM nat. rett.  
107237 PLATINUM nat. rett.  
107238 INDIUM nat. rett.  
107239 CEMENT nat. rett.  
107240 CANYON nat. rett.  
107241 CHALK nat. rett.

■ 100



**30x60 cm . 12"x24"**  $\downarrow$  9 mm

107242 CORTEN nat. rett.  
107243 ALUMINIUM nat. rett.  
107244 PLATINUM nat. rett.  
107245 INDIUM nat. rett.  
107246 CEMENT nat. rett.  
107247 CANYON nat. rett.  
107248 CHALK nat. rett.

■ 83

DECORI  
DECORS




**20x60 cm . 8"x24"**

DECORO  
TITAN

109017 dec. ALUMINIUM  
109018 dec. CORTEN  
109019 dec. INDIUM  
109020 dec. PLATINUM

■ 152


## TWO 20 mm



**80x80 cm . 31,5"x31,5"**  $\downarrow$  20 mm

107685 CEMENT grip rett.  
107686 CANYON grip rett.

■ 174



**60x60 cm . 24"x24"**  $\downarrow$  20 mm

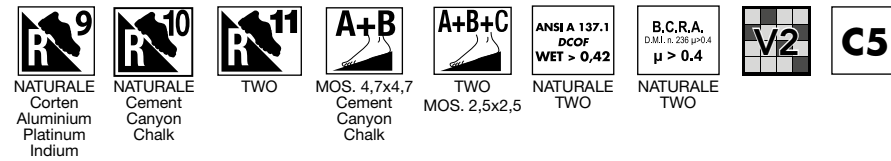
107295 CEMENT grip rett.  
107296 CANYON grip rett.

■ 157



# TITAN

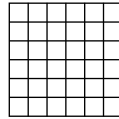
GRES FINE PORCELLANATO  
FINE PORCELAIN STONEWARE



# CENTURY

FINCIBEC GROUP


## MOSAICI MOSAICS



**4,7x4,7 cm . 1,8"x1,8"**  
**MOSAICO SU RETE**  
**30x30 cm . 12"x12"**

107249 CORTEN  
107250 ALUMINIUM  
107251 PLATINUM  
107252 INDIUM  
107253 CEMENT  
107254 CANYON  
107255 CHALK

■ 189

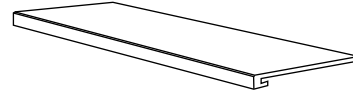


**2,5x2,5 cm . 1"x1"**  
**MOSAICO SU FOGLIO**  
**30x30 cm . 12"x12"**

108372 CORTEN  
108373 ALUMINIUM  
108374 PLATINUM  
108375 INDIUM  
108376 CEMENT  
108377 CANYON  
108378 CHALK

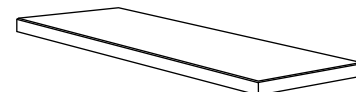
■ 199

## PEZZI SPECIALI SPECIAL PIECES



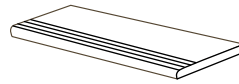
**33x120 cm . 13"x47"**  
**GRADONE COSTA RETTA**

● 210



**33x120 cm . 13"x47"**  
**GRADONE ANGOLARE COSTA RETTA DX/SX**

● 223



**30x60 cm . 12"x24"**  
**GRADINO nat. rett.**

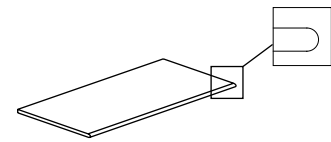
● 61



**5,4x60 cm . 2"x24"**  
**BATTISCOPA nat.**

● 13

## TWO 20 mm PEZZI SPECIALI . SPECIAL PIECES

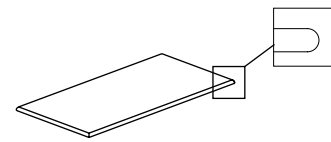


**30x60 cm . 12"x24"**  
**GRADONE CON TORO rett.**

● 138

**40x80 cm . 16"x31,5"**  
**GRADONE CON TORO rett.**

● 192



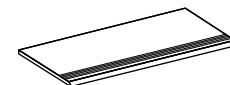
**30x60 cm . 12"x24"**  
**GRADONE ANGOLARE CON TORO DX/SX rett.**

● 185

**40x80 cm . 16"x31,5"**  
**GRADONE ANGOLARE CON TORO DX/SX rett.**

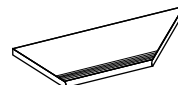
● 209

## POOLS&WELNNESS POOLS&WELLNESS



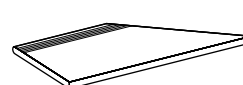
\* **30x60 cm . 12"x24"**  
**BORDO LINE RETTILINEO  
CON TORO**

● 185



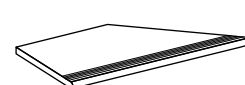
**30x60 cm . 12"x24"**  
**ANGOLO LINE INT.  
CON TORO DX**

● 190



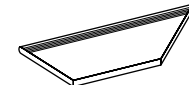
**30x60 cm . 12"x24"**  
**ANGOLO LINE INT.  
CON TORO SX**

● 190



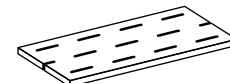
**30x60 cm . 12"x24"**  
**ANGOLO LINE EST.  
CON TORO DX**

● 196



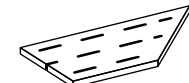
**30x60 cm . 12"x24"**  
**ANGOLO LINE EST.  
CON TORO SX**

● 196



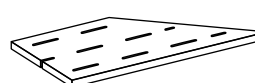
\* **30x60 cm . 12"x24"**  
**GRIGLIA**

● 190



**30x60 cm . 12"x24"**  
**ANGOLO GRIGLIA DX**

● 190



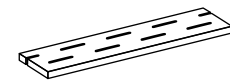
**30x60 cm . 12"x24"**  
**ANGOLO GRIGLIA SX**

● 190



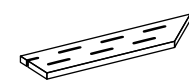
**60x60 cm . 24"x24"**  
**ANGOLO CURVO LINE INT.  
CON TORO**

● 220



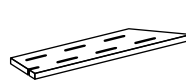
\* **15x60 cm . 6"x24"**  
**GRIGLIA**

● 184



**15x60 cm . 6"x24"**  
**ANGOLO GRIGLIA DX**

● 188



**15x60 cm . 6"x24"**  
**ANGOLO GRIGLIA SX**

● 188



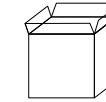
**30x30 cm . 12"x12"**  
**ANGOLO CURVO LINE EST.  
CON TORO**

● 220

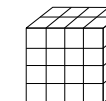
\* Prezzo per ordine minimo di 20 pezzi. Per quantitativi inferiori, rivolgersi agli uffici commerciali per una quotazione specifica.

Price for a minimum order of 20 items. For smaller volumes, please contact our commercial office for a specific quote.

## IMBALLI PACKAGING



	80x80	80x80 TWO	60x60	60x60 TWO	60x120	30x60	160x320	120x260	120x120	20x60
Pc.	2	1	3	2	2	6	1	1	2	12
M <sup>2</sup>	1,28	0,64	1,08	0,72	1,44	1,08	5,12	3,12	2,88	1,44
Kg	26,2	29	22,5	35	29,6	22,5	153,6	54,486	58	30



	80x80	80x80 TWO	60x60	60x60 TWO	60x120	30x60	160x320	120x260	120x120	20x60
Colli boxes	40	40	40	30	35	48	8	20	20	30
M <sup>2</sup>	51,2	25,6	43,2	21,6	50,4	51,84	40,96	62,4	57,6	43,2
Kg	1048	1160	900	1050	1036	1080	1323	1198	1160	900

## CATEGORIE D'IMPIEGO USE CLASSES

**C1**

Piastrelle da pavimento consigliate per calpestio leggero  
Floor tiles recommended for light traffic

**C2**

Piastrelle da pavimento consigliate per calpestio medio-leggero  
Floor tiles recommended for medium-light traffic

**C3**

Piastrelle da pavimento consigliate per calpestio medio  
Floor tiles recommended for medium traffic


**C4**

Piastrelle da pavimento consigliate per calpestio medio-pesante  
Floor tiles recommended for medium-heavy traffic


**C5**

Piastrelle da pavimento consigliate per calpestio intenso  
Floor tiles recommended for high traffic areas

## VARIAZIONI CROMATICHE COLOURS VARIATIONS




V1 Aspetto uniforme  
Even appearance



V2 Lieve variazione  
Light variation



V3 Media variazione  
Medium variation



V4 Intensa variazione  
Strong variation

È indispensabile all'atto della posa, prelevare le piastrelle da più confezioni.

It is necessary to take the tiles from several different boxes when laying them.

## NOTE NOTES

I prodotti possono essere modificati da Fincibec senza preavviso, respingendo ogni responsabilità su possibili danni diretti o indiretti causati da potenziali modifiche. Fincibec reserves the right to modify its products without prior notice and cannot be held liable for direct or indirect damage caused by such modifications.

Verificare sempre la correttezza delle informazioni e dei dati relativi a codici, imballaggi e pesi, consultando il listino prezzi in vigore. Always refer to the price list in force to ensure correct information and data on codes, packaging, and weight.

Le tonalità dei colori riportate nel catalogo sono indicative. The colours shades, reported on the catalogue, are indicative.

**CARATTERISTICHE TECNICHE / GRES FINE PORCELLANATO COLORATO IN MASSA**  
**TECHNICAL SPECIFICATIONS / FULL-BODY COLOURED PORCELAIN STONEWARE - TECHNISCHE EIGENSCHAFTEN / DURCHGEFÄRBTES FEINSTEINZEUG - CARACTÉRISTIQUES TECHNIQUES / GRÈS FIN CÉRAME COLORÉ EN MASSE - CARACTERÍSTICAS TÉCNICAS / GRES FINO PORCELÁNICO TEÑIDO EN MASA - ТЕХНИЧЕСКИЕ ХАРАКТЕРИСТИКИ / МЕЛКОЗЕРНИСТЫЙ КЕРАМОГРАНИТ, ОКРАШЕННЫЙ В МАССЕ**  
**STANDARDS : UNI EN 14411 ANNEX G - Bla / UNI EN ISO 13006 ANNEX G - Bla**

	CARATTERISTICHE TECNICHE TECHNICAL DATA TECHNISCHE DATEN CARACTÉRISTIQUES TECHNIQUES CARACTERÍSTICAS TÉCNICAS ТЕХНИЧЕСКИЕ ХАРАКТЕРИСТИКИ	TIPO DI PROVA STANDARD OF TEST NORME DU TEST TESTNORM TIPO DE PRUEBA ТИП ТЕСТА	VALORI PRESCRITTI DALLE NORME INTERNATIONAL STANDARDS INTERNATIONALE NORMWERTE VALEURS PREVUES PAR LES NORMES VALORES PREVISTOS POR LAS NORMAS ПРЕДУСМОТРЕННЫЕ СТАНДАРТОМ		VALORE MEDIO CENTURY CENTURY AVERAGE VALUE CENTURY MITTELWERT VALEURS MOYEN CENTURY VALOR MEDIO CENTURY СРЕДНЕЕ ЗНАЧЕНИЕ CENTURY		
			REQUIREMENTS FOR NOMINAL SIZE N		NAT.	GRIP	
	CARATTERISTICHE DIMENSIONALI - SIZE CHARACTERISTICS MASSEIGENSCHAFTEN - DETERMINATION DES CARACTERISTIQUES DIMENSIONELLES CARACTERÍSTICAS DIMENSIONALES - РАЗМЕРНЫЕ ХАРАКТЕРИСТИКИ		7 cm ≤ N ≤ 15 cm	N ≥ 15 cm			
	LATI - SIDES - SEITEN COTES - CANTOS РАЗМЕРЫ СТОРОН	EN ISO 10545-2	± 0,9 mm	± 0,6% (± 2,0 mm)	CONFORME COMPLYING - ERFÜLLT CONFORME - CONFORME СООТВЕТСТВУЕТ		
	SPESSORE THICKNESS - DICKE ÉPAISSEUR - ESPESOR ТОЛЩИНА	EN ISO 10545-2	± 0,5 mm	± 5,0% (± 0,5 mm)	CONFORME COMPLYING - ERFÜLLT CONFORME - CONFORME СООТВЕТСТВУЕТ		
	RETTILINEITÀ DEGLI SPIGOLI STRAIGHTNESS OF SIDES - GERADLINIGKEIT DER KANTEN RECTITUDE DES ARETES - RECTITUD DE LOS CANTOS - КОСОУГОЛЬНОСТЬ	EN ISO 10545-2	± 0,75 mm	± 0,5% (± 1,5 mm)	CONFORME COMPLYING - ERFÜLLT CONFORME - CONFORME СООТВЕТСТВУЕТ		
	ORTOGONALITÀ RECTANGULARITY - RECHTWINKLIGKEIT PERPENDICULARITÉ - ORTOGONALIDAD КРИВИЗНА СТОРОН	EN ISO 10545-2	± 0,75 mm	± 0,5% (± 2,0 mm)	CONFORME COMPLYING - ERFÜLLT CONFORME - CONFORME СООТВЕТСТВУЕТ		
	PLANARITÀ SURFACE FLATNESS - EBENFLÄCHIGKEIT PLANEITE DE SURFACE - PLANEIDAD КРИВИЗНА ЛИЦЕВОЙ ПОВЕРХНОСТИ	EN ISO 10545-2	± 0,75 mm	± 0,5% (± 2,0 mm)	CONFORME COMPLYING - ERFÜLLT CONFORME - CONFORME СООТВЕТСТВУЕТ		
	ASSORBIMENTO D'ACQUA WATER ABSORPTION - WASSERAUFNAHME ABSORPTION D'EAU - ABSORCIÓN DE AGUA ВОДОПОГЛОЩЕНИЕ	EN ISO 10545-3	≤ 0,5 %		≤ 0,1 %		
	RESISTENZA ALLA FLESSIONE FLEXION RESISTANCE - BIEGEFESTIGKEIT RESISTENCIA A LA FLEXIÓN - RESISTENCIA A LA FLEXIÓN ПРЕДЕЛ ПРОЧНОСТИ ПРИ ИЗГИБЕ	EN ISO 10545-4	S ≥ 1.300 N R ≥ 35 N/mm <sup>2</sup> .		CONFORME COMPLYING - ERFÜLLT CONFORME - CONFORME СООТВЕТСТВУЕТ		
	RESISTENZA ALL'URTO IMPACT RESISTANCE - STOSSFESTIGKEIT RESISTANCE AUX CHOCES - RESISTENCIA A LOS GOLPES УДАРНОСТОЙКОСТЬ	EN ISO 10545-5	VALORE DICHIARATO DECLARED VALUE - ANGEGBENER WERT VALEUR DÉCLARÉE - VALOR DECLARADO ЗАЯВЛЕННОЕ ЗНАЧЕНИЕ		> 0,80		
	COEFFICIENTE DI DILATAZIONE TERMICA LINEARE COEFFICIENT OF LINEAR THERMAL EXPANSION - LINEARER WÄRMEAUSSDEHNUNGSKOEFFIZIENT COEFFICIENT DE DILATION THERMIQUE LINEAIRE - COEFFICIENTE DE DILATACIÓN TÉRMICA LINEAL - КОЭФФИЦИЕНТ ЛИНЕЙНОГО ТЕРМИЧЕСКОГО РАСТЯЖЕНИЯ	EN ISO 10545-8	VALORE DICHIARATO DECLARED VALUE - ANGEGBENER WERT VALEUR DÉCLARÉE - VALOR DECLARADO ЗАЯВЛЕННОЕ ЗНАЧЕНИЕ		α = 6,7x10 <sup>-6</sup> /c°		
	RESISTENZA AGLI SBALZI TERMICI RESISTANCE TO THERMAL SHOCKS - BESTÄNDIGKEIT GEGEN TEMPERATURSCHWANKUNGEN RESISTANCE AUX CHOCES THERMIQUES - RESISTENCIA A LOS CHOQUES TÉRMICOS СТОЙКОСТЬ К ПЕРЕПАДАМ ТЕМПЕРАТУРЫ	EN ISO 10545-9	TEST SUPERATO SECONDO EN ISO 10545-1 TEST PASSED ACCORDING TO TEST BESTANDEN NACH TEXTE DÉPASSÉ SELON - PRUEBA SUPERADA SEGÚN ИСПЫТАНИЕ ПРОЙДЕНО В СООТВЕТСТВИИ С		NESSUN DANNO NO DAMAGE - KEIN SCHADEN AUCUN DOMMAGE - NINGUN DANO БЕЗ ПОВРЕЖДЕНИЙ		
	DILATAZIONE ALL'UMIDITÀ (IN MM/M) MOISTURE EXPANSION (IN MM/M) - FEUCHTIGKEITSBEDINGTE AUSDEHNUNG (IN MM/M) DILATATION À L'HUMIDITÉ (EN MM/M) - DILATACIÓN CON LA HUMEDAD (EN MM/M) ВЛАЖНОСТНОЕ РАСТЯЖЕНИЕ (В MM/M)	EN ISO 10545-10	VALORE DICHIARATO DECLARED VALUE - ANGEGBENER WERT VALEUR DÉCLARÉE - VALOR DECLARADO ЗАЯВЛЕННОЕ ЗНАЧЕНИЕ		MAX 0,1 mm / m		
	RESISTENZA AL GELO FROST RESISTANCE - FROSTBESTÄNDIGKEIT RESISTANCE AU GEL - RESISTENCIA AL HIELO МОРОЗОСТОЙКОСТЬ	EN ISO 10545-12	TEST SUPERATO SECONDO EN ISO 10545-1 TEST PASSED ACCORDING TO TEST BESTANDEN NACH TEXTE DÉPASSÉ SELON - PRUEBA SUPERADA SEGÚN ИСПЫТАНИЕ ПРОЙДЕНО В СООТВЕТСТВИИ С		NESSUN DANNO NO DAMAGE - KEIN SCHADEN AUCUN DOMMAGE - NINGUN DANO БЕЗ ПОВРЕЖДЕНИЙ		
	RESISTENZA AI PRODOTTI CHIMICI USO DOMESTICO E ADDITIVI PER PISCINA RESISTANCE TO HOUSEHOLD AND SWIMMING POOL CHEMICAL PRODUCTS - RBESTÄNDIGKEIT GEGEN HAUSHALTSHEMIEKALIEN UND ZUSATZSTOFFE FÜR SWIMMINGPOOLS - RESISTANCE AUX PRODUITS CHIMIQUES USAGE DOMESTIQUE ET ADDITIFS POUR PISCINE - RESISTENCIA A LOS PRODUCTOS QUÍMICOS DE USO DOMÉSTICO Y ADITIVOS PARA PISCINA - СТОЙКОСТЬ К ДЕЙСТВИЮ БЫТОВЫХ ХИМИЧЕСКИХ СРЕДСТВ, ДОБАВКАМ В БАССЕЙНЫ	EN ISO 10545-13	B MIN		CONFORME COMPLYING - ERFÜLLT CONFORME - CONFORME СООТВЕТСТВУЕТ		
	RESISTENZA A BASSE CONCENTRAZIONI DI ACIDI E ALCALI RESISTANCE TO LOW CONCENTRATIONS OF ACIDS AND ALKALI - BESTÄNDIGKEIT BEI NIEDRIGEN KONZENTRATIONEN VON SÄUREN UND LAUGEN - RESISTANCE À BASSES CONCENTRATIONS D'ACIDES ET ALCALIS - RESISTENCIA A BAJAS CONCENTRACIONES DE ÁCIDOS Y ÁLCALIS - СТОЙКОСТЬ К ДЕЙСТВИЮ НИЗКИХ КОНЦЕНТРАЦИЙ КИСЛОТ И ЩЕЛОЧЕЙ	EN ISO 10545-13	VALORE DICHIARATO DECLARED VALUE - ANGEGBENER WERT VALEUR DÉCLARÉE - VALOR DECLARADO ЗАЯВЛЕННОЕ ЗНАЧЕНИЕ		CONFORME COMPLYING - ERFÜLLT CONFORME - CONFORME СООТВЕТСТВУЕТ		
	RESISTENZA AD ALTE CONCENTRAZIONI DI ACIDI E ALCALI RESISTANCE TO HIGH CONCENTRATIONS OF ACIDS AND ALKALI - BESTÄNDIGKEIT BEI HOHEN KONZENTRATIONEN VON SÄUREN UND LAUGEN - RESISTANCE À HAUTES CONCENTRATIONS D'ACIDES ET ALCALIS - RESISTENCIA A ALTAS CONCENTRACIONES DE ÁCIDOS Y ÁLCALIS - СТОЙКОСТЬ К ДЕЙСТВИЮ ВЫСОКИХ КОНЦЕНТРАЦИЙ КИСЛОТ И ЩЕЛОЧЕЙ	EN ISO 10545-13	VALORE DICHIARATO DECLARED VALUE - ANGEGBENER WERT VALEUR DÉCLARÉE - VALOR DECLARADO ЗАЯВЛЕННОЕ ЗНАЧЕНИЕ		CONFORME COMPLYING - ERFÜLLT CONFORME - CONFORME СООТВЕТСТВУЕТ		
	RESISTENZA ALLE MACCHIE RESISTANCE TO STAINS - FLECKENBESTÄNDIGKEIT RESISTANCE AUX TACHES - RESISTENCIA A LAS MANCHAS УСТОЙЧИВОСТЬ К ПЯТНООБРАЗОВАНИЮ	EN ISO 10545-14	CLASSE 3 MIN		CONFORME COMPLYING - ERFÜLLT CONFORME - CONFORME СООТВЕТСТВУЕТ		
	CESSIONE DI PIOMBO E CADMIO LEAD AND CADMIUM DISCHARGE - ABGABE VON BLEI UND CADMIUM PERTE DE PLOMB ET CADMIUM - CESIÓN DE PLOMO Y CADMIO ВЫДЕЛЕНИЕ СВИНЦА И КАДМИЯ	EN ISO 10545-15	VALORE DICHIARATO DECLARED VALUE - ANGEGBENER WERT VALEUR DÉCLARÉE - VALOR DECLARADO ЗАЯВЛЕННОЕ ЗНАЧЕНИЕ		< AL LIMITE DI RILEVAMENTO < THAN INSTRUMENT LIMIT < UNMESSBARES WERT < LIMITE DE L'INSTRUMENT < LIMITE DEL INSTRUMENTO <НА ПРЕДЕЛЕ ОПРЕДЕЛИМОСТИ		
	SCIVOLosità SKID RESISTANCE - RUTSCHWERT GLISSANCE - ADHERENCIA СКОЛЬЗКОСТЬ	DM. 236/89 BCRA	> 0,40		> 0,40	> 0,40	
		ANSI A 137.1	WET DOOF > 0,42		> 0,42	> 0,42	
		DIN 51130	-		R9 (Corten, Aluminium, Platinium, Indium) R10 (Cement, Canyon, Chalk)	R11	
		DIN 51097	-		A+B (Cement, Canyon, Chalk) A+B (mos. 4,7)	A+B+C - A+B+C (mos. 2,5)	



PER I CERTIFICATI SPECIFICI, E VALORI PUNTUALI, CONTATTARE FINCIBEC SPA - FOR SPECIFIC CERTIFICATES AND DATA, CONTACT FINCIBEC S.P.A. - FÜR SPEZIELLE ZERTIFIKATE UND PUNKTWERTE, FINCIBEC S.P.A. KONTAKTIEREN - POUR LES CERTIFIATS  
 SPÉCIFIQUES ET LES VALEURS PONCTUELLES, CONTACTER FINCIBEC S.P.A. - PARA LOS CERTIFICADOS ESPECÍFICOS Y LOS VALORES CONCRETOS, CONTACTE CON FINCIBEC S.P.A. - ВО ВОПРОСАМ СПЕЦИАЛЬНЫХ СЕРТИФИКАТОВ И ПОКАЗАТЕЛЕЙ СВЯЖИТЕСЬ С  
 FINCIBEC SPA.

ESCLUSO PEZZI SPECIALI ED ELEMENTI DECORATIVI - WITH THE EXCEPTION OF SPECIAL PIECES AND DECORS



**FINCIBEC S.p.A.**

**Uffici Comm.li, Stabilimento:**  
Via Radici in Monte, 18/19  
42014 Roteglia (RE) Italy

Tel. +39 0536 855511  
Fax Italia +39 0536 851239  
Fax Export +39 0536 855541

[www.century-ceramica.it](http://www.century-ceramica.it)  
[info@century-ceramica.it](mailto:info@century-ceramica.it)

**Amministrazione:**  
Via Valle d'Aosta, 47  
41049 Sassuolo (MO) Italy

Tel. +39 0536.861300  
Fax +39 0536.861351  
[www.fincibec.it](http://www.fincibec.it)  
[info@fincibec.it](mailto:info@fincibec.it)

**GRUPPO FIRE - Fire S.r.l**

FINCIBEC S.p.A.  
socio di:

